

The nuclear structure and related properties of some low-lying isomers of free-space O_n clusters ($n = 6, 8, 12$)

G. Forte^a, G. G. N. Angilella^{b,c,d,e,*}, N. H. March^{f,g}, R. Pucci^{b,d}

^a*Dipartimento di Scienze del Farmaco, Università di Catania,
Viale A. Doria, 6, I-95126 Catania, Italy*

^b*Dipartimento di Fisica e Astronomia, Università di Catania,
Via S. Sofia, 64, I-95123 Catania, Italy*

^c*Scuola Superiore di Catania, Università di Catania,
Via Valdisavoia, 9, I-95123 Catania, Italy*

^d*CNISM, UdR Catania, Via S. Sofia, 64, I-95123 Catania, Italy*

^e*INFN, Sez. Catania, Via S. Sofia, 64, I-95123 Catania, Italy*

^f*Department of Physics, University of Antwerp,
Groenenborgerlaan, 171, B-2020 Antwerp, Belgium*

^g*Oxford University, Oxford, UK*

Abstract

After some introductory comments relating to antiferromagnetism of crystalline O_2 , and brief remarks on the geometry of ozone, Hartree-Fock (HF) theory plus second-order Møller-Plesset (MP2) corrections are used to predict the nuclear structure of low-lying isomers of free-space O_n clusters, for $n = 6, 8$, and 12 . The equilibrium nuclear-nuclear potential energy is also discussed in relation to the number n of oxygen atoms in the cluster.

PACS: 31.15.Ne, 36.40.Qv

As is well known, the O_2 molecule has parallel spin electrons in its ground state. This results in important magnetic correlations between molecular or cluster units in oxygen assemblies, especially at high density, giving rise to a variety of ‘spin-controlled’ solid phases of molecular oxygen under pressure [1]. A remarkable result of the triplet character of oxygen molecules is the existence of insulating crystalline O_2 in an antiferromagnetic (AF) state [2]. This, to our knowledge, is the only AF insulator known in nature with a

*Corresponding author.

Email address: giuseppe.angilella@ct.infn.it (G. G. N. Angilella)

single atomic species present, though metallic AFs exist in the forms of Cr and Mn. Spin ordering has relevant consequences on electronic transport properties in solid oxygen. At high pressures, solid oxygen changes from an insulating to a metallic state [3], and at sufficiently low temperatures it even undergoes a superconducting transition [4]. In the so-called red- or ε -phase [5, 6], high-pressure solid oxygen is believed to consist of O_n clusters in a crystal lattice, with $n = 4$ [7] or $n = 8$ [8]. As to free-space ozone, the nuclear structure takes the form of an isosceles triangle, though we do not know of any crystalline form, even under high pressure, for which O_3 is the basic building block. Turning more briefly to O_4 , at least two theoretical studies of its low-lying free-space isomers exist [9, 10].

Here, we shall use quantum-chemical methods, first of all, to study the nuclear structures of some low-lying isomers of the free-space clusters O_n , for $n = 6, 8$, and 12 . The problem of determining the free-space structure and other dynamical properties of oxygen clusters has been seldom addressed in the literature, one exception being Ref. [11], where however the geometry was restricted to the ring shape. Here, Hartree-Fock plus second-order Møller-Plesset (HF+MP2) theory [12] was applied first of all for the optimization of the clusters with subsequent additions of more refined methods. All calculations were performed by means of Gaussian 09 software [13], where the 6-311 basis set [14, 15] was used, supplemented by polarization and diffuse functions (6-311++G**).

Fig. 1 shows a low-lying isomer of O_6 , which appears as a linkage between two somewhat perturbed, of course, ozone molecules. Table 1 collects the various bond lengths and relevant angles associated with this nuclear structure. The ground-state energy is given in atomic units (a.u.), together with the dissociation energy into six O atoms.

Next, we show in the left panel of Fig. 2 a predicted nuclear structure of O_8 , in the singlet (s) state, by optimization using HF+MP2 theory. Calculations within density functional theory (DFT) using the functional of Perdew, Burke, and Ernzerhof (PBE) [16], which has been shown by Amovilli *et al.* [17] to have possibly variational validity, lead to a related structure, shown in the right panel of Fig. 2 (see Tab. 1 for structural details). However (see further comments below), the possibility that this structure represents a transition state cannot be ruled out, as that may require really careful treatment of electron correlation.

Fig. 3 depicts what we find to be a low-lying isomer of O_{12} .

Fig. 4 shows the calculated frequencies of the normal modes for the dif-

ferent oxygen clusters under consideration. While all frequencies are real in the case $n = 6$ (Fig. 1), some frequencies turn out to be imaginary in the case $n = 8$. This has been confirmed by further calculations at the CCSD level of approximation (employing the 6-311++** basis set). Specifically, while the O_8 cluster in the triplet configuration does not form at all, one finds a O_8 cluster in the singlet configuration, with a geometry much similar to the one shown in the left panel of Fig. 2 (see Tab. 1 for structural details). However, two frequencies turn out to be imaginary, thus showing that this structure might correspond to a second order saddle point in the configurational energy (null gradient, but two imaginary frequencies).

Then, as a further related property, we have also extracted from the present bond lengths, the bare electrostatic nuclear-nuclear potential energy, U_{nn} , for all the low-lying isomers considered here. This is stimulated by the early work of Mucci and March [18], who studied the equilibrium values of U_{nn} for a wide variety of tetrahedral and octahedral molecules. Their surprising conclusion was that U_{nn} correlated closely with the total number of electrons in these molecules. Prompted by this finding, and its relevance to density functional theory (DFT) [19], we have plotted in Fig. 5 U_{nn} vs the number n of oxygen atoms for the four clusters considered above.

In summary, our main findings are for the nuclear arrays proposed in Figures 1–3 for isomers of free-space O_n clusters ($n = 6, 8, 12$). An additional finding is that the equilibrium nuclear-nuclear potential energy of these predicted structures accord with the conclusions reached by Mucci and March [18] on tetrahedral and octahedral molecules.

Acknowledgements

The authors acknowledge Professor C. Amovilli for providing relevant data for Fig. 2. NHM wishes to acknowledge that his contribution to the present article was made during a visit to the University of Catania. NHM thanks Professors R. Pucci and G. G. N. Angilella for their kind hospitality.

References

- [1] Yu. A. Freiman and H. J. Jodl, Phys. Rep. **401**, 1 (2004).
- [2] I. N. Goncharenko, O. L. Makarova, and L. Ulivi, Phys. Rev. Lett. **93**, 055502 (2004).

- [3] S. Desgreniers, Y. K. Vhora, , and A. L. Ruoff, *J. Phys. Chem.* **94**, 1117 (1990).
- [4] K. Shimizu, K. Suhara, M. Ikumo, M. I. Eremets, and K. Amaya, *Nature (London)* **393**, 767 (1998).
- [5] M. Nicol, K. R. Hirsch, and W. B. Holzapfel, *Chem. Phys. Lett.* **68**, 49 (1979).
- [6] Y. Akahama, H. Kawamura, D. Häusermann, M. Hanfland, and O. Shimomura, *Phys. Rev. Lett.* **74**, 4690 (1995).
- [7] F. A. Gorelli, L. Ulivi, M. Santoro, and R. Bini, *Phys. Rev. Lett.* **83**, 4093 (1999).
- [8] Hiroshi Fujihisa, Yuichi Akahama, Haruki Kawamura, Yasuo Ohishi, Osamu Shimomura, Hiroshi Yamawaki, Mami Sakashita, Yoshito Gotoh, Satoshi Takeya, and Kazumasa Honda, *Phys. Rev. Lett.* **97**, 085503 (2006).
- [9] E. T. Seidl and H. F. Schaefer, *J. Chem. Phys.* **96**, 1176 (1992).
- [10] Michel Caffarel, Ramón Hernández-Lamonedá, Anthony Scemama, and Alejandro Ramírez-Solís, *Phys. Rev. Lett.* **99**, 153001 (2007).
- [11] Benjamin M. Gimarc and Ming Zhao, *The Journal of Physical Chemistry* **98**, 1596 (1994).
- [12] Ch. Møller and M. S. Plesset, *Phys. Rev.* **46**, 618 (1934).
- [13] M. J. Frisch, G. W. Trucks, H. B. Schlegel, G. E. Scuseria, M. A. Robb, J. R. Cheeseman, G. Scalmani, V. Barone, B. Mennucci, G. A. Petersson, H. Nakatsuji, M. Caricato, X. Li, H. P. Hratchian, A. F. Izmaylov, J. Bloino, G. Zheng, J. L. Sonnenberg, M. Hada, M. Ehara, K. Toyota, R. Fukuda, J. Hasegawa, M. Ishida, T. Nakajima, Y. Honda, O. Kitao, H. Nakai, T. Vreven, J. A. Montgomery, Jr., J. E. Peralta, F. Ogliaro, M. Bearpark, J. J. Heyd, E. Brothers, K. N. Kudin, V. N. Staroverov, R. Kobayashi, J. Normand, K. Raghavachari, A. Rendell, J. C. Burant, S. S. Iyengar, J. Tomasi, M. Cossi, N. Rega, J. M. Millam, M. Klene, J. E. Knox, J. B. Cross, V. Bakken, C. Adamo, J. Jaramillo, R. Gomperts, R. E. Stratmann, O. Yazyev, A. J. Austin, R. Cammi,

- C. Pomelli, J. W. Ochterski, R. L. Martin, K. Morokuma, V. G. Zakrzewski, G. A. Voth, P. Salvador, J. J. Dannenberg, S. Dapprich, A. D. Daniels, O. Farkas, J. B. Foresman, J. V. Ortiz, J. Cioslowski, and D. J. Fox, *Gaussian 09, Revision A.02*, Gaussian, Inc., Wallingford, CT, 2009.
- [14] A. D. McLean and G. S. Chandler, *J. Chem. Phys.* **72**, 5639 (1980).
- [15] R. Krishnan, J. S. Binkley, R. Seeger, and J. A. Pople, *J. Chem. Phys.* **72**, 650 (1980).
- [16] J. P. Perdew, K. Burke, and M. Ernzerhof, *Phys. Rev. Lett.* **77**, 3865 (1996).
- [17] C. Amovilli, N. H. March, F. Bogár, and T. Gál, *Phys. Lett. A* **373**, 3158 (2009).
- [18] J. F. Mucci and N. H. March, *J. Chem. Phys.* **71**, 5270 (1979).
- [19] R. G. Parr and W. Yang, *Density Functional Theory of Atoms and Molecules* (Oxford University Press, Oxford, 1989).

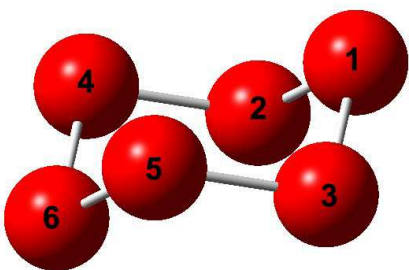


Figure 1: Low-lying isomer of O_6 . See Table 1 for structural details, and Table 2 for ground-state and dissociation energy.

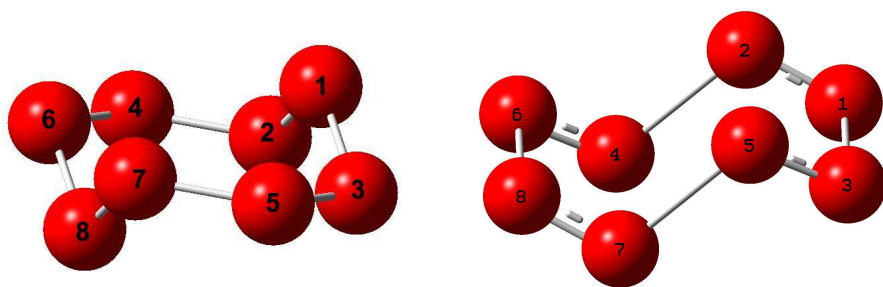


Figure 2: Two low-lying isomers of O_8 , both in the singlet configuration: within HF+MP2 theory (left), and within PBE theory (right). See Table 1 for structural details, and Table 2 for ground-state and dissociation energy.

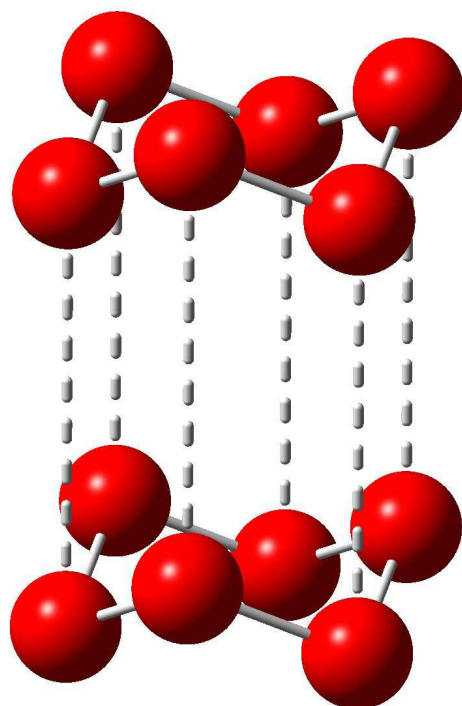


Figure 3: Low-lying isomer of O₁₂. This is essentially composed by two O₆, weakly bound sub-clusters, separated by an average distance of 3.37 Å. Within each sub-cluster, one finds alternating angles of 103.90° and 104.00° between two consecutive O – O bonds. One also finds an overall singlet spin configuration. See Table 2 for ground-state and dissociation energy.

bond lengths			bond angles			
O ₆ (Fig. 1):						
all bonds:	1.427	all angles:	103.85			
O ₈ singlet (Fig. 2, left):						
1	2	1.422	1	2	4	100.46
1	3	1.435	1	3	5	113.68
2	4	1.422	2	1	3	113.18
3	5	1.435	2	4	6	113.18
4	6	1.435	3	5	7	113.18
5	7	1.422	4	6	8	113.68
6	8	1.435	5	7	8	100.46
7	8	1.422	6	8	7	113.18
O ₈ singlet (Fig. 2, right):						
1	2	1.203	1	2	4	109.878
1	3	1.928	1	3	5	97.817
2	4	1.854	2	1	3	97.794
3	5	1.204	2	4	6	109.825
4	6	1.203	3	5	7	109.776
5	7	1.855	4	6	8	97.674
6	8	1.934	5	7	8	109.887
7	8	1.203	6	8	7	97.646
O ₈ singlet (CCSD/6-311++**):						
1	2	1.413	1	2	4	112.86
1	3	1.413	1	3	5	112.86
2	4	1.422	2	1	3	100.52
3	5	1.422	2	4	6	113.36
4	6	1.422	3	5	7	113.36
5	7	1.422	4	6	8	112.86
6	8	1.413	5	7	8	112.86
7	8	1.413	6	8	7	100.52

Table 1: Bond lengths (in Å) and angles (in °) for the clusters O₆ and O₈ considered in this work (see caption of Fig. 3 for details on the structure of O₁₂). The last group of data refer to the structure of the unstable O₈ singlet cluster, obtained at the refined CCSD/6-311++** level of approximation.

n	S	$E(O_n)$	$E(O_n - nO)$	
1	t	-74.92178	0.00000	
2	t	-150.02987	-0.18631	
3	s	-224.99167	-0.22633	
4	s	-299.87402	-0.18690	
6	s	-449.90881	-0.37813	Fig. 1
8	s	-599.85359	-0.47935	Tab. 1 at CCSD
8	s	-600.70181	-1.32757	Fig. 2 at PBE
12	s	-899.82570	-0.76434	Fig. 3

Table 2: Ground-state and dissociation energies (in a.u.) for the O_n clusters ($n = 6, 8, 12$) discussed in the text. $S = s$ ($S = t$) refers to a singlet (triplet) spin configuration, respectively. Relevant data for other atomic and molecular clusters of interest (O_n , with $n = 1, 2, 3, 4$) are also included, for reference.

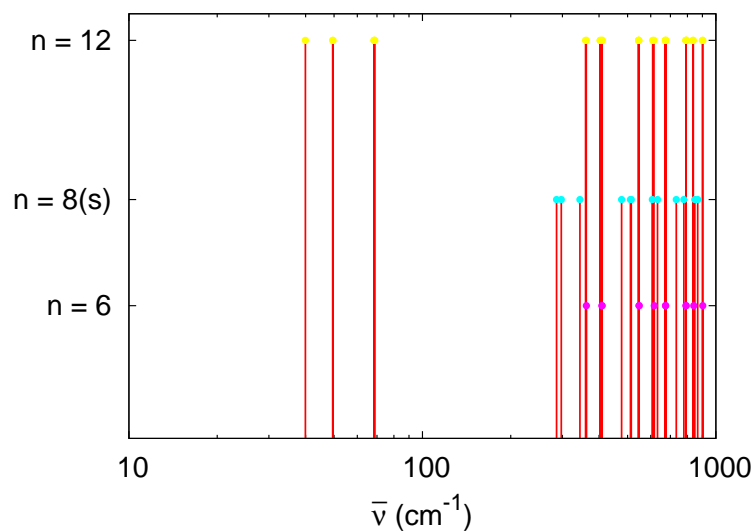


Figure 4: Calculated frequencies of the normal modes of the three clusters under study.

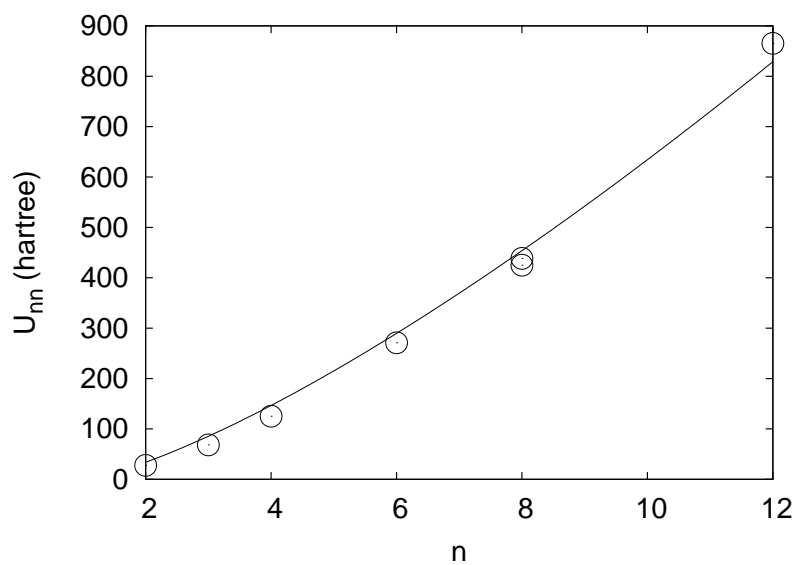


Figure 5: Nuclear-nuclear repulsion energy, U_{nn} (in hartrees), as a function of the number of electrons N in the low-lying isomers depicted in Figs. 1, 2, 3, as well as for $n = 2, 3, 4$. The two points for $n = 8$ refer to the two singlet clusters O_8 shown in Fig. 2. The solid line is a guide to the eye, prompted by the proposal of Mucci and March [18].