
Behavior Pattern Recognition using A New Representation Model

Qifeng Qiao

Department of Systems Engineering
University of Virginia
Charlottesville, VA 22903
qq2r@virginia.edu

Peter A. Beling

Department of Systems Engineering
University of Virginia
Charlottesville, VA 22903
pb3a@virginia.edu

Abstract

We study the use of inverse reinforcement learning (IRL) as a tool for the recognition of agents' behavior on the basis of observation of their sequential decision behavior interacting with the environment. We model the problem faced by the agents as a Markov decision process (MDP) and model the observed behavior of the agents in terms of forward planning for the MDP. We use IRL to learn reward functions and then use these reward functions as the basis for clustering or classification models. Experimental studies with *GridWorld*, a navigation problem, and the *secretary problem*, an optimal stopping problem, suggest reward vectors found from IRL can be a good basis for behavior pattern recognition problems. Empirical comparisons of our method with several existing IRL algorithms and with direct methods that use feature statistics observed in state-action space suggest it may be superior for recognition problems.

1 Introduction

The availability of sensing technologies, such as digital cameras, global position system, infrared sensors and others, makes the computer easily access the data recording the interaction between the agents and the environment. The new web technology also provides a large amount of background knowledge that describes the user behavior on the internet. More recent research has begun to build the behavior recognition system using the real-world data to understand the users' behavior.

Many approaches have been proposed to understand the agents' goals/plans from the observation of the decision behavior. The entire trace of actions is to be recognized and matched against a plan library or a set of possible goals/plans. Despite of the success of these methods, they assume that the plan library, a set of possible goals or some behavior model are known beforehand and provided as an input. Goal information is often completely unknown in practice, however, and so it is difficult to model goals accurately.

Consider some examples in the real-world. Human behavior contains more complex structure and relations. E.g. Kautz pointed out two basic structure for behavior: decomposition and abstraction [8]. Behavior can be decomposed into several events. For behavior recognition, Israeli security systems evaluate a series of events to reach a conclusion. Are they merely loitering in the area? Are they wearing a warm coat on a hot day? When a list of behavior hits a certain number, the system recognizes a potential threat. This method highly depends on the empirical experience and hardly recognizes the precise goal of the observed agent. To recommend personalized advertisement, the web companies hope to understand users' behavior by analyzing the log history. Are users interested in shopping cameras, if they have booked a hotel just now? Are they interested in diaper if they have looked at baby toys? Since the store has limited time to display some advertisements in limited space, how to effectively identify the user's interest is of high importance for the web companies.

Another motivation for a new problem comes from domains like high frequency trading of stocks and commodities, where there is considerable interest in identifying new market players and algorithms based on observations of trading actions, but little hope in learning the precise strategies employed by these agents [20, 12].

In this paper, we propose a new problem, termed *Behavior Pattern Recognition*(BPR), that involves recognizing agents based on observation of their behavior in a sequential decision making setting. Broadly, the problem is to classify or cluster the agents according to the patterns of decision behavior that are learned from the samples of agents' sequential behavior. The recognition problem can be framed as a classification or clustering problem: (1) Given observations of decision trajectories consisting of sequential actions and given a label for each trajectory indicating which behavior pattern that agent has, the problem is to determine the behavior pattern for an agent with unlabeled trajectories. (2) Given only observations of the decision trajectories, the problem is to assign trajectories to clusters on the basis of similarity of behavior patterns.

A simple solution to BPR problem is to program some heuristic rules to recognize the behavior based on the decomposition of complex behavior into a series of simple events. In this paper, we propose to solve BPR problem using high level abstraction - recognizing the behavior pattern according to the underlying goals/decision-strategies. Consider the problem of image recognition as an illustration of behavior recognition. In that problem, a computer learns to categorize images by representing every image as a multi-dimensional feature vector that consists of the components such as RGB color, texture, shape parameters or other advanced metrics. The key point of characterizing the behavior is how to effectively find a high level vector that represents the sequential behavior and encodes the information on patterns. From the perspective of decision-making process, the underlying goal of an agent is considered as an abstract representation of the behavior. If a decision-making process is modeled by MDP, the reward function is assumed to encode the goal of that agent.

IRL [11] addresses the task of learning a reward function for given MDP that is consistent with observations of optimal decision making for the process. An assumption is that the expert's goal/intention can be characterized by the reward function. If the expert is rational, the demonstration behavior should aim to maximize the long-term accumulative reward.

Thus, we study the use of IRL to characterize the decision behavior, modeling the problem faced by the agents as a MDP and assuming the reward function of the MDP model as a high-level abstraction of the decision behavior. The motivation is that even when the true behavior is not rational and we can't learn the precise goals/decision-strategies, we still can categorize the agents by learning the reward functions that make MDP models approximate the observed behavior.

IRL has received increasing attention in the machine learning field in recent years. Most of this work is focused on apprenticeship learning, in which IRL is used as the core method for finding decision policies consistent with observed behavior [1, 10, 18]. A number of IRL algorithms and modeling constructs have been proposed for apprenticeship learning or imitation learning, including Max-margin planning [14], gradient tuning methods [10], linear solvable MDP [7], bootstrap learning [3], feature construction [9], Gaussian process IRL [13] and Bayesian inference [4].

On two well-know decision strategy recognition problems, we compare our method with several existing IRL algorithms and with direct methods that use feature statistics observed in state-action space. Our main contributions include: (1) identification of a new learning task that categorizes agents by learning their behavior patterns; (2) designing simple methods to solve the BPR problem, which represents the problem in raw observation space; (3) creating a new representation model to solve the BPR problem in reward feature space, which depends on the MDP model; (4) observation that our new representation model using reward space in MDP provides a formal way to represent the behavior recognition problem and performs superior to other methods.

2 Preliminaries

We define the input of BPR problem as a tuple $\mathbf{B} = (D_1, D_2, \dots, D_N)$, where $D_n, n \in \{1, 2, \dots, N\}$ is the observation of the n -th agent. For a classification problem, $D_n = (\mathcal{O}_n, y_n)$, where \mathcal{O}_n is a set of observed decision trajectories and y_n is the class label for the n -th agent. The agents, who have the same behavior patterns, are given the same class label. Similarly, in a clustering problem, D_n only consists of the observed decision trajectories.

We define the set of decision trajectories $\mathcal{O}_n = \{h_n^j\}$, $j = 1, 2, \dots, |\mathcal{O}_n|$, where each trajectory h_n^j is defined as a series of state and action pairs: $\{(s, a)_n^t\}$, $t = 1, 2, \dots, |h_n^j|$. Here, the s denotes the state for the decision problem and the a means the action selected by the agent at state s .

To determine a label for an agent, we may develop a model to decompose the observed behavior into several events. Each event can be described by a complete or part of a decision trajectory. When a list of events hits a certain number, the model recognizes a label for an agent. This method requires a lot of domain knowledge and human experience to program the heuristic rules.

Another way to solve BPR problem is to effectively represent the problem in a multi-dimensional space and then apply the learning algorithms. The decision-making process can be characterized in two layers. The outer layer characterizes the behavior by calculating some statistic information on the observed state and action. The inner layer is an abstraction of the behavior, which is related to the goal or the internal mind of the agent that determines the behavior fundamentally.

3 Simple Representation of Behavior Recognition Problem

In this section, we describe two methods in outer layer that categorize the decision-making agents just based on observation.

The first method is called feature trajectory (*FT*). Assume the length of a decision trajectory is H . The vector to characterize the behavior in $j - th$ decision trajectory is written as follows.

$$f(h_n^j) = [s_1, a_1, s_2, a_2, \dots, s_H, a_H],$$

where $s_i, i \in \{1, 2, \dots, H\}$ is a discrete random variable meaning the state index at $i - th$ decision stage, and a_i represents the action selected at state s_i . E.g., we have a problem that can be defined by 3 states and 2 actions. Then $s_i \in \{1, 2, 3\}$ and $a_i \in \{1, 2\}$. In the observation, every trajectory starts from the same initial state. Given the observation set \mathcal{O}_n for $n - th$ agent, the feature vector f_n is obtained by computing this equation: $f_n = \frac{1}{|\mathcal{O}_n|} \sum_{j=1}^{|\mathcal{O}_n|} f(h_n^j)$, where the vector $f(h_n^j)$ is preprocessed by scale-normalization before averaging.

Then, the $n - th$ agent is represented by a feature vector f_n . Consider a supervised learning problem, given the real valued input vector $f_n \in \mathcal{F}$ and the category label $y_n \in \mathcal{Y}$, we aim to learn a function $h : \mathcal{F} \rightarrow \mathcal{Y}$.

The second method is called feature expectation (*FE*), which has been widely used by apprenticeship learning as a representation of the averaged long-term performance. Assume a basis function $\phi : \mathcal{S} \rightarrow [0, 1]^d$, where \mathcal{S} denotes the state space. The feature expectation $f_n = \frac{1}{|\mathcal{O}_n|} \sum_{j=1}^{|\mathcal{O}_n|} \sum_{s_t \in h_n^j} \gamma^t \phi(s_t)$, where $\gamma \in (0, 1)$ is a discount factor. The associated apprenticeship learning algorithms aim to find a policy that performs as well as demonstrations by minimizing the distance between their feature expectations. Here, we only use the observed state sequence to compute the feature expectation vector for an agent, where the γ is manually assumed at 0.95. Then, the $n - th$ agent can be represented by vector f_n given the observation \mathcal{O}_n .

4 A New Representation Model

To solve the behavior pattern learning problem with high-level feature representation, we propose the use of the following steps.

1. Given the BPR problem with input \mathbf{B} , we use the set $\{\mathcal{O}_n\}$, $n \in \{1, 2, \dots, N\}$ to construct the state space \mathcal{S} and action space \mathcal{A} for the observed decision-making problem.
2. For $n - th$ observed agent, we assume an MDP model $M = (\mathcal{S}, \mathcal{A}, R_n, \gamma, \mathcal{P})$, where r_n is the unknown reward function for this agent, γ is the constant discount factor, and $\mathcal{P} = \{\mathbf{P}_a\}_{a \in \mathcal{A}}$ is a set of transition probability matrices \mathbf{P}_a for action $a \in \mathcal{A}$. The entries of \mathbf{P}_a , written as $\mathbf{P}_a(s, s')$, give the probability of transitioning to state $s' \in \mathcal{S}$ from state $s \in \mathcal{S}$ given the action is a . The rows of \mathbf{P}_a , denoted $\mathbf{P}_a(s, :)$, give a probability vector of transitioning from state s to all the states in \mathcal{S} . The \mathcal{P} can be modeled using prior knowledge of the problem or estimated from the observed decision trajectories $\{\mathcal{O}_n\}$. In a

finite state space the reward function R_n may be considered a vector, r_n , whose elements give the reward in each state. Here we assume that there exists an unknown reward function that can make the MDP find a policy as similar as the observed behavior.

3. Apply IRL algorithms to learn the reward vector r_n for $n - th$ agent.
4. Estimate the reward vectors for every agent. Then the supervised learning problem is written as: given the real valued input vector $r_n \in \mathcal{R}$ and the category label $y_n \in \mathcal{Y}$, we aim to learn a function $h : \mathcal{R} \rightarrow \mathcal{Y}$.
5. Given a new observed agent, we repeat step 1-3 to get the reward function for the agent and then predict the label for the behavior pattern using estimated function $h : \mathcal{R} \rightarrow \mathcal{Y}$.

In MDP model, a policy is defined as a mapping $\pi : \mathcal{S} \rightarrow \mathcal{A}$. The value function for a policy π is $V^\pi(s_0) = E[\sum_{t=0}^{\infty} \gamma^t R(s_t) | p(s_0), \pi]$ where $p(s_0)$ is the distribution of the initial state and the action at state s_t is determined by policy π . Similarly, the Q function is defined as $Q(s, a) = R(s) + \gamma \sum_{s' \in \mathcal{S}} \mathbf{P}_a(s, s') V^\pi(s')$. At state s , an optimal action is selected by $a^* = \max_{a \in \mathcal{A}} Q(s, a)$.

An instance of the IRL problem is written as a triplet $B = (M \setminus r, p(r), \mathcal{O})$, where $M \setminus r$ is a MDP model without the reward function and $p(r)$ is prior knowledge on the reward. The vector $p(r)$ can be a non-informative prior if we have no knowledge about the reward function or a Gaussian or other distribution if we model the reward as a specific stochastic process.

We use an MDP to model the decision problem faced by an agent under observation. The reality of the agent's decision problem and process may differ from the MDP model, but we interpret every observed decision of the agent as the choice of an action in the MDP. The dynamics of the environment in the MDP are described by the transition probabilities \mathcal{P} . These probabilities may be interpreted as being a prior, if known in advance, or as an estimation of the agent's beliefs of the dynamics. Next, we will show how to learn the reward functions by employing some exiting IRL algorithms.

5 Bayesian framework for IRL

Most existing IRL algorithms assume that the agents are perfectly rational and the observed behavior is optimal. Prominent examples include the model in [11], which we term linear IRL (*LIRL*) because of its linear nature, *WMAL* in [18], and *PROJ* in [1]. In these algorithms, the reward function is written linearly in terms of features as $R(s) = \sum_{i=1}^d \omega_i \phi_i(s) = \omega^T \phi(s)$, where $\phi : \mathcal{S} \rightarrow [0, 1]^d$ and $\omega^T = [\omega_1, \omega_2, \dots, \omega_d]$.

Our proposed computational framework formalizes the behavior recognition problem as Bayesian IRL, which was initially proposed in [5]. The posterior over reward function for $n - th$ agent is written as

$$p(r_n | \mathcal{O}_n) = p(\mathcal{O}_n | r_n) p(r_n) \propto \prod_{j=1}^{|\mathcal{O}_n|} \prod_{(s,a) \in h_n^j} p(a | s, r_n).$$

Then, The IRL problem is to solve $\max_{r_n} \log p(\mathcal{O}_n | r_n) + \log p(r_n)$. For many problems, however, the computation of $p(r_n | \mathcal{O}_n)$ may be complicated and some algorithms use Markov chain Monte Carlo (MCMC) to sample the posterior probability. Considering the computation complexity to deal with a large number of IRL problems, we choose the IRL algorithms that have well defined likelihood function to reduce the computation burden.

5.1 IRL with Boltzmann Distribution

To model the likelihood function, some IRL algorithm in [2], which we call maximum likelihood IRL (*MLIRL*), uses Boltzmann distribution to calculate $p(a | s, r_n)$ using $p(a | s, r_n) = \frac{e^{Q(s,a)}}{\sum_{a \in \mathcal{A}} e^{Q(s,a)}}$.

5.2 IRL with Gaussian Process

IRL algorithm, which is called *GPIRL* in [13], uses preference relations to model the likelihood function $P(\mathcal{O}_n | r_n)$ and assumes the r_n is generated by Gaussian process for $n - th$ observed agent.

Given a state, we assume that the optimal action is selected according to Bellman optimality. The preference relation is defined as follows.

At state s , $\forall \hat{a}, \check{a} \in \mathcal{A}$, we define the *action preference relation* as:

1. Action \hat{a} is weakly preferred to \check{a} , denoted as $\hat{a} \succeq_s \check{a}$, if $Q(s, \hat{a}) \geq Q(s, \check{a})$;
2. Action \hat{a} is strictly preferred to \check{a} , denoted as $\hat{a} \succ_s \check{a}$, if $Q(s, \hat{a}) > Q(s, \check{a})$;
3. Action \hat{a} is equivalent to \check{a} , denoted as $\hat{a} \sim_s \check{a}$, if and only if $\hat{a} \succeq_s \check{a}$ and $\check{a} \succeq_s \hat{a}$.

Given the observation set \mathcal{O}_n , we have a group of preference relations at each state s , which is written as

$$\mathcal{E} \equiv \left\{ (\hat{a} \succ_s \check{a}), \hat{a} \in \hat{\mathcal{A}}, \check{a} \in \mathcal{A} \setminus \hat{\mathcal{A}} \right\} \cup \left\{ (\hat{a} \sim_s \hat{a}'), \hat{a}, \hat{a}' \in \hat{\mathcal{A}} \right\},$$

where $\hat{\mathcal{A}} \in \mathcal{A}$ is the action subspace for state s obtained from the set \mathcal{O}_n .

Let \mathbf{r} be the vector of r_n containing the reward for m possible actions at T observed states. We have

$$\begin{aligned} \mathbf{r} &= (\underbrace{\mathbf{r}_{a_1}(s_1), \dots, \mathbf{r}_{a_1}(s_T)}_{\mathbf{r}_{a_1}}, \dots, \underbrace{\mathbf{r}_{a_m}(s_1), \dots, \mathbf{r}_{a_m}(s_T)}_{\mathbf{r}_{a_m}}) \\ &= (\mathbf{r}_{a_1}, \dots, \mathbf{r}_{a_m}), \end{aligned}$$

where $T = |\mathcal{S}|$ and $\mathbf{r}_{a_m}, \forall m \in \{1, 2, \dots, |\mathcal{A}|\}$, denotes the reward with respect to m -th action.

Consider \mathbf{r}_{a_m} as a Gaussian process if, for any $\{s_1, \dots, s_T\} \in \mathcal{S}$, the random variables $\{\mathbf{r}_{a_m}(s_1), \dots, \mathbf{r}_{a_m}(s_T)\}$ are normally distributed. We denote by $k_{a_m}(s_c, s_d)$ the function generating the value of entry (c, d) for covariance matrix \mathbf{K}_{a_m} , which leads to $\mathbf{r}_{a_m} \sim N(0, \mathbf{K}_{a_m})$. Then the joint prior probability of the reward is a product of multivariate Gaussian, namely $p(\mathbf{r}|\mathcal{S}) = \prod_{m=1}^{|\mathcal{A}|} p(\mathbf{r}_{a_m}|\mathcal{S})$ and $\mathbf{r} \sim N(0, \mathbf{K})$. Note that \mathbf{r} is completely specified by the positive definite covariance matrix \mathbf{K} .

A simple strategy is to assume that the $|\mathcal{A}|$ latent processes are uncorrelated. Then the covariance matrix \mathbf{K} is block diagonal in the covariance matrices $\{\mathbf{K}_1, \dots, \mathbf{K}_{|\mathcal{A}|}\}$. In practice, we use a squared exponential kernel function, written as:

$$k_{a_m}(s_c, s_d) = e^{\frac{1}{2}(s_c - s_d)\mathbf{M}_{a_m}(s_c - s_d)} + \sigma_{a_m}^2 \delta(s_c, s_d),$$

where $\mathbf{M}_{a_m} = \kappa_{a_m} \mathbf{I}_T$ and \mathbf{I}_T is an identity matrix of size T . The function $\delta(s_c, s_d) = 1$, when $s_c = s_d$; otherwise $\delta(s_c, s_d) = 0$. Under this definition the covariance is almost unity between variables whose inputs are very close in the Euclidean space, and decreases as their distance increases.

Then, the GPIRL algorithm estimates the reward function by iteratively conducting the following two main steps:

1. Get estimation of r_{MAP} by maximizing the posterior $p(r_n|\mathcal{O}_n)$, which is equal to minimize $-\log p(\mathcal{O}_n|r_n) - \log p(r_n|\theta)$, where $\theta = (\kappa_{a_m}, \sigma_{a_m})$ is the hyper-parameter controlling the Gaussian process, and $p(\mathcal{O}_n|r_n) = \prod p((\hat{a} \succ_s \check{a})) \prod p((\hat{a} \sim_s \hat{a}'))$. Above optimization problem has been proved to be convex programming in [13].
2. Find the optimized hyper-parameters by applying gradient decent optimization method to maximize $\log p(\mathcal{O}_n|\theta, r_{MAP})$, which is the Laplace approximation of $p(\theta|\mathcal{O}_n)$.

6 Experimentation

Our experiments are designed to evaluate the performance of IRL algorithms in behavior recognition in comparison to methods that use simple feature representations obtained directly from observation space. We study two problems, *GridWorld* and the *secretary problem*. GridWorld provides insight into the task of recognizing machine agents for decision problems that may be modeled using MDP models under the strict rationality assumption. The secretary problem provides an environment in which the agents do not act perfectly with respect to the solution of an MDP. Agents in the secretary problem employ heuristic decision rules derived from experimental study of human behavior in psychology and economics.

To evaluate the recognition performance, we use the following algorithms: (1) Clustering: Kmeans [6]; (2) Classification: Support vector machine (SVM), K-nearest neighbors (KNN), Fisher discriminant analysis (FDA) and logistic regression (LR) [6]. We use clustering accuracy [19] and Normalized Mutual Information (NMI) [17] to compare clustering results.

6.1 Grid world problem

In the *GridWorld* problem, which is used as a benchmark experiment by Ng and Russell in [11], an agent starts from a given square and moves towards a destination square. The agent has five actions to take: moving in the four cardinal directions or staying put. With probability 0.65 the agent moves to its chosen location, with probability 0.15 it stays in the same location regardless of chosen action, and with probability 0.2 it moves in a random cardinal direction.

The IRL problem for *GridWorld* is to recover the reward structure given the observations of agent actions. To produce these observations, we first simulate the agent’s behavior using the optimal solution of an MDP to decide how to move in the *GridWorld*. We then collect observation data by sampling the simulated movement. Note that the reward function of the MDP used for simulating the agents is not known to the IRL learner.

We investigated the behavior recognition problem in terms of clustering and classification on a 10×10 *GridWorld* problem. Experiments were conducted according to the steps in Algorithm 1.

Algorithm 1 GridWorld experimentation steps

- 1: Input the variables \mathcal{S}, \mathcal{A} and \mathcal{P} . Design two ground truth reward functions written as r_1^* and r_2^* .
 - 2: Simulate agents and sample their behavior.
 - 3: **for** $i = 1 \rightarrow 2$ **do**
 - 4: **for** $j = 1 \rightarrow 200$ **do**
 - 5: Model an agent using $M = (\mathcal{S}, \mathcal{A}, \mathcal{P}, r_{ij}, \gamma)$, where the reward $r_{ij} = r^* + \text{Rndm Gaussian noise}$.
 - 6: Sample decision trajectories \mathcal{O}_{ij} , and make the ground truth label $y_{ij} = 0$, if $i = 1$; $y_{ij} = 1$, if $i = 2$.
 - 7: **end for**
 - 8: **end for**
 - 9: IRL has access to the problem $B = (\mathcal{S}, \mathcal{A}, \mathcal{P}, \mathcal{O}_{ij})$ for this agent, and then infers the reward r_{ij} .
 - 10: Recognize these agents based on the learned r_{ij} .
-

The simulated agents in our experiments have hybrid destinations. A small number of short decision trajectories tends to present challenges to action feature methods, which is an observation of particular interest. Additionally, the length of trajectories may have a substantial impact on performance. If the length is so long that the observed agent reaches the destination in every trajectory, the problem can be easily solved based on observations. Thus, we evaluate and compare performance by making the length of decision trajectory small.

\mathcal{O}_n	FE	FT	PROJ	GPIRL
4	0.0077	0.0012	0.0068	0.0078
8	0.0114	0.0016	0.0130	0.0932
16	0.0177	0.0014	0.0165	0.7751
20	0.0340	0.0573	0.0243	0.8113
30	0.0321	0.0273	0.0365	0.8119
40	0.0361	0.0459	0.0389	0.8123
60	0.0387	0.0467	0.0388	0.8149
80	0.0441	0.1079	0.0421	0.8095
100	0.0434	0.1277	0.0478	0.8149
200	0.0502	0.1649	0.0498	0.8149

Table 1: NMI scores for *GridWorld* problem

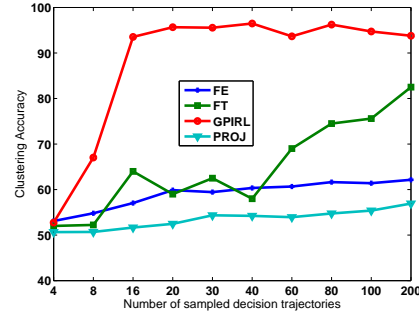


Figure 1: Clustering accuracy

Table 6.1 displays NMI scores and Figure1 shows clustering accuracy. The length of the trajectory is limited to six steps, as we assume the observation is incomplete and the learner does not have sufficient information to infer the goal directly. Results are averaged over 100 replications. Clustering performance improves with increasing number of observations. When the number of observations is small, *GPIRL* method achieves high clustering accuracy and NMI scores due to the advantage of

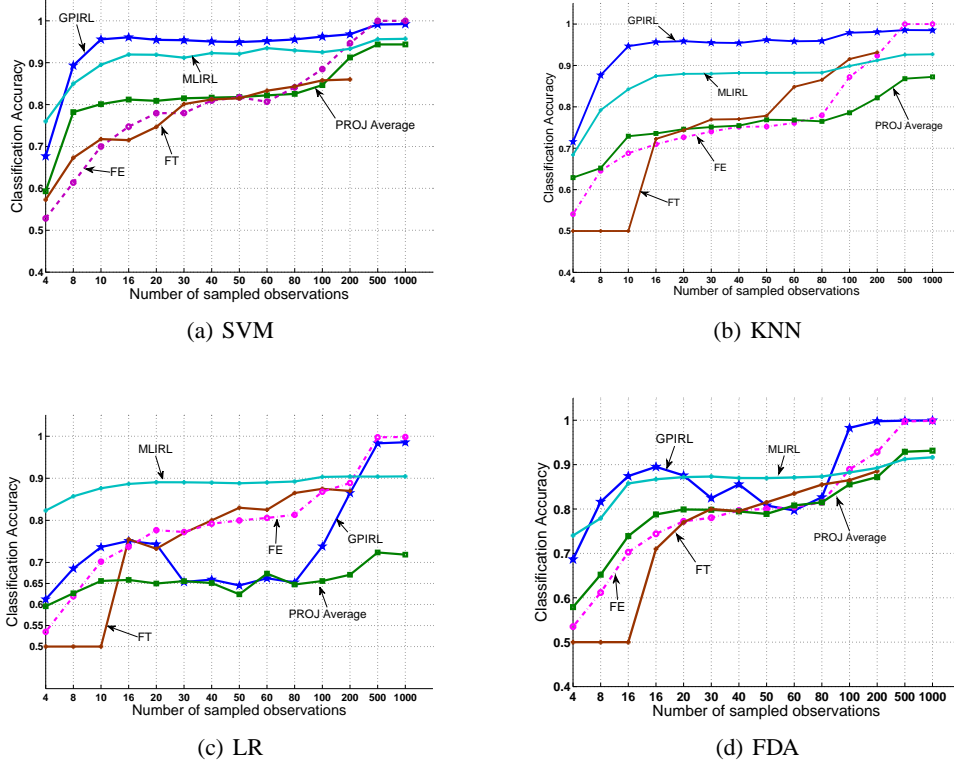


Figure 2: Classification results with respect to different classifier.

finding more accurate reward functions that can well characterize the decision behavior. The IRL algorithms, such as *PROJ* and *WMAL*, are not effective in this problem because the length of the observed decision trajectory is too small to provide a feature expectation that is a good approximation to the agent’s long-term goals.

Figure2 displays classification accuracy for a binary classification problem in which there are four hundred agents coming from two groups of decision strategies. The results are averaged over 100 replications with tenfold cross-validations. Four popular classifiers (SVM, KNN, FDA and LR) are employed to evaluate the classification performance. Results suggest that the classifiers based on IRL perform better than the simple methods, such as *FT* and *FE*, particularly when the number of observed trajectories and the length of the trajectory are small. The results support our hypothesis that recovered reward functions constitute an effective and robust feature space for clustering or classification analysis in a behavior pattern recognition setting.

6.2 Secretary problem

Algorithm 2 Simulation of an agent according to a heuristic rule

- 1: Given a heuristic rule with a parameter h , k or l .
 - 2: Add random Gaussian noise to the parameter, which is written as \hat{p} .
 - 3: Generate new secretary problems and let $n - th$ agent solve these problems using this heuristic rule with its own parameter \hat{p} . Save the observed decision trajectories into \mathcal{O}_n .
 - 4: Model the secretary problem in MDP settings.
 - 5: Infer the reward function by solving the problem $B = (\mathcal{S}, \mathcal{A}, \mathcal{P}, \gamma, \mathcal{O}_n)$.
-

The secretary problem is a study of humans’ sequential decision-making behavior in which the binary decision to either stop or continue a search is made on the basis of objects already seen. An object is considered to be a *candidate* if it is the best object seen so far. In [16], analysis of human

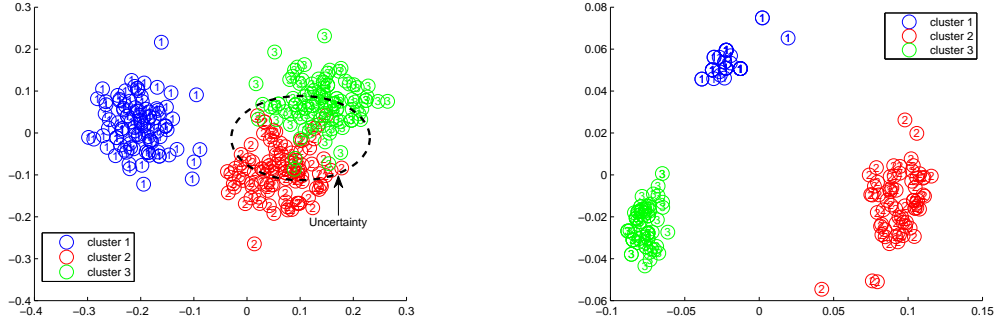
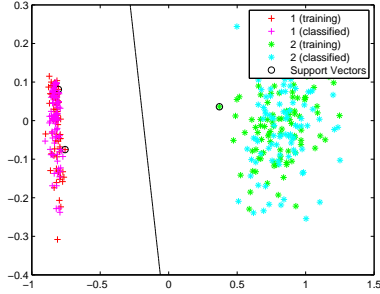
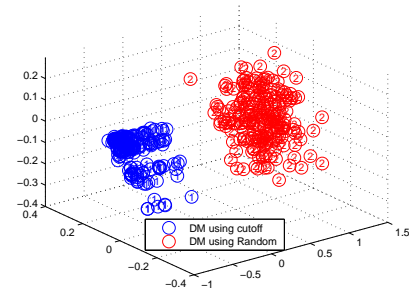


Figure 3: Vectors with ground truth label projected in 2D space. The left figure shows feature expectation vector. The right figure shows the reward vectors recovered by IRL.



(a) Reward vectors projected in 2D space



(b) Reward vectors projected in 3D space

Figure 4: Visualization of a binary classification problem for subjects using cutoff rule and random rules. The *PROJ* IRL algorithm is used to recover the reward vectors.

experimental data is used to derive three heuristic decision rules that together can largely account for the observed choices of humans: (1) the cutoff rule with a cutoff value h , in which the agent will reject the first $h - 1$ applicants and accept the next candidate; (2) the successive non-candidate counting rule with a parameter value k , in which the agent will accept the first candidate who follows k successive non-candidate applicants since the last candidate; and (3) the candidate counting rule, in which the agent selects the next candidate once l candidates have been seen.

To simulate the agents with bounded rationality, we program agents according to these heuristic rules that have been summarized from the experiments with human beings in [16]. Therefore, we assume that the observed decision-makers in our secretary problem have bounded rationality and perform like human agents. For given decision rule, we create groups of agents that share the same decision rule, differentiating individuals in a group by adding Gaussian noise to the rule's parameter (see Algorithm 2). For each rule, we used groups based on the parameter value from the set $c = (6, 15, 45)$, and simulated 100 agents for each group.

Observed behavior is used for feature construction. Because the heuristic decision rules are known, we can program hard classification rules to determine which rule an observed agent has used [16, 15]. Here, we show the comparison of the clustering performance between the action space using feature expectation and the reward space using GPIRL. Figure 3 intuitively demonstrates that when the agents' behavior is represented in the reward space, the recognition problem becomes easier to solve. In Figure 3, the left figure displays an area marked "uncertainty" for the method called *FE*, while the right figure shows that the reward vectors have lower variance in the same group and higher variance between different groups.

Figure 4 shows a binary classification result of using *PROJ* algorithm to learn the reward functions for the agents in Secretary problem and then categorize the agents into two groups. In this classifi-

cation experiment, the users' ground truth label is either cutoff decision rule or random strategy that makes random decisions.

7 Conclusions

We have proposed the use of IRL to solve the problem of behavior pattern recognition. The observed agent does not have to make decisions based on an MDP. However, we model the agent's behavior in an MDP environment and assume that the reward function has encoded the agent's underlying decision strategies.

Numerical experiments on *GridWorld* and the secretary problem suggest that the advantage that IRL enjoys over action space methods is more pronounced when observations are limited and incomplete. Though our experiments are conducted in simulations, we believe that IRL is also able to enhance the capacity of dealing with real data in practice. Our expectation is that IRL will be successfully applied to many applications involving sequential decision-making, such as recommendation systems. To investigate the potential for application of our approaches beyond machine problems, we plan to consider more difficult sequential decision problems, such as periodic investment, for which data on human decisions has already been gathered.

References

- [1] Abbeel, Pieter and Ng, Andrew Y. Apprenticeship learning via inverse reinforcement learning. In *Proceedings of the Twenty-first International Conference on Machine Learning*, 2004.
- [2] Babes-Vroman, Monica, Marivate, Vukosi, Subramanian, Kaushik, and Litman, Michael. Apprenticeship learning about multiple intentions. In *the 28th International Conference on Machine learning*, WA, USA, 2011.
- [3] Boularias, Abdeslam and Chaib-draa, Brahim. Bootstrapping apprenticeship learning. In *Advances in Neural Information Processing Systems 24*. MIT press, 2010.
- [4] Choi, Jaedeug and Kim, Kee-Eung. Map inference for bayesian inverse reinforcement learning. In *Advances in Neural Information Processing System*, pp. 1989–1997, 2011.
- [5] Deepak, Ramachandran and Eyal, Amir. Bayesian inverse reinforcement learning. In *Proc. 20th International Joint Conf. on Artificial Intelligence*, 2007.
- [6] Duda, Richard O., Hart, Peter E., and Stork, David G. *Pattern Classification*. Wiley, 2001.
- [7] Dvijotham, Krishnamurthy and Todorov, Emanuel. Inverse optimal control with linearly-solvable mdps. In *Proc. 27th International Conf. on Machine learning*. ACM, 2010.
- [8] Kautz, H. *A Formal Theory of Plan Recognition*. PhD thesis, University of Rochester, 1987.
- [9] Levine, Sergey, Popovic, Zoran, and Koltun, Vladlen. Feature construction for inverse reinforcement learning. In *Advances in Neural Information Processing Systems 24*. MIT press, 2010.
- [10] Neu, Gergely and Szepesvari, Csaba. Apprenticeship learning using inverse reinforcement learning and gradient methods. In *Proc. Uncertainty in Artificial Intelligence*, 2007.
- [11] Ng, Andrew Y. and Russell, Stuart. Algorithms for inverse reinforcement learning. In *Proc. 17th International Conf. on Machine Learning*, pp. 663–670. Morgan Kaufmann, 2000.
- [12] Paddrik, Mark, Hayes, Roy, Todd, Andrew, Yang, Steve, Beling, Peter, and Scherer, William. An agent based model of the e-mini s&p 500: Applied to flash crash analysis. In *2012 IEEE Symposium on Computational Intelligence for Financial Engineering and Economics (CIFER 2012)*, 2012.
- [13] Qiao, Qifeng and Beling, Peter A. Inverse reinforcement learning via convex programming. In *American Control Conference*, 2011.
- [14] Ratliff, Nathan D., Bagnell, J. Andrew, and Zinkevich, Martin A. Maximum margin planning. In *Proceedings of the 23rd International Conference on Machine Learning*, 2006.
- [15] Schunk, Daniel and Winter, Joachim. The relationship between risk attitudes and heuristics in search tasks: A laboratory experiment. *Journal of Economic Behavior and Organization*, 71: 347–360, 2009.

- [16] Seale, Darryl A. Sequential decision making with relative ranks: An experimental investigation of the 'secretary problem'. *Organizational Behavior and Human Decision Process*, 69:221–236, March 1997.
- [17] Strehl, Alexander and Ghosh, Joydeep. Cluster ensembles? a knowledge reuse framework for combining multiple partitions. *Journal of Machine Learning Research*, 3:583–617, 2002.
- [18] Syed, Umar and Schapire, Robert E. A game-theoretic approach to apprenticeship learning. In *Advances in Neural Information Processing Systems*, pp. 1449–1456. MIT Press, 2008.
- [19] Xu, Linli, Neufeld, James, Larson, Bryce, and Schuurmans, Dale. Maximum margin clustering. In *Advanced Neural Information Process Systems*, pp. 1537–1544, 2005.
- [20] Yang, Steve, Paddrik, Mark, Hayes, Roy, Todd, Andrew, Kirilenko, Andrei, Beling, Peter, and Scherer, William. Behavior based learning in identifying high frequency trading strategies. In *2012 IEEE Symposium on Computational Intelligence for Financial Engineering and Economics (CIFEr 2012)*, 2012.