

Synthetic Light Curves of Shocked Dense Circumstellar Shells

Takashi J. Moriya^{1,2,3*}, Sergei I. Blinnikov^{4,5,6,1}, Petr V. Baklanov^{4,5},
Elena I. Sorokina⁶, Alexander D. Dolgov^{4,5,7}

¹ *Kavli Institute for the Physics and Mathematics of the Universe, Todai Institutes for Advanced Study, University of Tokyo, 5-1-5 Kashiwanoha, Kashiwa, Chiba 277-8583, Japan*

² *Department of Astronomy, Graduate School of Science, University of Tokyo, 7-3-1 Hongo, Bunkyo, Tokyo 113-0033, Japan*

³ *Research Center for the Early Universe, Graduate School of Science, University of Tokyo, 7-3-1 Hongo, Bunkyo, Tokyo 113-0033, Japan*

⁴ *Institute for Theoretical and Experimental Physics, Bolshaya Chermushkinskaya 25, 117218 Moscow, Russia*

⁵ *Novosibirsk State University, Novosibirsk 630090, Russia*

⁶ *Sternberg Astronomical Institute, M.V.Lomonosov Moscow State University, Universitetski pr. 13, 119992 Moscow, Russia*

⁷ *INFN and Università degli Studi di Ferrara, I-44100 Ferrara, Italy*

30 October 2021

ABSTRACT

We numerically investigate light curves (LCs) of shocked circumstellar shells which are suggested to reproduce the observed LC of superluminous SN 2006gy analytically. In the previous analytical model, the effects of the recombination and the bolometric correction on LCs are not taken into account. To see the effects, we perform numerical radiation hydrodynamic calculations of shocked shells by using **STELLA**, which can numerically treat multigroup radiation transfer with realistic opacities. We show that the effects of the recombination and the bolometric correction are significant and the analytical model should be compared to the bolometric LC instead of a single band LC. We find that shocked circumstellar shells have a rapid LC decline initially because of the adiabatic expansion rather than the luminosity increase and the shocked shells fail to explain the LC properties of SN 2006gy. However, our synthetic LCs are qualitatively similar to those of superluminous SN 2003ma and SN 1988Z and they may be related to shocked circumstellar shells.

Key words: supernovae: general — supernovae: individual (SN 1988Z, SN 2003ma, SN 2006gy)

1 INTRODUCTION

Origins of superluminous supernovae (SLSNe) whose existence are recognized recently (see Gal-Yam 2012 for a review) are still mystery. Several mechanisms to explain their huge luminosities are suggested so far (e.g., Smith et al. 2007; Woosley, Blinnikov, & Heger 2007; Kasen & Bildsten 2010; Moriya et al. 2012; Chatzopoulos, Wheeler, & Vinko 2012; Dexter & Kasen 2012; Ouyed et al. 2012). At least for a subclass of SLSNe which is named as ‘SLSN-II’ in Gal-Yam (2012), ejecta-circumstellar medium (CSM) interaction is likely to be a main power source because most of them show narrow emission lines which are supposed to be related to the existence of the dense circumstellar shell (see, e.g., Filippenko 1997). SNe can be very bright at their early epochs with the dense circumstellar shell since the kinetic

energy of SN ejecta can be efficiently converted to radiation due to the interaction.

Dense circumstellar shell causing SLSNe are likely to be dense enough to cause the shock breakout in the shell (e.g., Moriya et al. 2012). There are two possible locations at which shock breakout can occur in a dense shell. The two cases are clearly summarized in Chevalier & Irwin (2011). In one case, the optical depth of the dense shell is high enough to keep photons in the forward shock until it gets near the surface of the dense shell. In other words, the shock breakout occurs near the surface of the dense shell. On the other hand, if the optical depth is low, the shock breakout can occur within the shell well before the shock reaches the vicinity of the shell surface. In this case, photons emitted from the shock diffuse in the remaining shell after the shock breakout. LCs from the latter cases have been numerically investigated and they are found to be consistent with the LC of SN 2006gy (Moriya et al. 2012; Ginzburg & Balberg 2012).

* takashi.moriya@ipmu.jp

Table 1. List of initial conditions

Name	v_o^a km s ⁻¹	M_s^b M_\odot	R_o^c 10 ¹⁵ cm	T_{ini}^d 10 ⁴ K	composition
M01	4,000	10	2.4	1	solar
M02	4,000	10	2.4	4	solar
M03	4,000	20	7.2	1.7	solar
M04	2,000	20	7.2	1.7	solar
M05	8,000	20	7.2	1.7	solar
M06	4,000	20	0.72	13	solar
M07	4,000	20	7.2	1.7	C 50 % + O 50 %

^a velocity of the outermost layer of the shell

^b mass of the shell

^c radius of the shell

^d initial temperature of the shell

Smith & McCray (2007) (SM07 hereafter) investigate a SLSN LC model resulting from a circumstellar shell through which a shock wave has gone through. This model basically corresponds to the former picture of the shock breakout, i.e., shock breakout at the surface of a dense shell. In other words, SM07 consider a dense shell from which photons start to emit after the passage of a shock wave. They apply the LC model of adiabatically cooling SN ejecta formulated by Arnett (1980). By simply comparing the shape of the model LC to the *R*-band LC of SN 2006gy, SM07 concluded that SN 2006gy can result from a shocked circumstellar shell.

However, there are many simplifications involved in the SM07 model which are not discussed so far. The existence of the recombination wave in shocked H-rich CSM is presumed to affect the LC as in the case of Type IIP SNe (e.g., Grassberg, Imshennik, & Nadyozhin 1971; Falk & Arnett 1977; Kasen & Woosley 2009; Bersten, Benvenuto, & Hamuy 2011). In addition, SM07 compare a bolometric LC obtained from their model to the *R*-band LC of SN 2006gy. As the shocked shell should have temperature close to 10⁴ K at the beginning to explain the observed SN 2006gy properties (Smith et al. 2010), a large fraction of emitted photons is not in the *R* band and the bolometric correction should be considered.

To see the importance of these neglected effects in the SM07 analytic model, we numerically follow the system suggested to explain SN 2006gy in SM07 by using a numerical radiation hydrodynamics code **STELLA**. **STELLA** is a one-dimensional radiation hydrodynamics code. **STELLA** can treat multi-frequency radiation and the opacity is calculated based on the physical parameters under the assumption of the local thermodynamic equilibrium. This assumption is a good approximation to obtain a LC from a shocked shell because of its large density and optical depth. Thus, **STELLA** is a suitable code to see the effect of the bolometric correction and recombination which are not taken into account in the SM07 analytic model. For the details of **STELLA**, we refer to other articles (e.g., Blinnikov & Bartunov 1993; Blinnikov et al. 2000, 2006; Blinnikov & Tolstov 2011).

We start by showing the initial conditions of the models which are constructed based on SM07 in Section 2 and then show the numerical results in Section 3. Discussion is presented in Section 4 and we conclude in Section 5. We apply

the same distance to the host galaxy (73.1 Mpc) and extinctions (Galactic $A_R = 0.43$ mag + host $A_R = 1.25$ mag) as in Smith et al. (2007) to the observed LC of SN 2006gy.

2 MODELS

Initial conditions of our numerical calculations are constructed based on SM07 at first. We do not follow shock propagation in shells to make the initial conditions the same as those of SM07. The initial conditions are supposed to result from the shock passage in the dense circumstellar shell. Since we do not treat the shock wave, the smearing term in **STELLA** code which affects the conversion efficiency from kinetic energy to radiation discussed in Moriya et al. (2012) does not affect the results obtained in this paper.

Table 1 is the list of our initial conditions. The initial radius of the SM07 model suggested for SN 2006gy is 2.4×10^{15} cm. The mass of the shocked shell in the model is $10 M_\odot$. We assume that the system is homologously expanding and the outermost layer velocity is 4,000 km s⁻¹, as assumed in SM07. The initial temperature is set constant in the entire shell. We try two temperatures for the SM07 system, namely, 10⁴ K (Model 01 or M01) and 4×10^4 K (M02). The composition is solar in these models.

We also investigate several configurations other than those suggested in SM07. M03 has the same velocity but the initial radius is three times larger than that of the SM07 model. The temperature is set to 1.7×10^4 K to match the observed luminosity of SN 2006gy. The mass is increased to $20 M_\odot$ in M03 to keep the shell optically thick. M04 and M05 have the same density structure as M03 but the velocity is 0.5 and 2 times of M03, respectively. We also show results of M06, which is more compact than the SM07 model. The composition is solar in M03-M06. M07 has 50% of carbon and 50% of oxygen, while other properties are the same as in M03.

3 SYNTHETIC LIGHT CURVES

Figure 1a shows the bolometric LCs of M01-M03. At first glance, we find that no LCs are consistent with that of SN 2006gy. Furthermore, *R*-band LCs shown in Figure 1b are found to be more different from the *R*-band LC of SN 2006gy. This indicates the importance of the bolometric correction. We discuss the LC behaviors in this section but most of our discussion can be found in the previous studies, e.g., Grassberg, Imshennik, & Nadyozhin (1971); Falk & Arnett (1977).

The bolometric LCs start with the initial peak. The peak bolometric luminosity is $4\pi R_o^2 \sigma T_{\text{ini}}^4$, where σ is the Stephan-Boltzmann constant. At first, the bolometric luminosity decreases due to the adiabatic expansion of the shell. If we assume that the homologously-expanding shell is radiation-dominated at early phases, the bolometric luminosity should decrease following $\propto t^{-2}$. This rapid decrease in the bolometric luminosity appears in our numerical models.

SM07 suggest that the bolometric LC of shocked shells would rise following $\propto t^2$ at first because shocked materials expand homologously and the shocked shell is just an

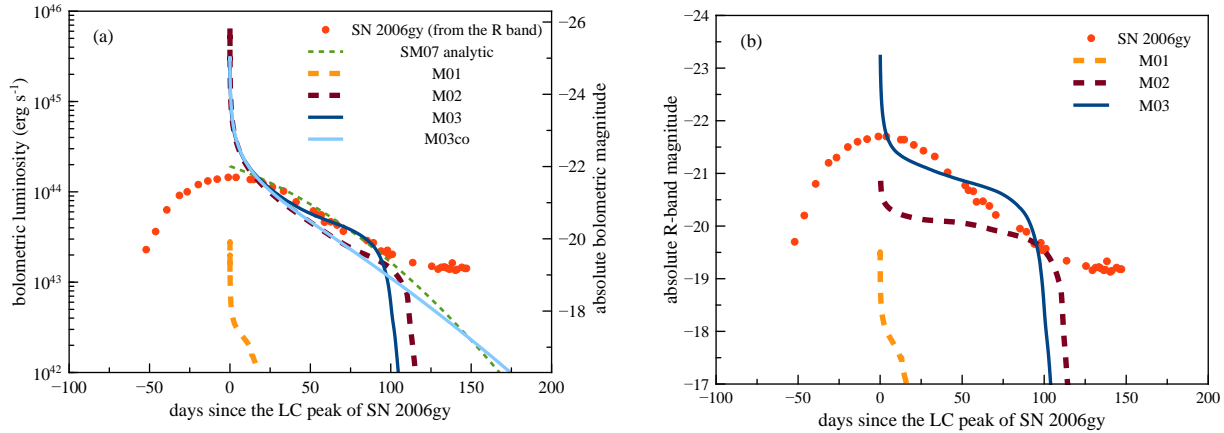


Figure 1. Bolometric (a) and *R*-band (b) LCs of shocked shells.

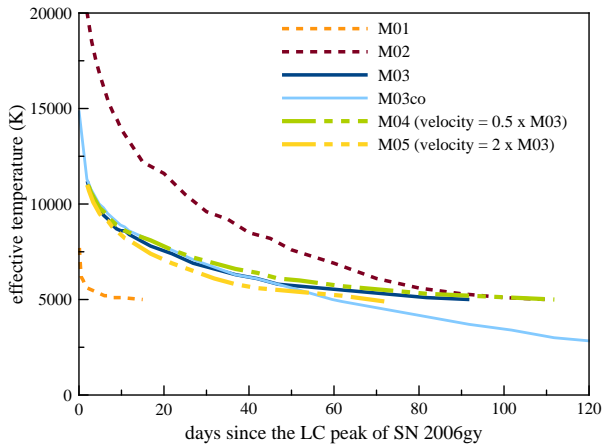


Figure 2. Evolution of the effective temperatures.

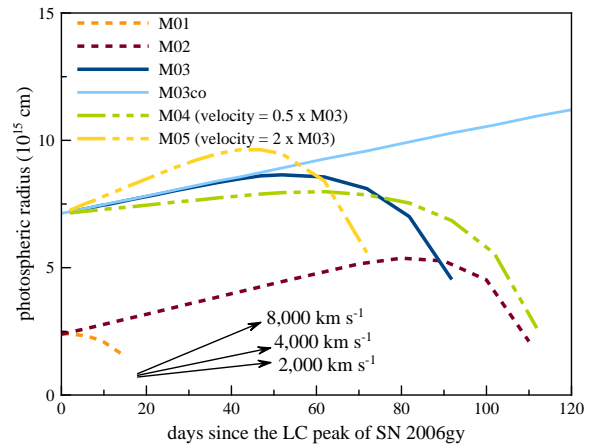


Figure 3. Evolution of the photospheric radii. The arrows in the figure shows the directions of the evolution of the radius with a given constant velocity.

expanding blackbody. However, if we take into account the decrease in the blackbody temperature of the shell due to the adiabatic expansion and the lack of any heat sources, the effect of the temperature decline on the bolometric luminosity ($\propto t^{-4}$ in radiation-dominated shells) is larger than the effect of the radius increase on the bolometric luminosity ($\propto t^2$). In fact, our synthetic LCs do not show the luminosity increase and the luminosity just declines.

After the initial rapid luminosity decline, bolometric LCs start to be affected by photons diffused in the shell and begin to follow the diffusion model of Arnett (1980). From this point, the SM07 analytic model starts to work. M01, whose initial temperature (10^4 K) is close to the blackbody temperature of SN 2006gy at the LC peak, is too faint at this epoch to explain SN 2006gy because of the initial rapid luminosity decline due to the adiabatic expansion. With the initial configuration suggested by SM07, the temperature should be around 4×10^4 K (M02) to explain the luminosity of SN 2006gy but it is inconsistent with the observed blackbody temperature (Figure 2). M03 has a larger radius than those of M01 and M02. Thus, the required temperature to

get the same luminosity is small (1.7×10^4 K) and it is close to the observed values.

Although the bolometric LCs at these epochs seem to follow the observed bolometric LC, we should be careful because the bolometric LC of SN 2006gy is obtained by the *R*-band LC without the bolometric correction. We need to compare LCs in the *R* band (Figure 1b). We find that the numerical *R*-band LCs do not match the observed *R*-band LC even in the models which give a good fit in Figure 1a. This is simply because of high temperatures in the shell and most of the emitted photons are not in the *R*-band. We note that the strong H α line observed in SN 2006gy is in the *R*-band and the direct comparison between our numerical *R*-band LCs and the observed *R*-band LC can be inappropriate. However, the H α luminosities of SN 2006gy at the epochs we are interested in is just $\sim 10^{41}$ erg s $^{-1}$ (Smith et al. 2010) and the bolometric correction remains to be important.

Another unavoidable and important consequence of the SM07 model which is not discussed in SM07 is the existence of the recombination wave in the shocked shell. In the SM07

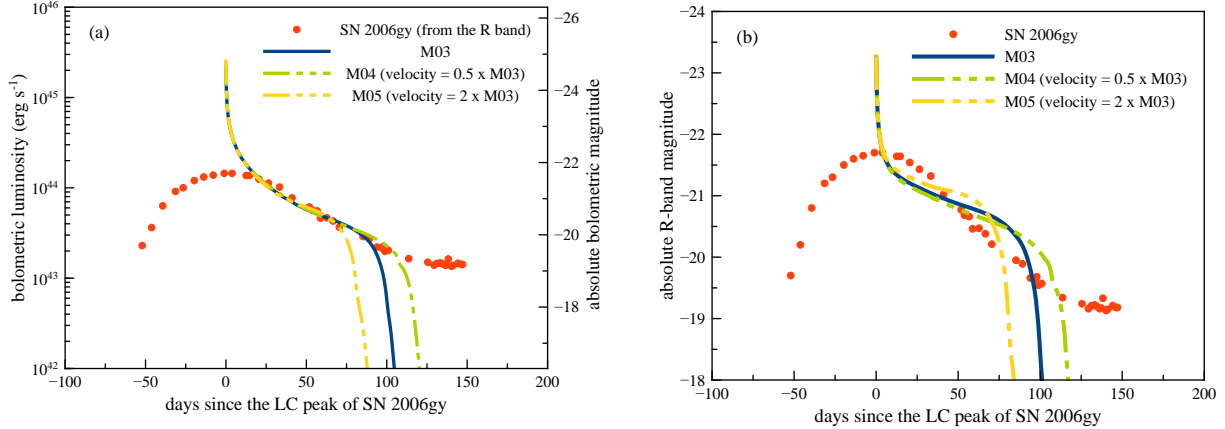


Figure 4. Bolometric (a) and *R*-band (b) LCs of the models with different initial velocities.

model, there are no energy sources in the shell because the shock has already passed the shell and the shocked shell just cools down. At one epoch, the temperature should reach the recombination temperature as is the case for Type IIP SNe. This is not the case for the continuous ejecta-CSM interaction models because there remains an energy source (shock waves) which can keep the shell ionized until the shock wave goes through the dense shell.

The effect of the recombination can be seen by comparing M03 and M03co in Figure 1a. M03 is calculated with our standard opacity table which takes recombination into account. M03co (M03 constant opacity) is calculated by forcing the scattering opacity of the system to be $0.34 \text{ cm}^2 \text{ g}^{-1}$, which corresponds to the fully ionized solar composition materials. At first, when the shell is above the recombination temperature, the two LCs follow almost the same track. Then, two LCs start to deviate when the outermost layer reaches the recombination temperature at around 40 days since the LC peak (Figure 2). The recombination wave, and thus the photosphere, move inside (in Lagrangian sense) after this epoch. They eventually reach the bottom of the shell and the LC suddenly drops. On the other hand, the LC with the constant opacity continues to decline monotonically, roughly following the SM07 analytic model. Figure 3 shows the photospheric radii of the models and the effect of the recombination is clear.

Another important consequence caused by the existence of the recombination is the strong dependency of LCs on the shell velocity. The epoch when the outermost layers reach the recombination temperature and the recession velocity of the recombination wave in the shell are affected by the shell velocity. This is simply because adiabatic cooling becomes more efficient in faster shells. M04 and M05 have slower and faster shells, respectively, than M03 and their LCs are presented in Figure 4. At first, the LCs are expected to differ when the recombination start to play a role in the shells. However, the difference at this epoch is not significant according to our calculations. The time of the drop in the LCs clearly differs and the faster shells have earlier drops due to the faster recombination wave.

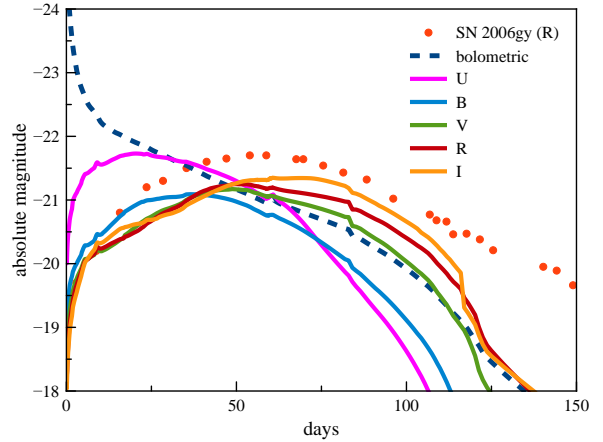


Figure 5. Bolometric and multicolor LCs from M06. The *R*-band LC has a rising phase similar to that of SN 2006gy because of the initial high temperature $1.3 \times 10^5 \text{ K}$. However, the high temperature is inconsistent with the SN 2006gy observations.

4 DISCUSSION

4.1 Model with Initial *R*-band Luminosity Increase

All the models we have presented so far do not have a phase with luminosity increase and the luminosity just declines. However, it is possible to have a rising phase in optical LCs from a shocked shell. Figure 5 shows one example of LC obtained from M06. The bolometric LC and optical LCs as well as the *R*-band LC of SN 2006gy are shown in the same figure for the illustrative purpose. The evolution of the bolometric LC does not differ so much from the previous models but optical LCs of M06 have a rising phase. This is because of the initial small radius and high temperature. The optical luminosities are low at the beginning due to the initial high temperature. Then, as the adiabatic cooling is efficient due to the initial small shell radius, the shell cools quickly and optical luminosities increase accordingly. Then, the *R*-band LC can be similar to that of SN 2006gy, although

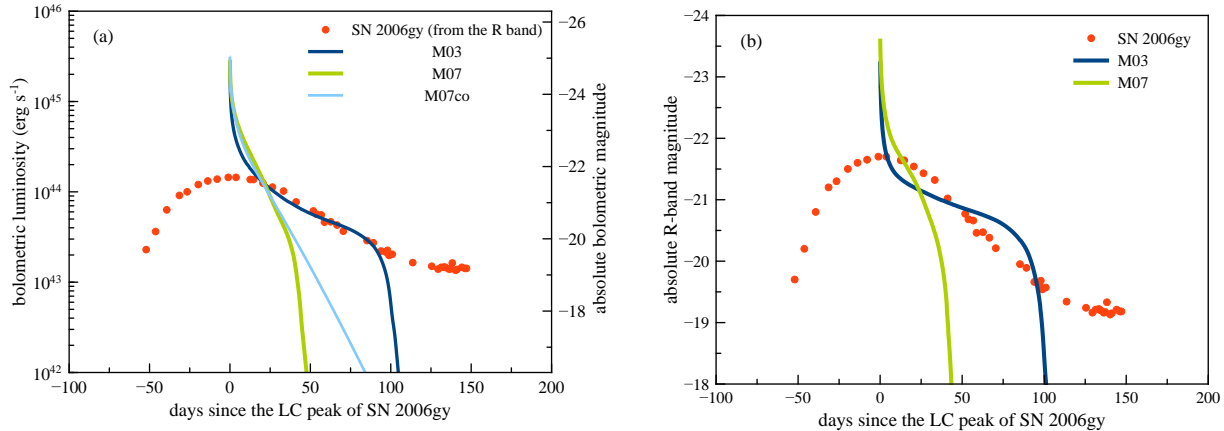


Figure 6. Bolometric (a) and *R*-band (b) LCs from a C+O-rich shocked shell (M07). M03 LCs are also shown for a reference.

the photospheric temperature is much higher in M06 and it is inconsistent with the SN 2006gy observations.

4.2 Possible Corresponding Supernovae

LCs of shocked shells obtained by our numerical calculations have an initial rapid decline followed by a relatively long plateau. Although these features are not seen in SLSN 2006gy, SLSN 2003ma (SLSN-II) qualitatively shows similar features (Rest et al. 2011). The LC of SN 2003ma is different from other known SLSNe. The LC of SN 2003ma has a quick rise and quick decline followed by a long plateau phase which lasts for about 100 days while other SLSNe evolves more slowly. Then the LC drops by about 1 mag in optical and the luminosity stays almost constant for about 1000 days after the drop. The initial rise and decline as well as the plateau phase which lasts for about 100 days can be seen in some synthetic optical LCs obtained in this study (e.g., Figure 1b), but the plateau phase after the drop which lasts for about 1000 days requires another emission mechanism like a continuous CSM interaction.

SN 1988Z has a similar feature to SN 2003ma, although the luminosity is about 3 magnitude smaller (e.g., Turatto et al. 1993; Aretxaga et al. 1999). Because of the LC similarity, SN 1988Z can also be related to shocked shells (see also Chugai & Danziger 1994). Depending on, e.g., radii and temperatures of shocked shells, their luminosities can vary. There can be many other similar SNe with variety of luminosities and plateau durations, depending on the shell properties.

4.3 Other Effects

4.3.1 Shell of Carbon and Oxygen

We examine a LC from a shocked shell with 50 % of carbon and 50% of oxygen. A subclass of SLSNe is known to have no hydrogen features in their spectra and their composition is likely to be dominated by carbon and oxygen (e.g., Quimby et al. 2011). Figure 6 shows the results. As the opacity significantly decreases compared to the cases of

the solar composition, the LC declines much faster. In addition, due to the high recombination temperature of carbon and oxygen, the effect of the recombination is less significant than the cases of the solar composition. However, we do see the significant drop in the LC due to recombination if we compare it to the LC model (M07) with a constant opacity (0.1 cm² g⁻¹). Thus, we should also be cautious about the applicability of SM07 model when we try to apply it to carbon and oxygen dominated system.

4.3.2 Opacity Table

We also investigate the effect of the different opacity tables adopted in STELLA (Figure 7). The detailed descriptions about the three opacity tables adopted here can be found in Tominaga et al. (2011).

In one opacity table ('inner shell' in Figure 7), the inner-shell photoionization is additionally taken into account. The opacity table used so far in this paper assumes that all atoms and ions, except for hydrogen, are in the ground state to obtain the opacity from the bound-free absorptions as in Eastman & Pinto (1993). In the other opacity table used in this section ('bound free' in Figure 7), excited levels are also taken into account in bound-free absorptions.

As can be seen in Figure 7 in which LCs from the three opacity tables are shown, the difference caused by the different opacity tables is small. Thus, the effect of inner-shell photoionizations and excited levels in bound-free absorptions on LCs is negligible in the system we are interested in this paper.

5 CONCLUSIONS

We numerically investigate LC properties of shocked shells which are suggested to account for SN 2006gy by SM07 analytically. We show that shocked shells fail to explain the rising part of the SN 2006gy LC because of the adiabatic cooling. In addition, in the declining part, we show the importance of the effects of the bolometric correction and the recombination which are not taken into account in SM07. SM07 compare their analytic bolometric LCs to the observed

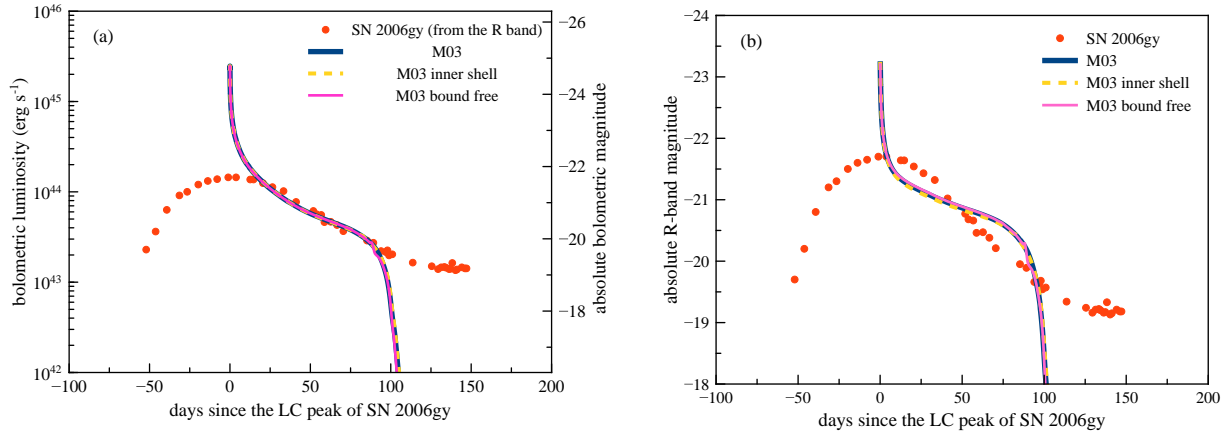


Figure 7. Bolometric (a) and *R*-band (b) LCs with different opacity tables. ‘M03’ is computed with the default opacity table. The opacity table used in ‘M03 inner shell’ additionally takes into account the inner-shell photoionization. In ‘M03 bound free’, some exited levels are added in bound-free absorptions to the default opacity table.

R-band LC of SN 2006gy but the high temperature of the shell which is estimated from the spectral observations is against this assumption and *R*-band LCs of shocked shells becomes flatter than bolometric LCs. Recombination also makes the LCs flatter than those analytically suggested in SM07.

We also show the effect of the expansion speed of shocked shells. It affects the propagation velocity of the recombination wave in the shells and changes duration of the LCs. The composition of the shells alters the opacity and is shown to change the LCs very much.

Although we show that the LC of SN 2006gy is not consistent with the shocked circumstellar shell model, this kind of system can exist. We suggest that SLSN 2003ma and SN 1988Z may come from a shocked shell because of their qualitative LC similarity to our numerical results. In addition, our numerical modeling indicates that shocked shells can be bright (sometimes more than ~ -23 mag in optical) and their luminosities can drop more than 1 magnitude in optical within 1 day (M03). This kind of object can be observed in the future transient surveys and they can fill the bright and fast declining part in the explosive transient phase space (e.g., Kulkarni 2012). The existence of such transients from a shocked shell indicates the existence of the explosive mass loss just before the explosions of some kinds of stars which is currently not known well and they can provide us a clue to understand such mass loss.

ACKNOWLEDGMENTS

We thank the anonymous referee for helpful comments. This work has been done when T.J.M. and S.I.B. visited Max-Planck Institute for Astrophysics and we acknowledge the support from the institute. T.J.M. is supported by the Japan Society for the Promotion of Science Research Fellowship for Young Scientists (23-5929). S.I.B., P.V.B. and E.I.S. are supported partly by the grants RFBR 10-02-00249, 10-02-01398, by RF Sci. Schools 3458.2010.2 and 3899.2010.2, and by a grant IZ73Z0-128180/1 of the Swiss National Science Foun-

dation (SCOPEs). S.I.B., P.V.B., A.D.D. are supported by the grant of the Government of the Russian Federation (No 11.G34.31.0047). All the numerical calculations were carried out on the general-purpose PC farm at Center for Computational Astrophysics, CfCA, of National Astronomical Observatory of Japan. This research is also supported by World Premier International Research Center Initiative, MEXT, Japan.

REFERENCES

- Aretxaga I., Benetti S., Terlevich R. J., Fabian A. C., Cappellaro E., Turatto M., della Valle M., 1999, *MNRAS*, 309, 343
- Arnett W. D., 1980, *ApJ*, 237, 541
- Bersten M. C., Benvenuto O., Hamuy M., 2011, *ApJ*, 729, 61
- Blinnikov S. I., Bartunov O. S., 1993, *A&A*, 273, 106
- Blinnikov S., Lundqvist P., Bartunov O., Nomoto K., Iwamoto K., 2000, *ApJ*, 532, 1132
- Blinnikov S. I., Röpke F. K., Sorokina E. I., Gieseler M., Reinecke M., Travaglio C., Hillebrandt W., Stritzinger M., 2006, *A&A*, 453, 229
- Blinnikov S. I., Sorokina E. I., 2010, *arXiv*, arXiv:1009.4353
- Blinnikov S. I., Tolstov A. G., 2011, *AstL*, 37, 194
- Chatzopoulos E., Wheeler J. C., Vinko J., 2012, *ApJ*, 746, 121
- Chevalier R. A., Irwin C. M., 2011, *ApJ*, 729, L6
- Chugai N. N., Danziger I. J., 1994, *MNRAS*, 268, 173
- Dexter J., Kasen D., 2012, *arXiv*, arXiv:1210.7240
- Eastman R. G., Pinto P. A., 1993, *ApJ*, 412, 731
- Falk S. W., Arnett W. D., 1977, *ApJS*, 33, 515
- Filippenko A. V., 1997, *ARA&A*, 35, 309
- Gal-Yam A., 2012, *Sci*, 337, 927
- Ginzburg S., Balberg S., 2012, *arXiv*, arXiv:1205.3455
- Grassberg E. K., Imshennik V. S., Nadyozhin D. K., 1971, *Ap&SS*, 10, 28
- Kasen D., Bildsten L., 2010, *ApJ*, 717, 245
- Kasen D., Woosley S. E., 2009, *ApJ*, 703, 2205

- Kulkarni S. R., 2012, IAUS, 285, 55
Moriya T. J., Blinnikov S. I., Tominaga N., Yoshida N., Tanaka M., Maeda K., Nomoto K., 2012, arXiv, arXiv:1204.6109
Ouyed R., Kostka M., Koning N., Leahy D. A., Steffen W., 2012, MNRAS, 423, 1652
Quimby R. M., et al., 2011, Natur, 474, 487
Rest A., et al., 2011, ApJ, 729, 88
Smith N., Chornock R., Silverman J. M., Filippenko A. V., Foley R. J., 2010, ApJ, 709, 856
Smith N., McCray R., 2007, ApJ, 671, L17
Smith N., et al., 2007, ApJ, 666, 1116
Tominaga N., Morokuma T., Blinnikov S. I., Baklanov P., Sorokina E. I., Nomoto K., 2011, ApJS, 193, 20
Turatto M., Cappellaro E., Danziger I. J., Benetti S., Gouiffes C., della Valle M., 1993, MNRAS, 262, 128
Woosley S. E., Blinnikov S., Heger A., 2007, Natur, 450, 390