

Anomalous Wtb coupling at the LHC

K. Kołodziej¹

*Institute of Physics, University of Silesia
ul. Uniwersytecka 4, PL-40007 Katowice, Poland*

Abstract

Some normalized distributions of the secondary μ^- in the top quark pair production at the LHC through one of the dominant hard scattering reactions $gg \rightarrow b\bar{u}\bar{d}\bar{b}\mu^-\bar{\nu}_\mu$ are calculated to leading order in the presence of the most general anomalous Wtb coupling with operators up to dimension five. In spite of the fact that non zero tensor form factors of the coupling modify substantially the top quark pair production rate, they hardly affect the distributions in the transverse momentum, rapidity and cosine of the angle between the momenta of μ^- and recoiling top quark in the pp centre of mass frame. The effects of the tensor form factors become visible in distributions in cosine of the angle between the momentum of μ^- and the reversed momentum of the b -quark, both boosted first to the rest frame of top quark and then to the rest frame of W -boson.

¹E-mail: karol.kolodziej@us.edu.pl

1 Introduction.

As the top quark is very heavy, it decays even before it can hadronize, predominantly into a W -boson and a quark, with the branching fraction of $t \rightarrow Wb$ close to 1, which means that the decay at the leading order is almost exclusively governed by the Wtb coupling. Due to the almost immediate decay, the information about the top quark spin and couplings is passed to its decay products without being obscured by the hadronization process and it can be best gained from the analysis of differential distributions, in particular from the angular distribution of the lepton from the W -boson decay [1]. Therefore the top quark production processes are ideal for tests of extensions of the standard model (SM) that lead to modifications of the pure left-handed Wtb coupling of SM. This issue has been already extensively addressed in literature, see, e.g., [2], [3], [4], [5], [6]. In [4], a decoupling theorem was proven, which states that the angular distribution of the secondary lepton resulting from a decay of the top quark produced in $e^+e^- \rightarrow t\bar{t}$ receives no contribution from the anomalous Wtb coupling in the narrow width approximation (NWA). The theorem turned out to remain correct also in a more complicated case of the off shell top quark pair production in e^+e^- annihilation and decay in 6 fermion final states including the non-double resonance background contributions, which was checked by direct computation in [6]. It was also shown [7] that the anomalous Wtb coupling cannot explain discrepancies between the forward-backward asymmetry (FBA) in the top quark pair production in high energy proton-antiproton collisions observed by the CDF [8] and D0 [9] experiments at Tevatron and the SM expectations [10]. The FBA in [7] was computed taking into account leading order cross sections of all the subprocesses of quark-antiquark annihilation, which dominate the top quark pair production at the Tevatron, of the form $q\bar{q} \rightarrow bq\bar{q}'\bar{b}l\bar{\nu}_l$, with $u\bar{u}$ and $d\bar{d}$ in the initial state and a single charged lepton in the final state. In spite of the fact that predictions for the top quark pair production rate are changed in the presence of the anomalous Wtb coupling, as it substantially alters the total top quark decay width, the rapidity distributions of the final state lepton remain almost unchanged. This can be considered as another example of the decoupling theorem of [4] that remains valid in the off shell top quark pair production and decay in quark-antiquark annihilation.

At the LHC, the top quarks are produced dominantly in pairs through the gluon-gluon fusion process

$$gg \rightarrow t\bar{t}. \quad (1)$$

The quark-antiquark annihilation $q\bar{q} \rightarrow t\bar{t}$ and single top production processes, as, e.g., $qb \rightarrow q't$, $q\bar{q}' \rightarrow t\bar{b}$, or $qg \rightarrow q't\bar{b}$ have much smaller cross sections. Each of the top quarks of reaction (1) decays into a b -quark and a W -boson, and the W -bosons decay into a fermion-antifermion pair each which leads to reactions with 6 fermions in the final state. The top quark pair production is best identified if one W decays leptonically and the other hadronically that corresponds to hard setting reactions of the form

$$gg \rightarrow bq\bar{q}'\bar{b}l\bar{\nu}_l. \quad (2)$$

This means that one should select events with an isolated electron or muon with large transverse momentum, a missing transverse momentum from the undetected neutrino and four or more jets.

The question arises, to which extent the anomalous Wtb coupling affects the normalized differential distributions of the final state lepton of (2). In other words, we would like to check if the decoupling theorem of [4] holds also for the top quark pair production through the gluon-gluon fusion mechanism. It would be also interesting to see if it is possible to see any effect of non zero form factors of the anomalous Wtb coupling at all.

2 An anomalous Wtb coupling at the LHC

For the sake of clarity, in the present work, we will concentrate on the following specific channel of (2):

$$gg \rightarrow bud \bar{b} \mu^- \bar{\nu}_\mu. \quad (3)$$

Neglecting light fermion masses, $m_u = m_d = m_\mu = 0$, and the Cabibbo-Kobayashi-Maskawa (CKM) mixing between quarks, there are 421 lowest order Feynman diagrams of reaction (3) some examples of which are shown in Fig. 1. In the NWA for the top quarks and W -bosons, where the cross section of reaction (3) factorizes into the cross section of top quark pair production times the corresponding branching fractions, there are only 3 lowest order Feynman diagrams of (3): two of them are depicted in Figs. 1a and 1b and the third is obtained by interchanging the gluon lines in Fig. 1b. Thus, in the NWA, not only does one neglect a plethora of background contributions represented by the diagrams in Figs. 1e and 1f, but also the diagrams with two or one top quark propagators, as those depicted in Figs. 1c and 1d. Let us note that the Wtb coupling that is indicated by a blob enters twice both in the $t\bar{t}$ production signal diagrams of Figs. 1a and 1b and in the diagrams of Figs. 1c and 1d.

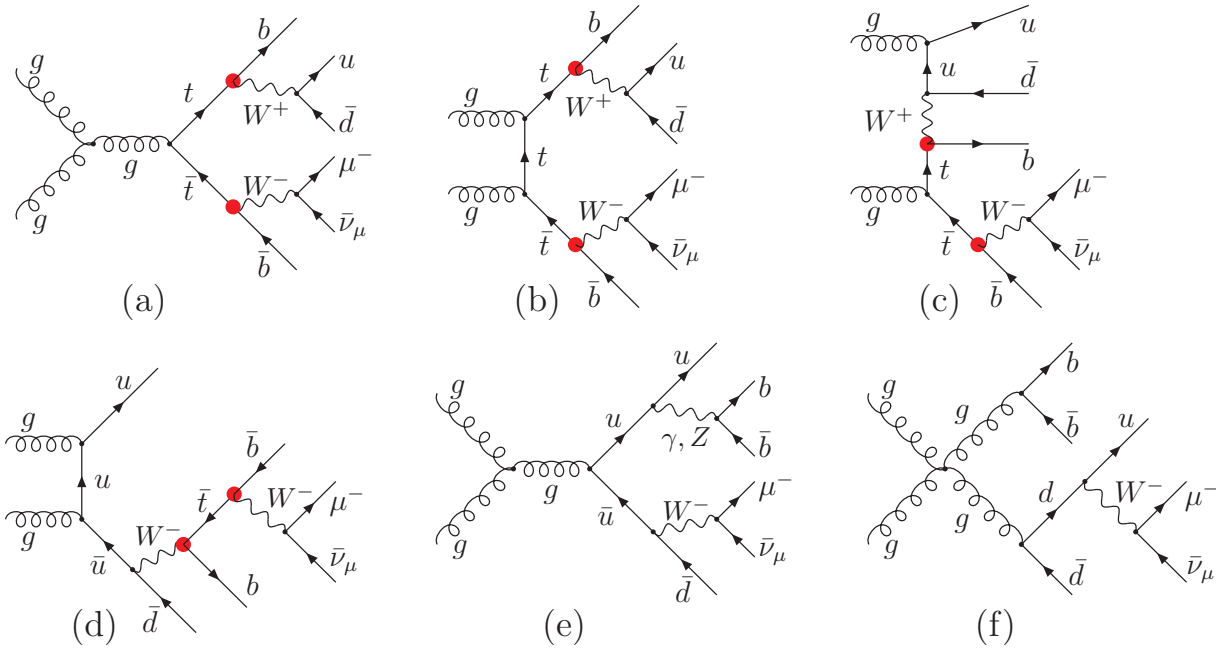


Figure 1: Examples of the lowest order Feynman diagrams of reaction (3). Blobs indicate the Wtb coupling.

The most general effective Lagrangian of the Wtb interaction containing operators of dimension up to five considered in the present Letter has the following form [2]:

$$L_{Wtb} = \frac{g}{\sqrt{2}} V_{tb} \left[W_{\mu}^{-} \bar{b} \gamma^{\mu} (f_1^L P_L + f_1^R P_R) t - \frac{1}{m_W} \partial_{\nu} W_{\mu}^{-} \bar{b} \sigma^{\mu\nu} (f_2^L P_L + f_2^R P_R) t \right] \\ + \frac{g}{\sqrt{2}} V_{tb}^{*} \left[W_{\mu}^{+} \bar{t} \gamma^{\mu} (\bar{f}_1^L P_L + \bar{f}_1^R P_R) b - \frac{1}{m_W} \partial_{\nu} W_{\mu}^{+} \bar{t} \sigma^{\mu\nu} (\bar{f}_2^L P_L + \bar{f}_2^R P_R) b \right], \quad (4)$$

where form factors f_i^L , f_i^R , \bar{f}_i^L and \bar{f}_i^R , $i = 1, 2$ can be complex in general and the remaining notation is obvious. See [7] for details and the corresponding Feynman rules. The lowest order SM Lagrangian of Wtb interaction is reproduced for $f_1^L = \bar{f}_1^L = 1$ and all the other form factors equal 0. CP conservation leads to the following relationships between the form factors of (4):

$$\bar{f}_1^{R*} = f_1^R, \quad \bar{f}_1^{L*} = f_1^L, \quad \bar{f}_2^{R*} = f_2^L, \quad \bar{f}_2^{L*} = f_2^R. \quad (5)$$

First direct limits on the form factors of (4) were obtained by the CDF Collaboration by investigating two form factors at a time while assuming the other two at their SM values [13]. The limits have been improved recently by the D0 Collaboration [14] and they read:

$$\left| V_{tb} f_1^R \right|^2 < 0.93, \quad \left| V_{tb} f_2^R \right|^2 < 0.13, \quad \left| V_{tb} f_2^L \right|^2 < 0.06. \quad (6)$$

More stringent are one-dimensional limits at 95% C.L. [14]:

$$\left| V_{tb} f_1^R \right|^2 < 0.50, \quad \left| V_{tb} f_2^R \right|^2 < 0.11, \quad \left| V_{tb} f_2^L \right|^2 < 0.05. \quad (7)$$

Limits derived from ATLAS [15] and CMS [16] measurements of W -boson helicity fractions using a program TOPFIT [17] with one non-zero coupling at a time and $V_{tb} = 1$ read:

$$\text{Re} f_1^R \in [-0.20, 0.23], \quad \text{Re} f_2^R \in [-0.08, 0.04], \quad \text{Re} f_2^L \in [-0.14, 0.11]. \quad (8)$$

Limits (8) are weaker if two couplings are varied at a time [16]. Amazingly enough, the right-handed vector form factor f_1^R is least constraint in (6)–(8), but if CP is conserved then it is indirectly constrained from the CLEO data on $b \rightarrow s\gamma$ [18] and from other rare B decays [19].

3 Results

Lagrangian (4) was implemented into `carlomat`, a general purpose program for the Monte Carlo (MC) computation of lowest order cross sections [11]. A new version of the program was already used to make predictions for the FBA in top quark production at the Tevatron [7]. In this section, a sample of results is presented that illustrate an influence of the tensor form factors of Lagrangian (4) on the normalized differential distributions of the secondary μ^{-} in top quark pair production at the pp collisions at the LHC energies through partonic subprocess (3). As in [7], we put $V_{tb} = 1$ and assume form factors f_i^L , f_i^R , \bar{f}_i^L and \bar{f}_i^R , $i = 1, 2$, of Lagrangian (4) to be real. Moreover, the vector form factors are assumed at their SM values of $f_1^L = \bar{f}_1^L = 1$, $f_1^R = \bar{f}_1^R = 0$ and only the two tensor form factors are assumed at non zero values within limits (7). The physical input parameters that are used in the computation are

the same as in [7]. It should be stressed that the width of the top quark which has substantial influence on the cross section is calculated to the lowest order with effective Lagrangian (4) for any specific choice of the form factors.

The cross section of top quark pair production in pp collisions is calculated by folding CTEQ6L parton distribution functions [20] with the cross section of hard scattering subprocess (3). The factorization scale is assumed to be equal to $Q = \sqrt{m_t^2 + \sum_j p_{Tj}^2}$. The $t\bar{t}$ production events are identified with the following acceptance cuts on the transverse momenta p_T , pseudorapidities η , missing transverse energy \cancel{E}^T and separation $\Delta R_{ik} = \sqrt{(\eta_i - \eta_k)^2 + (\varphi_i - \varphi_k)^2}$ in the pseudorapidity–azimuthal angle (φ) plane between the objects i and k :

$$p_{Tl} > 30 \text{ GeV}/c, \quad p_{Tj} > 30 \text{ GeV}/c, \quad |\eta_l| < 2.1, \quad |\eta_j| < 2.4, \\ \cancel{E}^T > 20 \text{ GeV}, \quad \Delta R_{l,j,jj} > 0.4. \quad (9)$$

The subscripts l and j in (9) stand for *lepton* and *jet*, a direction of the latter is identified with the direction of the corresponding quark. Cuts (9) are rather restrictive which means that only slightly more than 1% of the generated MC events pass them.

Results for normalized distributions of the secondary μ^- in the top quark pair production through hard scattering reaction (3) at two different pp collision energies of 8 TeV and 14 TeV are shown in Figs. 2–5. In each figure, the SM result is plotted with grey boxes and the distributions computed with different CP-even (two upper rows) and CP-odd (two lower rows) combinations of the tensor form factors of (4) are plotted with boxes bounded by dashed lines. The transverse momentum and rapidity distributions of the final state μ^- are shown in Figs. 2 and 3. Distributions in $\cos \theta_{lt}$, where θ_{lt} is the angle between the momentum of the μ^- and momentum of the recoiling top quark, both defined in the pp centre of mass frame, are plotted in Fig. 4. In spite of the fact that the anomalous Wtb coupling changes the total cross section of the top quark pair production by substantially altering the top quark width, it does not change in practice any of the distributions presented in Figs. 2–4, neither for pp collisions at $\sqrt{s} = 8$ TeV nor $\sqrt{s} = 14$ TeV. This observation can be regarded as yet another example of the decoupling theorem of [4] generalized to the case of the off shell top quark pair production and decay.

In order to see whether effects of the anomalous tensor form can become visible at all, let us define the angle θ^* between the momentum \vec{p}_μ^* of μ^- and the reversed momentum $-\vec{p}_b^*$ of the b -quark, where the momenta \vec{p}_μ^* and \vec{p}_b^* are obtained from \vec{p}_μ and \vec{p}_b in the pp centre of mass frame by two subsequent boosts: the boost to the top quark rest frame and then the boost to the rest frame of the W -boson. Distributions in $\cos \theta^*$ are usually used in order to determine the helicity fractions of the W -boson produced in top quark decays, see [15], [16]. The distributions in $\cos \theta^*$ are plotted in Fig. 5 for the same CP-even (two upper rows) and CP-odd (two lower rows) combinations of the tensor form factors of (4) as in Figs. 2–4. Now effects of the anomalous Wtb coupling become sizable. The relative change of the cross section in separate bins in the presence of anomalous tensor form factors is typically of the order of several per cent, reaching about 30% for $\cos \theta^* \in [-0.9, -0.8]$ in the plots of first row and about 50% for $\cos \theta^* \in [0.9, 1.0]$ in the plots of second row. Thus, the relative effect is most pronounced in the bins which form tails of the distributions, where the cross section is small. As can be seen by comparing plots on the left- and right-hand sides of Fig. 5, the effect is fairly independent of the pp collision energy.

4 Summary

A new version of `carlomat`, a general purpose program for the MC computation of lowest order cross sections [11], has been used to compute the transverse momentum, rapidity and two different angular distributions of the final state μ^- in the top quark pair production and decay at the LHC through one of the dominant hard scattering reactions (3) in the presence of anomalous Wtb interactions. In spite of the fact that the non zero tensor Wtb form factors modify substantially the top quark pair production rate, they hardly affect the distributions in the transverse momentum, rapidity and $\cos\theta_{lt}$, where θ_{lt} is the angle between the momenta of the final state lepton and of the recoiling top quark in the pp centre of mass frame. This can be considered as another example of the decoupling theorem of [4] that was originally proven in the NWA. The effects of the tensor form factors become sizable in distributions in $\cos\theta^*$, where θ^* is the angle between the momentum of μ^- and the reversed momentum of the b -quark, both boosted first to the rest frame of top quark and then to the rest frame of W -boson.

Acknowledgments: This project was supported in part with financial resources of the Polish National Science Centre (NCN) under grant decision number DEC-2011/03/B/ST6/01615 and by the Research Executive Agency (REA) of the European Union under the Grant Agreement number PITN-GA-2010-264564 (LHCPhenoNet).

References

- [1] M. Jezabek, J.H. Kühn, Nucl.Phys. **B320**, 20 (1989).
- [2] G.L. Kane, G.A. Ladinsky, C.-P. Yuan, Phys. Rev. **D45** (1992) 124.
- [3] B. Grzadkowski, Z. Hioki, Phys. Lett. **B476** (2000) 87, hep-ph/9911505;
E. Boos, M. Dubinin, M. Sachwitz, H.J. Schreiber, Eur. Phys. J. **C16** (2002) 471.
- [4] B. Grzadkowski, Z. Hioki, Phys. Lett. **B476**, 87 (2000); Phys. Lett. **B529**, 82 (2002);
Phys. Lett. **B557**, 55 (2003);
S.D. Rindani, Pramana **54**, 791 (2000), hep-ph/0002006.
- [5] K. Ciekiewicz, K. Kołodziej, Acta Phys. Pol. **B34** (2003) 5497.
- [6] K. Kołodziej, Phys. Lett. **B584** (2004) 89.
- [7] K. Kołodziej, Phys. Lett. **B710** (2012) 671.
- [8] CDF Collaboration, T. Aaltonen *et al.*, Phys. Rev. Lett. **101** (2008) 202001, arXiv:0806.2472; CDF Collaboration, T. Aaltonen *et al.*, arXiv:1101.0034.
- [9] D0 Collaboration, V.M. Abazov *et al.*, Phys. Rev. D **84**, (2011) 112005, arXiv:1107.4995.
- [10] F. Halzen, P. Hoyer, and C.S. Kim, Phys. Lett. B **195** (1987) 74;
L.G. Almeida, G.F. Sterman, W. Vogelsang, Phys. Rev. D **78** (2008) 014008;
O. Antunano, J.H. Kühn, G. Rodrigo, Phys. Rev. D **77** (2008) 014003;

- M. T. Bowen, S. D. Ellis, D. Rainwater, Phys. Rev. D **73** (2006) 014008;
S. Frixione, B.R. Webber, JHEP **06** (2002) 029;
S. Frixione, et al., JHEP **08** (2003) 007;
V. Ahrens, A. Ferroglia, M. Neubert, B.D. Pecjak, L.L. Yang, arXiv:1106.6051;
N. Kidonakis, arXiv:1105.5167;
W. Hollik, D. Pagani, arXiv:1107.2606;
J.H. Kühn, G. Rodrigo, arXiv:1109.6830.
- [11] K. Kołodziej, Comput. Phys. Commun. **180** (2009) 1671.
- [12] K. Kołodziej, Phys. Lett. **B584** (2004) 89.
- [13] CDF Collaboration, T. Aaltonen *et al.*, Phys. Rev. Lett. **102** (2009) 092002.
- [14] D0 Collaboration, V.M. Abazov et al. Phys. Lett. **B708** (2012) 21.
- [15] ATLAS Collaboration, G. Aad et al., arXiv:1205.2484.
- [16] CMS Collaboration, CMS-PAS-TOP-11-020 (2012).
- [17] J.A. Aguilar-Saavedra, J. Carvalho, N.F. Castro, F. Veloso, A. Onofre, Eur. Phys. J. **C50** (2007) 519;
J.A. Aguilar-Saavedra, J. Bernabeu, Nucl. Phys. **B840** (2010) 349.
- [18] CLEO Collaboration, M.S. Alam et al., Phys. Rev. Lett. **74**, 2885 (1995);
F. Larios, M.A. Perez and C.-P. Yuan Phys. Lett **B457**, (1999) 334;
G. Burdman, M.C. Gonzales-Garcia, S.F. Novaes, Phys. Rev. **D61** (2000) 114016;
B. Grzadkowski, M. Misiak, Phys. Rev. **D78** (2008) 077501;
J. P. Lee and K. Y. Lee, Phys. Rev. **D 78** (2008) 056004, and references therein.
- [19] J. Drobnak, S. Fajfer, J.F. Kamenik, arXiv:1109.2357;
A. Crivellin, L. Mercolli, arXiv:1106.5499.
- [20] J. Pumplin et al., JHEP **07** (2002) 012.

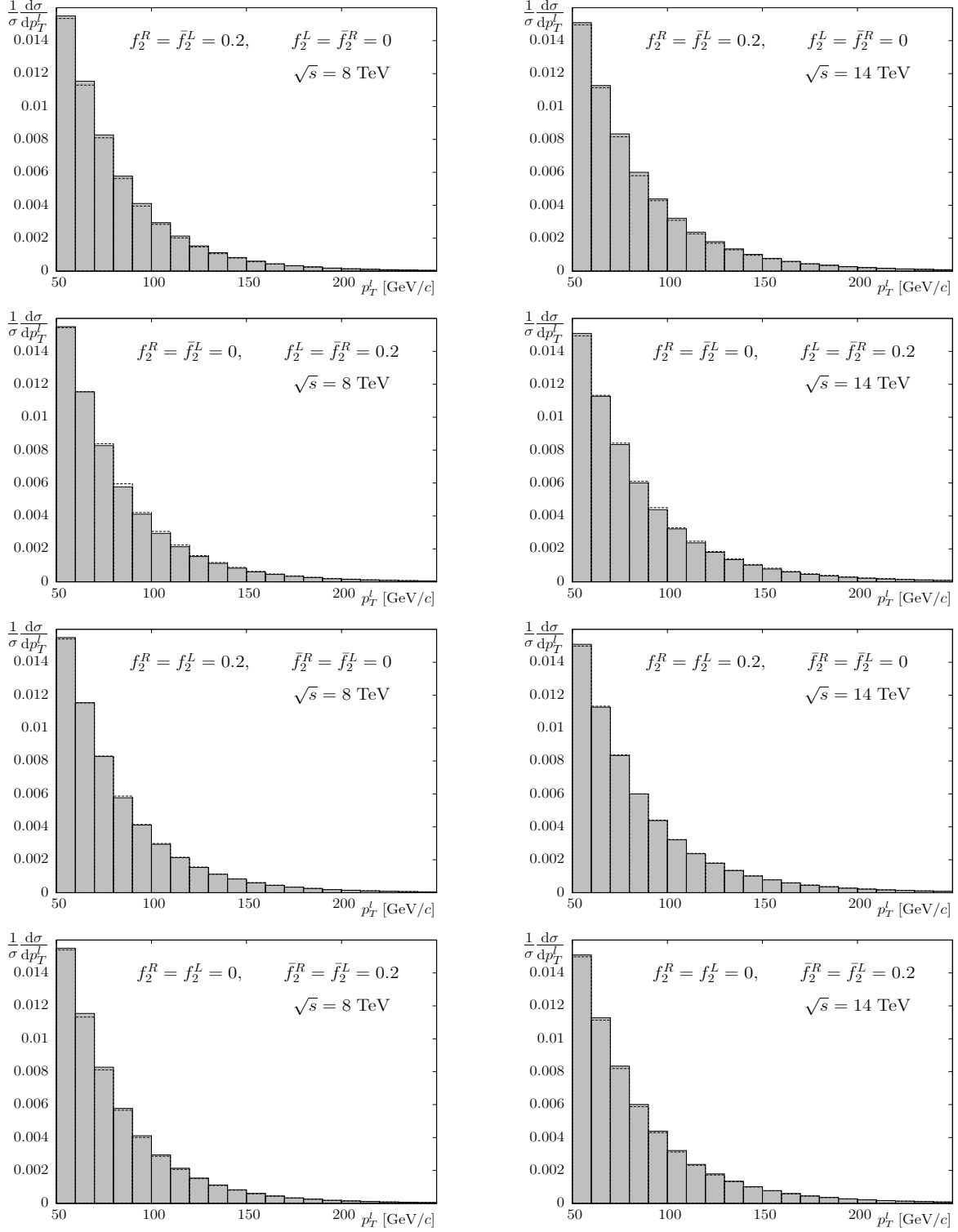


Figure 2: Distributions in p_T of the final state lepton in top quark pair production in pp collisions at $\sqrt{s} = 8$ TeV (left) and $\sqrt{s} = 14$ TeV (right) for CP-even (two upper rows) and CP-odd (two lower rows) tensor form factors of (4).

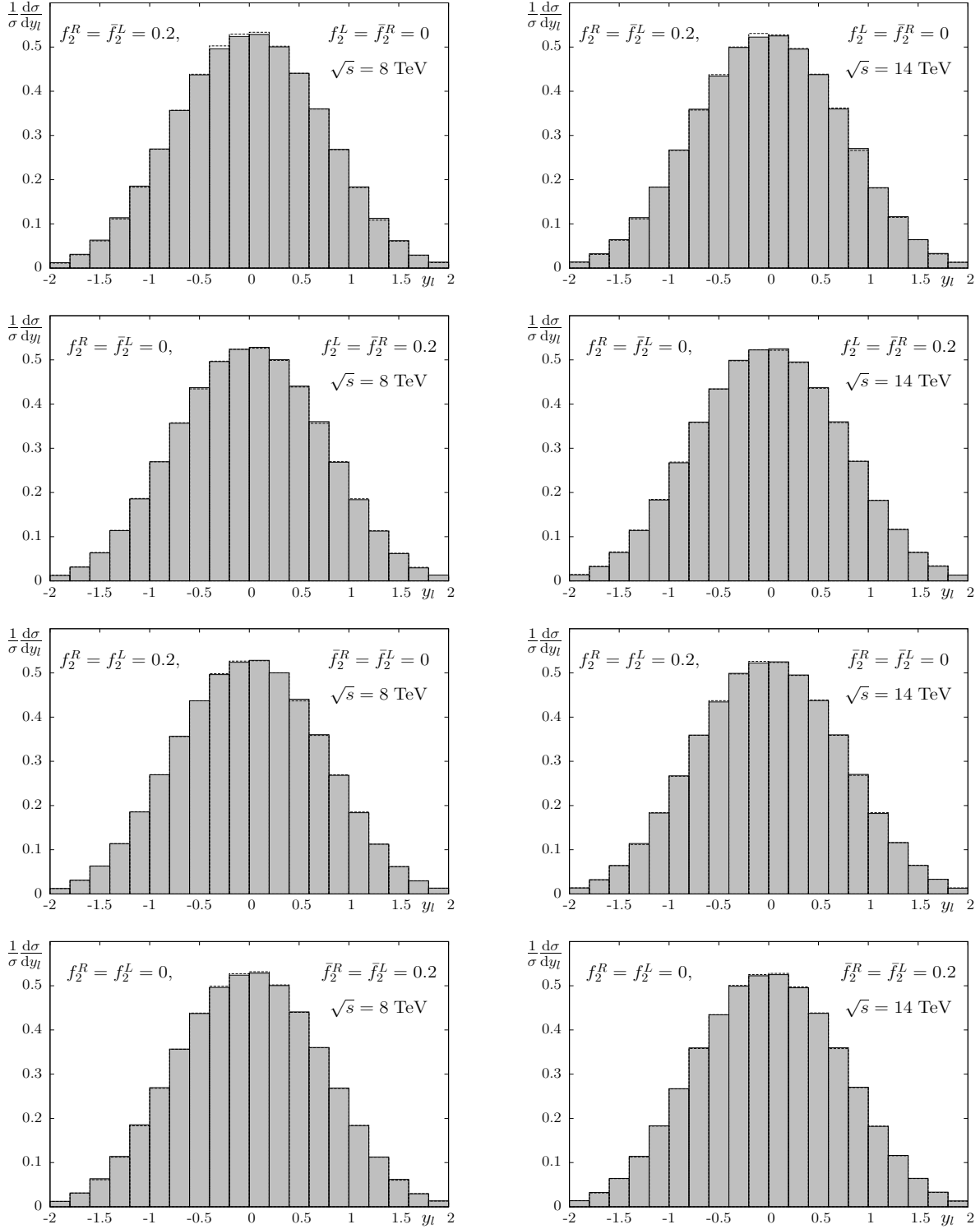


Figure 3: Distributions in rapidity of the final state lepton in top quark pair production in pp collisions at $\sqrt{s} = 8$ TeV (left) and $\sqrt{s} = 14$ TeV (right) for CP-even (two upper rows) and CP-odd (two lower rows) tensor form factors of (4).

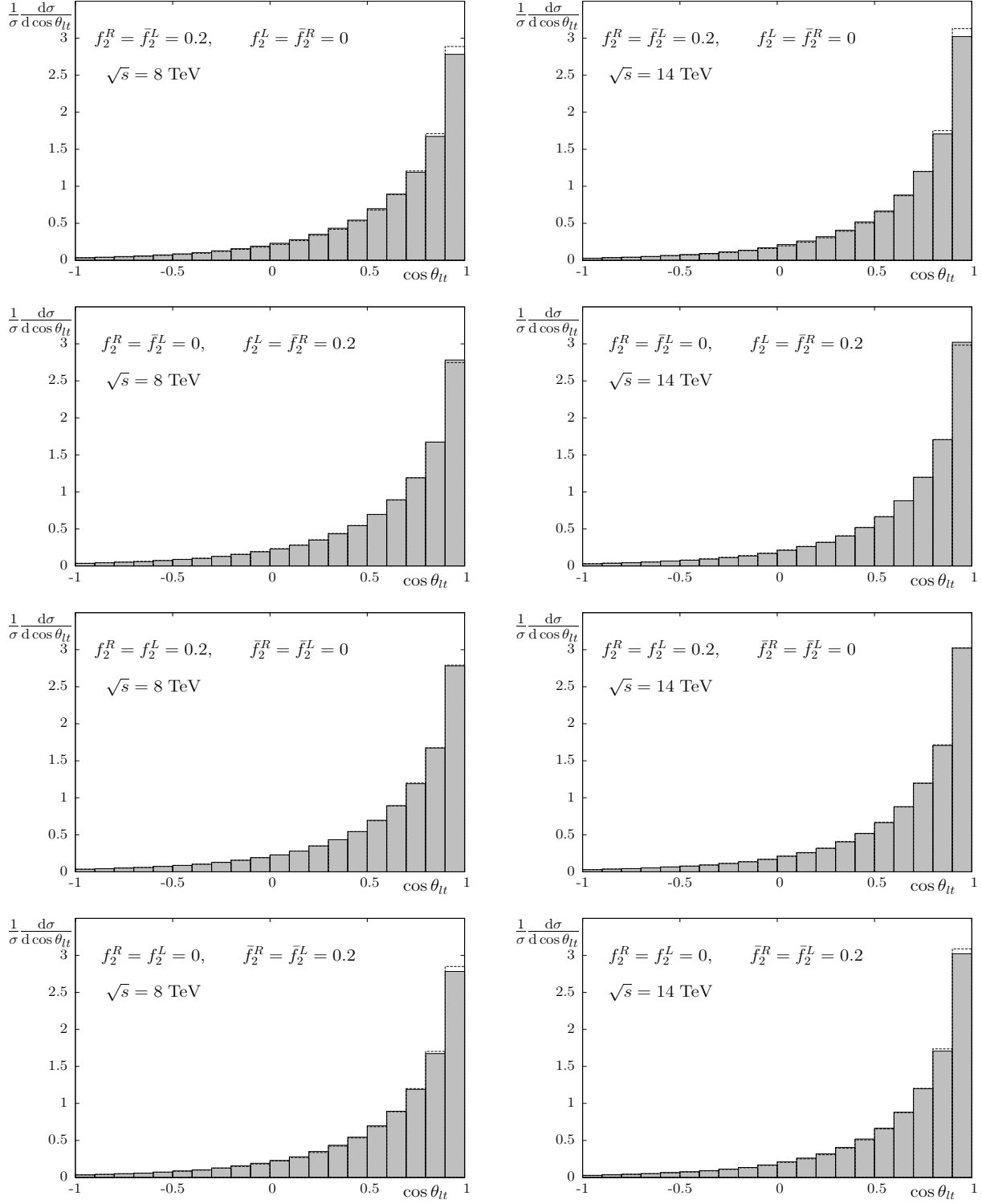


Figure 4: Distributions in $\cos\theta_{lt}$, with θ_{lt} being the angle between the momenta of the final state lepton and of the recoiling top quark, in top quark pair production in pp collisions at $\sqrt{s} = 8$ TeV (left) and $\sqrt{s} = 14$ TeV (right) for CP-even (two upper rows) and CP-odd (two lower rows) combinations of the tensor form factors of (4).

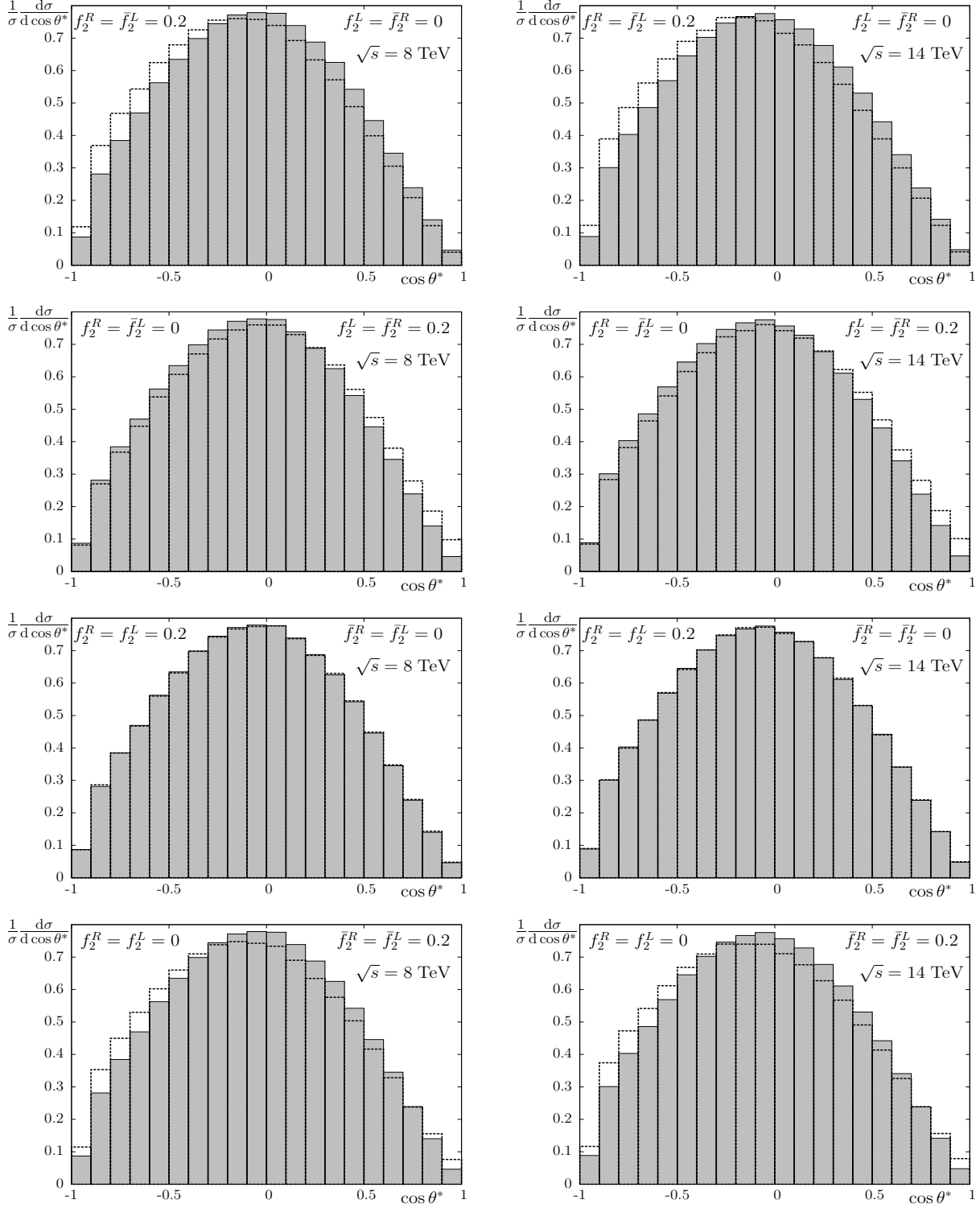


Figure 5: Distributions in $\cos\theta^*$, where angle θ^* is described in the text, in top quark pair production in pp collisions at $\sqrt{s} = 8$ TeV (left) and $\sqrt{s} = 14$ TeV (right) for CP-even (two upper rows) and CP-odd (two lower rows) combinations of the tensor form factors of (4).