

QGP formation time and direct photons from heavy ion collisions

Fu-Ming Liu^{1,*} and Sheng-Xu Liu¹

¹*Key laboratory of Quark and Lepton Physics (MoE) and Institute of Particle Physics,
Central China Normal University, Wuhan 430079, China*

(Dated: February 22, 2019)

The recent direct photon data, especially the large elliptic flow from AuAu collisions at $\sqrt{s_{NN}} = 200$ GeV and PbPb collisions at $\sqrt{s_{NN}} = 2.76$ TeV has been investigated with hadronic data constrained 3+1D ideal hydrodynamical models. It turns out that those data support an earlier starting of the collective motion ($\tau_0 < 0.6$ fm/c) and a delayed formation of three-flavour QGP ($\tau_{QGP} \sim 2$ fm/c) in heavy ion collisions. Stronger photon emission from hadronic phase is suggested by the measured elliptic flow of direct photons, but more reliable theory work is highly expected. High order harmonics of direct photons from PbPb collisions at 2.76 TeV has been predicted based on event-by-event fluctuation, which looks similar to the measured hadronic ones. Gluon dominant subsystem appears in the early stage, which is hot and energetic but not so bright, may lead to a solution of dark matter puzzle in Astrophysics.

PACS numbers:

I. INTRODUCTION

The recent direct photon data [1] from Pb+Pb collisions at $\sqrt{s_{NN}} = 2.76$ TeV shows a big enhancement at low transverse momentum (p_t) region, similar to the PHENIX observation[2]. More surprisingly, a large elliptic flow (v_2) of direct photons, as large as that of hadrons, has been observed, both by PHENIX[3] and preliminarily by ALICE [4]. The large elliptic flow of direct photons challenges our understanding of heavy ion collisions.

In [5–7], the predicted elliptic flows of direct photons are lower than the measured values. This result is in fact consistent with our earlier study [8]. A strong emission from early QGP phase with much smaller asymmetry makes us expect a much smaller elliptic flow of direct photons than that of hadrons, however, not agree with the experimental observation.

To explain the large elliptic flow, some people consider additional sources of photon emission. For example, conformed anomaly as a source of soft photons [9] can produce a sizable elliptic flow. However, this source requires an artificial pt cut to coincide with the high p_t photon spectra measured by both PHENIX[10] and ALICE [4]. Moreover, it seems difficult to extend to higher order harmonics, for example, v_3 . Therefore any additional source with any hard component, which makes a visible photon contribution at high p_t region, should be ruled out. This is indeed a “soft” problem.

Thus we have to recheck carefully our calculation of photon emission during the whole evolution of the collision system. We should take care of both observation of the spectra and the elliptic flow spontaneously. The large elliptic flow shows us the competition between the earlier emission and the later, since the later emission carries the larger v_2 .

The very early emission is not well known, because of our poor knowledge of the collision system. In [11], the spectrum of pre-equilibrium photons has been estimated with a number of approximation, but not yet accessible to the elliptic flow. It is a common sense that a many-body system usually reaches thermal equilibrium faster than chemical equilibrium. A gluon-dominant thermalized system appears before the formation of quark gluon plasma in heavy ion collisions, as discussed in [12–14]. We will follow this idea to check early photon production.

The collision system at late stage, hadronic phase, is better informed, with hadron measurements. However, the emission rate at hadronic phase is not so well known. Effective Lagrangian’s with hadronic vertex have been constructed [17, 18], with approximations such as vector meson dominance at low energy region. The coupling constants are case-by-case, not fundamental. The substructure of hadrons are poorly measured but assumed similar to nucleons’ behavior at energy of a few hundred MeV. There we will check other possibility accommodated by direct photon data.

The calculation of photon production must based on the space-time evolution of the heavy ion collision systems. One may take cascade models to count photons from the collision system. But a macroscopic calculation based hydrodynamic evolution is more economic and clear to see what is happening. In this paper, the 3+1D ideal hydrodynamical model [19] will be used for AuAu collisions at $\sqrt{s_{NN}} = 200$ GeV, as we used in previous work, with Glauber model initial condition. For PbPb collisions at $\sqrt{s_{NN}} = 2.76$ TeV we will benefit from EPOS generator[21], thus photon production will be checked with averaged initial condition and event-by-event fluctuating one. Our work, at one hand, will benefit the success of those hydrodynamical models, because they can reproduce well the rapidity distribution, p_t spectra and elliptic flow of the most copious hadrons. This makes our photon calculation constrained with hadronic data.

*Electronic address: liufm@iopp.ccnu.edu.cn

At the other hand, our work will also be limited by the hydro parameters, *i.e.*, the relatively big initial time τ_0 is indeed a barrier for our work. Nevertheless, we can still learn quite a lot from the available hydro models.

Further more, with viscosity[22], radial flow develops more quickly and the space-time volume of fireball inside the freeze-out surface shrinks. The volume shrink will reduce the photon emission, however, photon emission rate will be modified as well. This requires more investigation.

The paper is organized as following: after a brief introduction of calculate approach at section 2, we present the results and the interpretation in section 3, then conclusion and discussion.

II. CALCULATION APPROACH

In this section we present how to calculate the p_t spectrum and flows of direct photons. In our previous work[23], we explained the p_t spectrum of direct photons from AuAu collisions measured by PHENIX with the four main sources of direct photons, namely, *leading order contribution*, *fragmentation contribution (high order contribution)*, *jet photon conversion (jets collide with QGP)* and *thermal production (secondary interactions in QGP and hadronic gas)*. Recently the PHENIX observation that $R_{AA} = 1$ at high p_t [10] tells a cancellation between *jet photon conversion* and energy loss effect to *fragmentation contribution*. They also tend to cancel the elliptic flow[24]. Thus, we can simplify the direct photon calculation, considering neither JPC nor energy loss. Only two main sources, prompt photons and thermal photons, will be counted, where prompt photon is calculated as in cold nuclear collisions and carries zero elliptic flow.

The thermal photon calculation must base on a given space-time evolution of each collision system. The solution of hydrodynamical equation will provide us the energy density ϵ (then temperature via EoS $\epsilon = \epsilon(T)$) and flow velocity u_μ at each space-time point of the system. The flow velocity will provide Lorentz boost of thermal photons from the local rest frame (isotropic emission) to the lab frame where detectors are installed, so that

1. the slope of p_t spectrum can not be simply regarded as inverse temperature [20];
2. non-zero elliptic flow of thermal photons appears.

In short, the p_t spectrum of thermal photons reads

$$\frac{dN^T}{dyd^2p_t} = \int d^4x \Gamma(E^*, T) \quad (1)$$

where $\Gamma(E^*, T)$ is the photon emission rate at temperature T and $E^* = p^\mu u_\mu$, p^μ is the four-momentum of a photon in the lab frame. Thus we need the space-time evolution of the collision system, and the photon emission (rates) at each stage.

For AuAu collisions at $\sqrt{s_{NN}} = 200$ GeV, the 3+1D ideal hydrodynamical model [19] describes a microscopic evolution of parton system with local thermalization from $\tau_0 = 0.6$ fm/c. Equation of state is based on first-order phase transition. The later hadronic phase may be off chemical equilibrium and treated with partial chemical equilibrium EoS. In our calculation of photon production, the EoS $\epsilon = \epsilon(T)$ at hadronic phase keeps consistent to [19], as did in [23]

For PbPb collisions at $\sqrt{s_{NN}} = 2.76$ TeV, the 3+1D ideal hydrodynamical evolution starts from $\tau_0 = 0.35$ fm/c based on EPOS event generator[21]. Equation of state is based on Lattice result[27]. We will also keep consistent in photon calculation.

Following the earlier discussion [12–14], where gluons reach thermalized at time τ_g , much earlier than QGP formation, we match the hydrodynamic models as hydro initial time $\tau_0 = \tau_g$ and infer QGP formation time τ_{QGP} with recent photon data. Quark fugacity $\xi = \xi(\tau, x, y, \eta)$ is used for $\tau \in (\tau_g, \tau_{QGP})$. The non-vanishing net-baryon number at leading rapidity region will effect quark fugacity ξ , but here we concentrate on the spectrum and elliptic flow of photons from midrapidity region. If we regard the intermediate matter in the longitudinal color tubes[15, 16] as pure gluons, we get $\xi = 0$ at τ_g . And by definition $\xi = 1$ after QGP formation. Thus we simply assume a linear increase with time as this form

$$\xi(\tau) = \frac{\tau - \tau_0}{\tau_{QGP} - \tau_0}. \quad (2)$$

Quark fugacity will modify photon emission rate at the partonic phase. No consideration of photon emission for $\tau \leq \tau_g$, because gluons don't connect photons directly in Feynman diagrams. For $\tau \geq \tau_{QGP}$, the emission rate is AMY rate[25] of three-flavour. During $\tau \in (\tau_g, \tau_{QGP})$, quark fugacity will suppress photon emission, *i.e.*, Compton process $qg \rightarrow q\gamma$ with factor ξ , quark-antiquark annihilation $q\bar{q} \rightarrow g\gamma$ with ξ^2 , and Bremsstrahlung processes with n -quark in the digram with ξ^n . Since it is too much work to disentangle n -quark Bremsstrahlung processes in photon emission rate, we consider a slight bigger rate:

$$\Gamma^b = \xi \cdot \Gamma_{\text{Compton}} + \xi^2 \cdot (\Gamma_{\text{AMY}} - \Gamma_{\text{Compton}}) \quad (3)$$

where $n = 2$ for all Bremsstrahlung processes, and a slightly small rate

$$\Gamma^s = \xi \cdot \Gamma_{\text{Compton}} + \xi^2 \cdot \Gamma_{\text{annihilation}} \quad (4)$$

where the less than 20% contribution from Bremsstrahlung are ignored.

Quark fugacity will make a strong modification of the EoS $\epsilon = \epsilon(T)$ at partonic phase, via

$$\epsilon = (d_g + \xi d_q) \frac{\pi^2}{30} T^4 \quad (5)$$

where partonic degrees of freedom $d_g = 2 \times 8$ and $d_q = \frac{7}{8} \times 2 \times 2 \times 3 \times 3$, but little modification of the dynamical

equation of state, the relation between energy density and pressure $\epsilon = \epsilon(p)$. At leading order, $\epsilon = 3p$ holds for both quark fugacity $\xi = 0$, a relativistic boson gas, and $\xi = 1$, a quark gluon plasma. So does for any $\xi \in (0, 1)$. So does for any $\xi \in (0, 1)$.

The dynamical equation of state $\epsilon = \epsilon(p)$ is needed in solving the hydro equations. Thus, the evolutions of energy density and velocity from τ_0 in [19] [21] still hold. The equation of state $\epsilon = \epsilon(T)$ at hadronic phase is not effected by quark fugacity, either. Thus, the hadronic freeze-out is not effected and hadron result in [19] [21] remain valid as well.

For photon emission from hadronic phase, the evolution of the energy density and flow velocity may be more precisely constrained with hadronic data. However, photon emission rate is less well controlled. The pioneering work was done in [17], with effective Lagrangian carefully constructed for hadronic interaction. Later more processes has been included in [18]. The considered processes may be not a full list because of the so-called (lightest) vector-meson dominant approximation, so that the theory can work well, *i.e.*, for the dilepton production at low mass region of some hundred MeV. Certainly a universal coupling in standard model is more elegant than the case-by-case non-fundamental couplings between various hadrons in the effective theory, which requires more knowledge of parton distribution in hadrons, the substructure of hadrons.

Form factors has been used to account for the substructure of the colliding hadrons[18], usually in dipole form. The dipole form is based on lepton-nucleon elastic scattering experiments at collision energy of a few hundred MeV. Now we are interested in the photon production at $1 \sim 2$ GeV, where the large elliptic flow has been observed. This energy is higher than the mass of the colliding hadrons, very often, pions in the hadronic gas. So, instead of the dipole electro-magnetic form factor, parton distribution of hadrons should take the place, however, no measurements available. Therefore, we still take the result from [18] but release the form factors to see how much can be accommodated by photon data.

The p_t -spectrum of direct photons can be decomposed into harmonics of azimuthal angle ϕ as

$$\frac{dN}{d\phi} \sim 1 + 2v_2 \cos(\phi - \psi_2) + 2v_3 \cos(\phi - \psi_3) + \dots \quad (6)$$

where v_2 (v_n) is the elliptic flow (higher order harmonics) of direct photons, and ψ_n is the n -th order event plane. Since only thermal photons can get non-zero contribution, we estimate

$$v_n = \sqrt{\langle \cos n\phi \rangle^2 + \langle \sin n\phi \rangle^2} \quad (7)$$

of thermal photons, where $\langle \dots \rangle$ means average over particles and $\overline{\dots}$ average over events, in case of the calculation with event-by-event fluctuations. Those values will be reduced with thermal fraction $N_{\text{thermal}}/(N_{\text{thermal}} + N_{\text{prompt}})$ to get v_n of direct photons. In case of Glauber

initial condition for the hydro evolution of AuAu collisions at 200 GeV or averaged initial condition of PbPb collisions at 2.76 TeV, we set event plane $\psi_2 = 0$, thus thermal photon elliptic flow can be estimated simply with

$$v_2 = \overline{\langle \cos 2\phi \rangle}. \quad (8)$$

III. RESULTS

Transverse momentum spectrum and elliptic flow v_2 of direct photons from Au+Au collisions at $\sqrt{s_{NN}} = 200$ GeV for centrality 0-20% and 20-40% are shown in Fig. 1, where data points from PHENIX [2] and [3]. The dashed line is the result of hadronic emission rate with form factor and $\tau_{\text{QGP}} = 0.6$ fm/c. This is the same calculation as in [23][8], which can reproduce transverse momentum spectrum of direct photons, because the hydro evolution, especially its later evolution, is well constrained by hadron data. The elliptic flow is underestimated, as discussed in introduction.

Form factors suppress a lot the emission rate of high energy photons in hadronic phase. According to the discussion in section II, we try a different emission rate via releasing the form factor. The red solid line noted with $\tau_{\text{QGP}} = 0.6$ fm/c is the result. The measured p_t spectra are still well reproduced. The elliptic flow is almost doubled, but still lower than data points. How can both with and without form factor reproduce the measured p_t spectra? It is because that form factor suppresses the emission rate[18], with a dependence on the energy of emitted photons. When the energy (or transverse momentum at midrapidity) is very small, the suppression is negligible. The suppression becomes stronger at higher transverse momentum, where prompt photons play a more important role. Thus, both with and without form factor can reproduce the measured p_t spectra. But, the additional fraction of photons, due to releasing form factor, carry large elliptic flow and increase the elliptic flow of direct photons a lot.

Now we check the early stage, with quark fugacity ξ linearly increase from τ_0 to τ_{QGP} . During this stage, we use the small emission rate in eq.(4), with Bremsstrahlung contribution ignored, which has no visible effect in spectrum, but very little effect at elliptic flow, as shown at LHC energy later.

In Fig. 1, results from larger τ_{QGP} values up to 2.6 fm/c are shown. The measured p_t -spectra are still reproduced, the calculated elliptic flow increases a lot. How can the measured p_t -spectra be still reproduce? Because the modification is for the high temperature emission, especially for the rate close to τ_0 where quark fugacity $\xi \rightarrow 0$. This can effect a lot the the high temperature tail in the thermal spectrum, but becomes not evident in the spectrum of direct photons because of prompt photons. However, the elliptic flow increases a lot, because we suppressed the very early emission whose elliptic flow is small. The mechanism looks ideal for our problem,

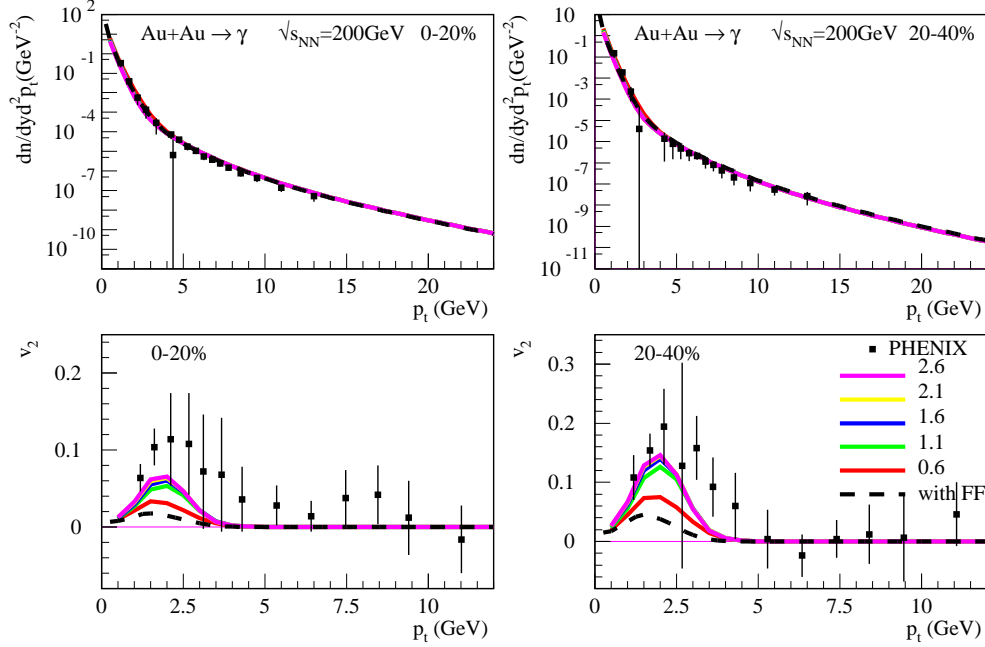


Figure 1: (Color Online) Transverse momentum spectrum (upper panels) and elliptic flow v_2 (lower panels) of direct photons from Au+Au collisions at $\sqrt{s_{NN}} = 200$ GeV for centrality 0-20% (left) and 20-40% (right), respectively. Data points from PHENIX [2] and [3]. Notations are the same for all the four panels. Dashed line is the result with form factor and $\tau_{QGP} = 0.6$ fm/c. Solid lines are the result of $\tau_{QGP} = 0.6, 1.1, 1.6, 2.1$ and 2.6 fm/c, without form factor.

but very limited, because quark fugacity increases the temperature via modified $\epsilon = \epsilon(T)$.

In fact, even bigger τ_{QGP} can not help, as we can see the elliptic flow saturates and the highest value is lower than data point. Too large τ_{QGP} will weaken the fraction of thermal photons. Thus the elliptic flow of direct photons can not be increased further. Besides, too late beginning may also be ruled out by the p_t spectrum.

With the increase of transverse momentum, the elliptic flow of direct photons increase first, then decrease, due to the competition between thermal photons and prompt photons. However, the turning point appears at a relative small p_t , 1.5 GeV/c, so that the elliptic flow measured by PHENIX can not be fully accounted, because of the following reasons:

- The large initial time $\tau_0 = 0.6$ fm/c cuts the early growth of the flow velocity and weaken the competition of thermal photons.
- The dynamical equation of state, based on first-order transition, provides no acceleration of the expansion in the mixed phase.
- Missing viscosity in the hydro model so that is radial flow can not develop as quickly as reality.

However, a much better explanation of direct photon data, especially the elliptic flow, is obtained with a delayed QGP formation and a modified emission rate at

hadronic phase. The following study at LHC energy will convince us this again.

For PbPb collisions at 2.76 TeV, initial time $\tau_0 = 0.35$ fm/c and lattice EoS will be employed in the hydro evolution. No hadronic form factor in the following calculation.

We first check the results from averaged initial condition with EPOS event generator, which also gives a similar initial condition as Glauber model. Setting the event-plane $\psi_2 = 0$, then we can calculate elliptic flow with eq. (8), same as above RHIC work.

The p_t spectrum and elliptic flow of direct photons from PbPb collisions at $\sqrt{s_{NN}} = 2.76$ TeV at 0-40% is shown in Fig. 2. For emission during (τ_0, τ_{QGP}) , there are bigger emission option based on eq.(3), shown as solid lines for $\tau_{QGP} = 0.35, 0.75, 1.15$ and 1.55 (fm/c), and smaller option based on eq.(4), shown as dotted and dashed lines for $\tau_{QGP} = 0.35$ and 1.55 (fm/c). The two options make invisible difference in spectrum and very little difference in elliptic flow.

For the spectrum, if $\tau_{QGP} = 0.35$ fm/c, the curve is slightly higher than data[1] at intermediate p_t region. The rest curves of $\tau_{QGP} = 0.75, 1.15, 1.55$ (fm/c) meet the data points. Too large τ_{QGP} will underestimate data points and be ruled out.

As shown in Fig. 2(right), the elliptic flow of direct photons increase with QGP formation time. ALICE data[4] shown as full dots. As large as elliptic flow as ALICE data points[4] can be obtained with later QGP formation time, *ie*, $\tau_{QGP} = 1 \sim 2$ fm/c! The trend of p_t

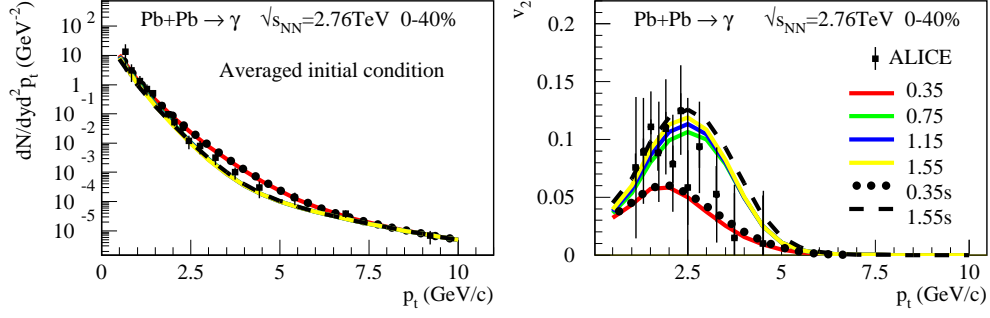


Figure 2: (Color Online) Direct photons from PbPb collisions at $\sqrt{s_{NN}} = 2.76$ TeV at 0-40%. (Left): Transverse momentum spectrum, data from ALICE[1]. (Right): Elliptic flow v_2 , data from ALICE[4]. Results of $\tau_{QGP} = 0.35, 0.75, 1.15$, and 1.55 (fm/c) are shown where solid lines are based on eq.(3), dotted and dashed lines based on eq.(4) for emission during (τ_0, τ_{QGP}) .

dependence follows the data, with the competition among the photon sources. But for $p_t \in (3, 5)$ GeV/c, the elliptic flow is somehow overestimated, lack of viscosity. The elliptic flow at large p_t , of thermal photons emitted late and close to the surface will be effected by the shrink of volume via viscosity[22].

Now we check the effect from event-by-event fluctuation in Fig. 3. Still two options for emission during (τ_0, τ_{QGP}) . Bigger emission option is shown as solid lines for $\tau_{QGP} = 0.35, 0.75, 1.15$ and 1.55 (fm/c), and smaller option shown as dotted and dashed lines for $\tau_{QGP} = 0.35$ and 1.55 (fm/c). The two options make invisible difference in spectrum and very small difference in elliptic flow.

Randomly-distributed hot spots at τ_0 in case of event-by-event initial condition, which disappears in averaged initial condition, make an evident overproduction at intermediate p_t , illustrated in Fig. 3(left). The measured spectrum[1] can be explained with later QGP formation time. Thus, event-by-event calculation requires later τ_{QGP} than τ_0 , stronger than averaged initial condition.

In Fig. 3(right), the elliptic flow of direct photons increases with QGP formation time and reaches ALICE data[4] with $\tau_{QGP} = 1 \sim 2$ fm/c. For $p_t \in (3, 5)$ GeV/c, the elliptic flow is also overestimated. All these are similar to averaged initial condition.

In Fig. 4 higher order harmonics of direct photons are shown. In the averaged initial condition, if we take $v_n = \langle \cos n\phi \rangle$, then higher order harmonics for $n \geq 3$ will be several magnitude smaller than v_2 , illustrated as the dashed curves, because event plane ψ_3 does not coincide with ψ_2 . Therefore, this calculation for $n \geq 3$ is not reliable. A correct calculation with eq.(7) has been done in event-by-event case, which takes into account the variation of event plane ψ_n with order n in each event. The obtained higher order harmonics of direct photons, shown as the solid lines, decreases with n , but still in the same magnitude, of a few percentage. This looks similar to the measured hadronic ones. The event-by-event fluctuation pushes the peak of elliptic flow to a larger p_t ,

implies a stronger missing of viscosity.

IV. CONCLUSION AND DISCUSSION

Inspired by the recent direct photon data, spectrum and elliptic flow, from AuAu collisions at $\sqrt{s_{NN}} = 200$ GeV and PbPb collisions at $\sqrt{s_{NN}} = 2.76$ TeV, we checked the direct photon calculation with 3+1dimensional ideal hydrodynamic model which can reproduce the rapidity distributions, p_t spectra and elliptic flows of copious hadrons. We find that

1. The elliptic flows of direct photons are much more sensitive to the space-time evolution and photon emission rate than the p_t spectra.
2. Direct photon data are much more sensitive to the early stage of the collision system than hadron data. Direct photon data from both RHIC and LHC favours small initial time $\tau_0 < 0.6$ fm/c to start the collective expansion, but later QGP formation time, $\tau_{QGP} \sim 1 - 2$ fm/c.
3. A modified emission rate at hadronic phase, without hadronic form factor, can be accommodated by the Direct photon data from both RHIC and LHC.
4. Elliptic flow for $p_t \in (3, 5)$ GeV/c is overestimated when the rest of the measured p_t window is explained. Event-by-event fluctuation can not solve this problem. Viscosity is needed for hydro evolution.
5. Higher order harmonics of direct photons decreases with n , but still in the same magnitude of v_2 .

In this calculation, the longitudinal color tubes before τ_0 at midrapidity are regarded as pure gluons, because gluons are bosons and allowed to populate more than quarks, where the momentum space is reduced to one

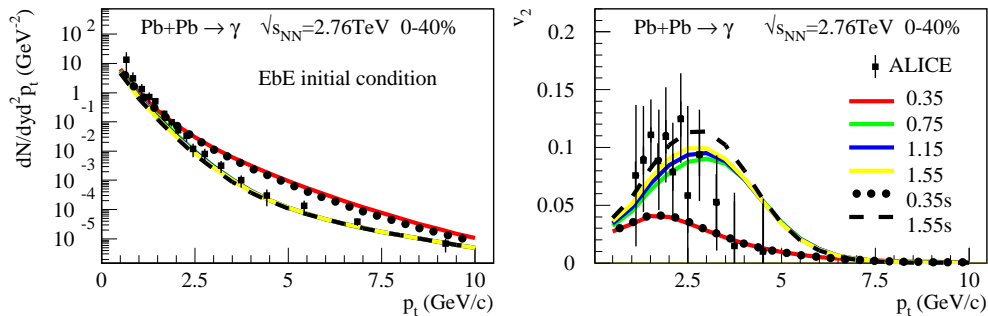


Figure 3: (Color Online) Same as Fig. 2, but in case of event-by-event initial condition.

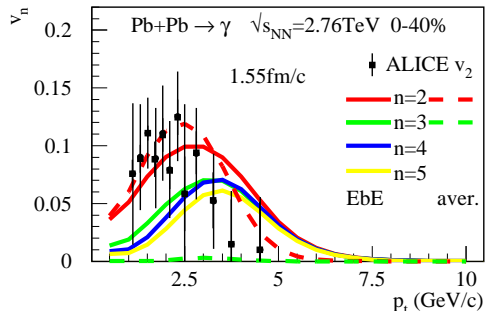


Figure 4: (Color Online) High order ($n=2,5$) harmonics of direct photons from PbPb collisions at $\sqrt{s_{NN}} = 2.76$ TeV at 0-40%.

dimension. The same assumption is needed for no observation of thermal photons in pp collisions at 7 TeV[1], otherwise, thermal photons has been predicted visible at low p_T region[26]. More work in pA, due to the ridge observation, is needed to convince this further.

The gluon dominant subsystem has very high energy density, but very low luminosity (low emission rates of photons and dileptons, no hadron emission because too hot), existing shortly at the early stage of heavy ion collision system, which may provide a solution for the puzzle of dark matter in astrophysics.

We should convince the existence of gluon dominant subsystem. A lot of attention has been paid to the hard process, ie, the most popular Monte Carlo generator

PYTHIA. But soft and hard happens in parallel[15, 16], while soft happens more frequently so that hydrodynamics can play a role for the majority of the many-body systems in heavy ion collisions and astrophysics.

The early stage of gluon dominant system is short, and the total life of heavy ion collisions is also short, compared to the evolution of stars. Supposing this gluon-dominant phase exists in stars faraway, what can we observed with very weak emission of photons and dileptons?

In our universe there are so many stars. When some stars end their gluon dominant phase, others start. This can keep on average a low luminosity but a high mass of the universe.

Finally, we never require a pure gluon phase, but a lower luminosity to solve the dark matter puzzle. Therefore, the appearance of gluon-dominant phase at the early stage gives us a hint to the problem in astrophysics, but we need more study first in the laboratory on photon and dilepton emissions.

Acknowledgments

This work is supported by the Natural Science Foundation of China under the project No. 11275081 and by Program for New Century Excellent Talents in University (NCET). FML thanks K. Werner and T. Hirano for providing the hydrodynamical evolution of two collision systems, and U. Heinz for very helpful discussion.

-
- [1] M. Wilde, arXiv:1210.5958 [hep-ex].
 - [2] S. S. Adler *et al.* [PHENIX Collaboration], Phys. Rev. Lett. **94**, 232301 (2005), [nucl-ex/0503003].
A. Adare *et al.* [PHENIX Collaboration], Phys. Rev. Lett. **104**, 132301 (2010), [arXiv:0804.4168 [nucl-ex]].
 - [3] A. Adare *et al.* [PHENIX Collaboration], Phys. Rev. Lett. **109**, 122302 (2012) [arXiv:1105.4126 [nucl-ex]].
 - [4] D. Lohner and f. t. A. Collaboration, arXiv:1212.3995 [hep-ex].

- [5] H. van Hees, C. Gale and R. Rapp, Phys. Rev. C **84**, 054906 (2011) [arXiv:1108.2131 [hep-ph]].
- [6] R. Chatterjee, H. Holopainen, I. Helenius, T. Renk and K. J. Eskola, arXiv:1305.6443 [hep-ph].
- [7] R. Chatterjee, E. S. Frodermann, U. W. Heinz and D. K. Srivastava, Phys. Rev. Lett. **96**, 202302 (2006) [nucl-th/0511079].
- [8] F.-M. Liu, T. Hirano, K. Werner and Y. Zhu, Phys. Rev. C **80**, 034905 (2009) [arXiv:0902.1303 [hep-ph]].

- [9] G. Basar, D. Kharzeev, D. Kharzeev and V. Skokov, Phys. Rev. Lett. **109**, 202303 (2012) [arXiv:1206.1334 [hep-ph]].
- [10] S. Afanasiev *et al.* [PHENIX Collaboration], Phys. Rev. Lett. **109**, 152302 (2012) [arXiv:1205.5759 [nucl-ex]].
- [11] M. Chiu, T. K. Hemmick, V. Khachatryan, A. Leonidov, J. Liao and L. McLerran, arXiv:1202.3679 [nucl-th].
- [12] T. S. Biro, E. van Doorn, B. Muller, M. H. Thoma and X. N. Wang, Phys. Rev. C **48**, 1275 (1993) [nucl-th/9303004].
- [13] E. Shuryak, Phys. Rev. Lett. **68**, 3270 (1992) .
- [14] E. Shuryak and L. Xiong, Phys. Rev. Lett. **70**, 2241 (1993) .
- [15] H. J. Drescher, M. Hladik, S. Ostapchenko, T. Pierog and K. Werner, Phys. Rept. **350**, 93 (2001) [hep-ph/0007198].
- [16] F. M. Liu, J. Aichelin, M. Bleicher, H. J. Drescher, S. Ostapchenko, T. Pierog and K. Werner, Phys. Rev. D **67**, 034011 (2003) [hep-ph/0202008].
- [17] J. Kapusta, P. Lichard and D. Seibert, Phys. Rev. D **44**:2774,(1991);**47**:4171(E),(1991).
- [18] S. Turbide, R. Rapp and C. Gale, Phys. Rev. C **69**, 014903 (2004) [hep-ph/0308085].
- [19] T. Hirano, U. Heinz, D. Kharzeev, R. Lacey, and Y. Nara, Phys. Lett. B 636, 299 (2006); J. Phys. G 34, S879 (2007); Phys. Rev. C 77, 044909 (2008).
- [20] C. Shen, U. WHeinz, J. -F. Paquet and C. Gale, arXiv:1308.2440 [nucl-th].
- [21] K. Werner, I. .Karpenko, M. Bleicher, T. Pierog and S. Porteboeuf-Houssais, Phys. Rev. C **85**, 064907 (2012) [arXiv:1203.5704 [nucl-th]].
- [22] H. Song and U. W. Heinz, Phys. Rev. C **77**, 064901 (2008) [arXiv:0712.3715 [nucl-th]].
- [23] F. -M. Liu, T. Hirano, K. Werner and Y. Zhu, Phys. Rev. C **79**, 014905 (2009) [arXiv:0807.4771 [hep-ph]].
- [24] S. Turbide, C. Gale, E. Frodermann and U. Heinz, Phys. Rev. C **77**, 024909 (2008) [arXiv:0712.0732 [hep-ph]].
- [25] P. Arnold, G. D. Moore, and L. G. Yaffe, J. High Energy Phys. **0111**, 057 (2001); J. High Energy Phys. **0112**, 9 (2001).
- [26] F. -M. Liu and K. Werner, Phys. Rev. Lett. **106**, 242301 (2011) [arXiv:1102.1052 [hep-ph]].
- [27] S. Borsanyi, G. Endrodi, Z. Fodor, A. Jakovac, S. D. Katz, S. Krieg, C. Ratti and K. K. Szabo, JHEP **1011**, 077 (2010) [arXiv:1007.2580 [hep-lat]].