

1 Abstract

The effect of the anisotropy in the exchange interaction on the hysteresis loops within the anisotropic quantum Heisenberg model has been investigated with the effective field theory for two spin cluster. Particular attention has been devoted on the behavior of the hysteresis loop area, coercive field and remanent magnetization with the anisotropy in the exchange interaction for both ferromagnetic and paramagnetic phases.

Keywords: **Quantum anisotropic Heisenberg model; hysteresis loops; hysteresis loop area; coercive field; remanent magnetization**

2 Introduction

Hysteresis is a common behavior of the most of the physical systems. It originates from the delay of the response of the system to the driving cyclic force. This fact also shows itself in the magnetic systems in the presence of varying magnetic field. Magnetic hysteresis is one of the most important features of the magnetic materials. The shape of the hysteresis loops can be determined by three properties; namely, hysteresis loop area (HLA), coercive field (CF) and remanent magnetization (RM). It is well known fact that these hysteresis properties are very important in manufacturing of magnetic recording media. The RM is defined as residual magnetization which is the magnetization left behind in the system after an external magnetic field is removed and CF is defined as the intensity of the external magnetic field needed to change the sign of the magnetization. On the other hand, HLA corresponds to energy loss due to the hysteresis.

When we compare with the Ising Model, as far as we know, there has been less attention paid on the hysteresis behavior in the Heisenberg model which is a more realistic model than the Ising model for the spin systems. Indeed, anisotropic or isotropic Heisenberg antiferromagnet in magnetic field is widely studied since magnetic field in antiferromagnetic systems cannot destroy the phase transition, conversely can create different phases. For instance, one dimensional anisotropic spin-1/2 Heisenberg model in transverse and longitudinal magnetic field [1, 2] and two dimensional spin-1/2 anisotropic antiferromagnetic Heisenberg model in magnetic field [3, 4] have been studied. In a ferromagnetic case, the magnetic properties of two dimensional mixed spin anisotropic ferromagnetic Heisenberg model in a transverse magnetic field [5] and longitudinal magnetic field [6] have been investigated. Also, zero-temperature hysteresis in random-field XY and Heisenberg models have been examined [7, 8]. On the other hand, there are several works related to the kinetic Heisenberg model, e.g. dynamical hysteresis and scaling of the kinetic Heisenberg model [9, 10, 11].

Although there are works related to the Heisenberg model in a magnetic field, as far as we know, less attention paid on the hysteresis characteristics of anisotropic Heisenberg model. Thus, the effect of the anisotropy in the exchange interaction on the hysteresis characteristics of the quantum Heisenberg model is the topic of this work. In this work we use the effective field theory (EFT) for the two spin cluster, which is abbreviated as EFT-2 in the literature. EFT approximation can provide results that are superior to those obtained within the traditional mean field approximation due to the taking into account the self spin correlations which are omitted in the mean field approximation. One of the useful formulation within the EFT, namely differential operator technique is introduced by Honmura and Kaneyoshi for Ising systems [12]. EFT for the typical Ising system starts from the constructing finite cluster of spins which represents the system. Callen-Suzuki spin identities [13, 14] are the starting point of the EFT for the one spin clusters. When one expands these identities with differential operator technique, multi spin correlations appear and in order to avoid from the mathematical difficulties, these multi spin correlations often

¹umit.akinci@deu.edu.tr

neglected by using decoupling approximation [15]. Working with larger finite clusters will give more accurate results. The Callen-Suzuki identities have been generalized to two spin clusters in Ref. [16] (EFT-2 formulation). This EFT-2 formulation has been successfully applied to the variety of systems such as quantum spin-1/2 Heisenberg ferromagnet [17, 18] and antiferromagnet [19], classical n-vector model [20, 21], as well as spin-1 Heisenberg ferromagnet [22, 23]. We follow the EFT-2 formulation which is derived in Ref. [17] for this system.

The paper is organized as follows: In Sec. 3 we briefly present the model and formulation. The results and discussions are presented in Sec. 4, and finally Sec. 5 contains our conclusions.

3 Model and Formulation

We consider a lattice which consist of N identical spins (spin-1/2) such that each of the spins has z nearest neighbors. The Hamiltonian of the system is given by

$$\mathcal{H} = - \sum_{\langle i,j \rangle} (J_x s_i^x s_j^x + J_y s_i^y s_j^y + J_z s_i^z s_j^z) - \sum_i H_i s_i^z \quad (1)$$

where s_i^x, s_i^y and s_i^z denote the Pauli spin operators at a site i , J_x, J_y and J_z stand for the anisotropy in the exchange interactions between the nearest neighbor spins and H_i is the longitudinal magnetic field at a site i . The first sum is over the nearest neighbors of the lattice, while the second one is over all the lattice sites.

We use two spin cluster approximation as an EFT formulation [17]. In this approximation, we choose two spins (namely s_1 and s_2) and treat interactions exactly in this two spin cluster. In order to avoid some mathematical difficulties we replace the perimeter spins of the two spin cluster by Ising spins (axial approximation) [17]. After all with using the differential operator technique and decoupling approximation (DA) [15], we obtain the magnetization per spin expression as

$$m = \left\langle \frac{1}{2} (s_1^z + s_2^z) \right\rangle = \langle [A_x + mB_x]^{z_0} [A_y + mB_y]^{z_0} [A_{xy} + mB_{xy}]^{z_1} \rangle f(x, y, H_1, H_2) |_{x=0, y=0} \quad (2)$$

where each of s_1 and s_2 has number of z_0 distinct nearest neighbors and both of them have z_1 common nearest neighbor.

The coefficients are defined by

$$\begin{aligned} A_x &= \cosh(J_z \nabla_x) & B_x &= \sinh(J_z \nabla_x) \\ A_y &= \cosh(J_z \nabla_y) & B_y &= \sinh(J_z \nabla_y) \\ A_{xy} &= \cosh[J_z (\nabla_x + \nabla_y)] & B_{xy} &= \sinh[J_z (\nabla_x + \nabla_y)] \end{aligned} \quad (3)$$

where $\nabla_x = \partial/\partial x$ and $\nabla_y = \partial/\partial y$ are the usual differential operators in the differential operator technique. Differential operators act on an arbitrary function g via

$$\exp(a\nabla_x + b\nabla_y)g(x, y) = g(x + a, y + b) \quad (4)$$

for arbitrary constants a and b .

The function in Eq. (2) is given by

$$f(x, y, H_1, H_2) = \frac{x + y + H_1 + H_2}{X_0} \frac{\sinh(\beta X_0)}{\cosh(\beta X_0) + \exp(-2\beta J_z) \cosh(\beta Y_0)} \quad (5)$$

and

$$X_0 = \left[(J_x - J_y)^2 + (x + y + H_1 + H_2)^2 \right]^{1/2}, \quad Y_0 = \left[(J_x + J_y)^2 + (x - y + H_1 - H_2)^2 \right]^{1/2} \quad (6)$$

where $\beta = 1/(k_B T)$, k_B is the Boltzmann constant and T is the temperature.

With the help of the Binomial expansion, Eq. (2) can be written as

$$m = \sum_{p=0}^{z_0} \sum_{q=0}^{z_0} \sum_{r=0}^{z_1} C'_{pqr} m^{p+q+r} \quad (7)$$

where the coefficients are

$$C'_{pqr} = \begin{pmatrix} z_0 \\ p \end{pmatrix} \begin{pmatrix} z_0 \\ q \end{pmatrix} \begin{pmatrix} z_1 \\ r \end{pmatrix} A_x^{z_0-p} A_y^{z_0-q} A_{xy}^{z_1-r} B_x^p B_y^q B_{xy}^r f(x, y, H_1, H_2) |_{x=0, y=0} \quad (8)$$

and these coefficients can be calculated by using the definitions given in Eqs. (3) and (4). Eq. (7) is often written in a more familiar form as

$$m = \sum_{k=0}^z C_k m^k \quad (9)$$

and

$$C_k = \sum_{p=0}^{z_0} \sum_{q=0}^{z_0} \sum_{r=0}^{z_1} \delta_{p+q+r, k} C'_{pqr} \quad (10)$$

where $\delta_{i,j}$ is the Kronecker delta.

If we assume that the system is under the influence of an homogenous magnetic field (i.e. $H_1 = H_2 = H$ in Eq. (5)), for a given set of Hamiltonian parameters (J_x, J_y, J_z), as well as temperature and magnetic field (H), by determining the coefficients from Eq. (8) we can obtain a non linear equation from Eq. (9), and by solving this equation we can get the magnetization (m) for given parameters. Then we can construct the hysteresis loops which are nothing but the variation of the m with H , by sweeping the magnetic field value from $-H$ to H and then from H to $-H$ again, and by calculating the magnetization at each magnetic field value with the procedure explained above. Hereafter, once the hysteresis loop curve is determined, HLA, RM and CF can be obtained numerically.

4 Results and Discussion

Let us the scale exchange interaction components with the unit of energy J as,

$$r_n = \frac{J_n}{J} \quad (11)$$

where $n = x, y, z$. Let us choose $r_z = 1$, then r_x, r_y can be used as the measure of the anisotropy in the exchange interaction. It can be seen from the definition of the function given in Eqs. (5) and (6) that the transformation $J_x \rightarrow J_y, J_y \rightarrow J_x$ does not change the function. Since the factors J_x, J_y enters the formulation only via this function we can say that mentioned transformation does not change the formulation. Hence, let us fix r_x and concentrate only on varying r_y . Our investigation will be for honeycomb ($z_0 = 2, z_1 = 0$), Kagome ($z_0 = 2, z_1 = 1$) and square ($z_0 = 3, z_1 = 0$) lattices.

4.1 Isotropic Model

In this case all components of the exchange interaction are equal to each other, i.e. $r_n = 1$ in Eq. (11). In order to represent the behavior of the hysteresis loops with temperature for the isotropic quantum Heisenberg model, we depict the hysteresis loops for three different lattices with selected values of the temperature. The critical temperatures (T_c) of the these lattices can be seen in Table 4.1.

As seen in Fig. 1, hysteresis loops corresponding to three lattices have finite HLA, CF and RM in the ferromagnetic phase (i.e. $T < T_c$). As the temperature increases then the hysteresis loops evolve from loops labeled A to D in each figure. One can see from Fig. 1 that, at a certain reduced temperature (T/T_c), square lattice has a wider HLA than that of the Kagome lattice and Kagome lattice has a wider HLA than that of the honeycomb lattice (e.g. compare hysteresis loops labeled by B in Figs. 1 (a),(b) and (c)) in the ferromagnetic phase. The same quantitative relationship is also valid for the CF and RM as seen in Fig. 1. This means that maximum energy loss due to the hysteresis occurs for a square lattice at a certain reduced temperature in the ferromagnetic region. The same relation is also expected for the CF curves concerning three different lattices at the same

Table 1: The critical temperatures of the isotropic quantum Heisenberg model in the absence of magnetic field.

Lattice	z_0	z_1	$T_c[17]$
Honeycomb	2	0	1.718
Kagome	2	1	2.718
Square	3	0	2.815

reduced temperature, since the 'resistivity' against the magnetic field of the square lattice, which comes from the spin-spin interaction, is stronger than that of the other two lattices.

As the temperature increases, when the system passes to a paramagnetic phase from the ferromagnetic phase, the hysteresis behaviors of these lattices disappear. At a certain value of the magnetic field (which is different from zero) the response (i.e. magnetization) of the square lattice to the magnetic field is weaker than the Kagome lattice due to the strength of the spin-spin interactions. The same relation is also valid for the Kagome and honeycomb lattices. If we fit the $m - H$ curves in the paramagnetic region to the $\tanh(aH)$ -where a is the fitting parameter- we can interpret the harmony of the magnetization with the magnetic field i.e. magnitude of response of the system to the magnetic field. In this context, the greater value of a means that, $m - H$ curve is similar to the Heaviside function. In this case magnitude of the response of the system to the magnetic field is high, and the magnetization is in harmony with the magnetic field. On the other hand, in the case of smaller value of a , the system cannot respond to the magnetic field due to the great thermal fluctuations.

In Fig. 2 we can see the variation of the parameter a with the reduced temperature for three different lattices, in paramagnetic phase. At higher values of the reduced temperature the value of a becomes close to zero which means that the curves become parallel lines with the H axes, i.e. changing magnetic field makes no significant effect on the magnetization of the system due to the large thermal energy, which dictate the system to be in a disordered phase. Beside this, we can see from Fig. 2 that, from relation of the magnitudes of a at a certain reduced temperature, honeycomb lattice is the most affected lattice from the magnetic field, as expected.

4.2 Anisotropic Model

In this section, we want to investigate the effect of the anisotropy in the exchange interaction on the hysteresis loops in ferromagnetic phase. In order to achieve this purpose, let us choose the value of the reduced temperature as $T/T_c = 0.5$ (where T_c is the critical temperature of the related isotropic model with no magnetic field) and investigate the variation of the HLA, CF and RM with the anisotropy in exchange interaction. Since CF and RM adjust the width and the height of the hysteresis loop respectively, it is sufficient to investigate these properties with the HLA instead of drawing hysteresis loops.

In Fig. 3, the variation of the HLA with r_y for the anisotropic quantum Heisenberg model with selected values of r_x for three different lattices can be seen. As seen in Fig. 3, the behavior of the HLA for the whole lattice types is qualitatively similar. For a certain r_x , rising r_y first slightly increases the HLA then decreases it (except the curve for the $r_x = 0.0$). All HLA curves have a broad maximum in a similar r_y region and reaches to zero at a specific (which depends on the lattice type and r_x) value of r_y . This specific value is greater for smaller r_x values. This is expected, since rising anisotropy decreases the critical temperature. Also, greater valued r_x curve lies below the smaller valued r_x curve (again for $r_x \neq 0.0$). Since HLA is different from zero for the ferromagnetic phase, all these results are expected. Lower anisotropy means greater critical temperature, i.e. for a certain value of r_x , system stays in a ferromagnetic phase for a wider range of r_y . Here, an interesting result is the broad maximum behavior of the HLA with r_y . Rising r_y

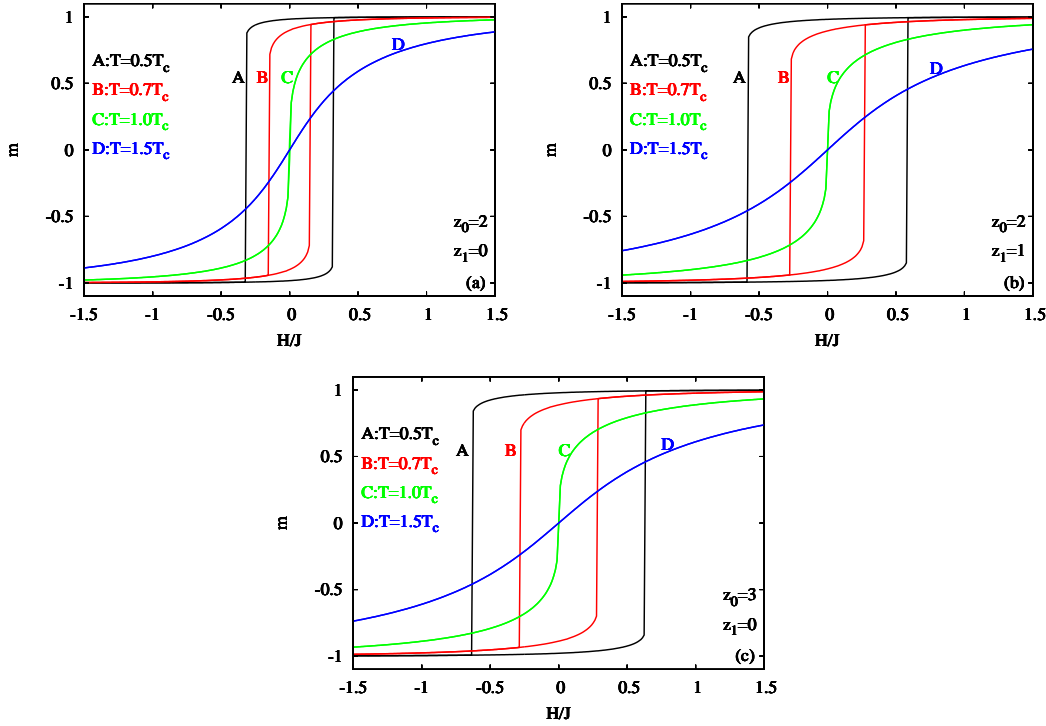


Figure 1: Hysteresis loops for the isotropic quantum Heisenberg model with selected values of temperature for (a) honeycomb (b) Kagome and (c) square lattices.

decreases the critical temperature of the system then it is expected that for a certain temperature within the ferromagnetic region, rising r_y regularly decreases the HLA. But HLA curve shows a slightly rising trend then exhibit a broad maximum and finally decreases, as r_y rises. We note that $r_x = 0.0$ curve intersects the other curves. This curve is related to the XY type system and shows different behavior than the others. For $r_x = 0.0$ curve, we can mention that when r_y rises, HLA decreases continuously.

The broad maximum behavior of the HLA curves has to show itself in the behavior of CF and RM, since HLA is related with both of them. The variation of CF and RM with the r_y for the anisotropic quantum Heisenberg model with selected values of r_x for three different lattices can be seen in Figs. 4 and 5, respectively. Firstly, we can see from Figs. 4 and 5 that, changing anisotropy in exchange interaction may not effect the symmetry of the hysteresis curves. Symmetry property of the curves in Figs. 4 and 5 can be regarded as a clue of the symmetry properties of the related hysteresis curves with respect to the origin. Actually, one can see by plotting the hysteresis curves for different anisotropy values that all hysteresis curves are symmetric about the origin. Beside these, the broad maximum behavior of the HLA curves with r_y can be seen in these curves. We can see from the Fig. 4 that CF for a certain value of r_x (which is different from zero) has also broad maximum behavior and from Fig. 5 we can observe the same behavior for the RM characteristics. The divergence rate of curves corresponding to various r_x values for a honeycomb lattice is greater than the other two lattices both for CF (Fig. 4) and RM (Fig. 5). In addition, the 'sensitivity' of a certain r_x value curve to the change of r_y is greater for the large r_x valued curves. Again $r_x = 0.0$ curve (which is related to the XY type system) intersects the other curves.

Lastly, in order to see the effect of the anisotropy in exchange interaction on the HLA from a different point of view, we draw the equally-valued HLA curves in a (r_x, r_y) plane in Fig. 6.

Firstly, as one can see from Fig. 6 that, all equally valued HLA curves are symmetric with respect to $r_x = r_y$ line. This is because of the invariance of the formulation under the transformation $r_x \leftrightarrow r_y$, as mentioned before. We can mention about three different behaviors of the (r_x, r_y) pairs which holds the HLA constant, seen as the portions of the curves as i) which have positive slope

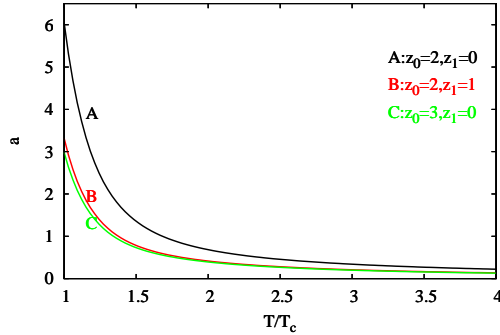


Figure 2: Variation of the $\tanh(aH)$ fit results of the hysteresis loops for the isotropic quantum Heisenberg model in paramagnetic phase with the reduced temperature (T/T_c) for the (A) honeycomb (B) Kagome and (C) square lattices.

with respect to r_x axes, ii) which have negative slope with respect to r_x axes, and iii) which have an infinite slope with respect to r_x axes. These three different behaviors correspond to three different regimes of the effect of the anisotropy in the exchange interaction: i) both of increasing r_x and r_y may give the same HLA value, ii) increasing r_x and decreasing r_y may give the same HLA value, iii) increasing r_y and fixed r_x may give the same HLA value. These three different regimes occur at some specific regions of (r_x, r_y) plane depending on the lattice type. The behavior i) occurs for the small values of r_y , while r_y rises behavior ii) appears instead of behavior i). Behavior iii) may occur on the square lattice for the little valued HLA curve (see Fig. 6 (c), $HLA = 0.25$ curve). We can see from Fig. 6 that as we move from a greater valued HLA curve to a smaller valued HLA curve, for a certain lattice, the related curve starts to cover wider regions in the (r_x, r_y) plane. This means that, greater valued HLA occurs in a narrow region of (r_x, r_y) plane, and these region covers small valued anisotropy in the exchange interaction. In addition, as we move from a greater valued HLA curve to a smaller valued HLA curve, behavior ii) starts to cover wider portions of the curves. This can be seen by comparing successive curves in e.g. Fig. 6 (b). As we can see from Fig. 6, for a certain value of HLA, square lattice has longer curve with respect to Kagome lattice and Kagome lattice has longer loop than the honeycomb lattice in the (r_x, r_y) plane.

5 Conclusion

In conclusion, the effect of the anisotropy in the exchange interaction on the hysteresis loops within the anisotropic quantum Heisenberg model has been investigated with the effective field theory for two spin cluster. Instead of plotting the hysteresis loops for different possible values of the anisotropy values, they have been treated based on three fundamental properties HLA, CF and RM.

Firstly, in order to represent the behavior of the hysteresis loops with temperature, we have examined this dependence in isotropic model. The effect of the lattice types on the behavior of the hysteresis loops with temperature have also been investigated for both ferromagnetic and paramagnetic phases.

Moreover, the effect of the anisotropy in the exchange interaction on the hysteresis loops via concerning the HLA, CF and RM features have been investigated for three different lattice types in the ferromagnetic phase. We can say that all of these properties have qualitatively the same behavior with varying r_y for selected values of reduced temperature (T/T_c) and r_x , except the case $r_x = 0.0$. As r_y increases then HLA (also CF and RM) slightly increases then it (also CF and RM) reaches a broad maximum region then further increasing r_y causes a decrease in HLA (also CF and RM). After a certain value of the r_y , these properties reaches to zero. This special r_y value depends on the lattice type, reduced critical temperature and value of r_x . We have fixed the temperature as $T/T_c = 0.5$ in our investigation for the anisotropic model. All these properties

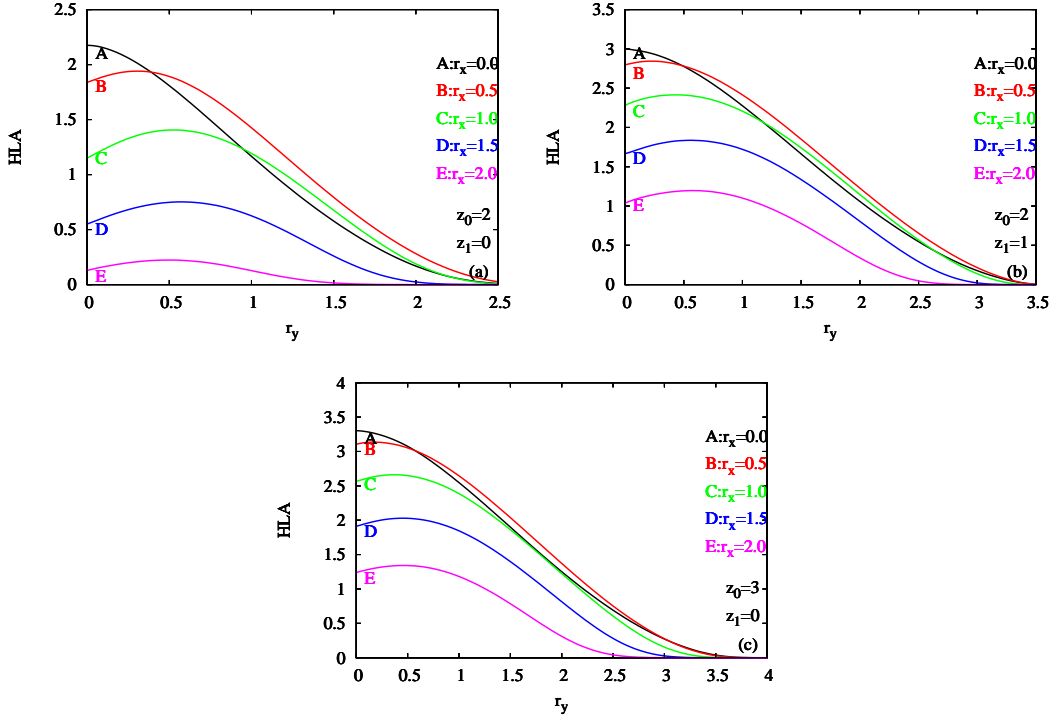


Figure 3: The variation of the hysteresis loop areas with r_y for the anisotropic quantum Heisenberg model with selected values of r_x for (a) honeycomb (b) Kagome and (c) square lattices. The temperature is $T = T_c/2$

of the hysteresis loops vanishes just after the critical temperature of the related anisotropic system (i.e. critical temperature for r_x, r_y values) and we know that the critical temperature decreases with increasing anisotropy in the exchange interaction (i.e. increasing r_x, r_y). Hence, we conclude that for the mentioned special r_y value, (r_x, r_y) pair gives the critical temperature of the system as $0.5T_c$ where T_c is the critical temperature of the related isotropic model. In conclusion, we can not say directly that rising anisotropy in the exchange interaction decreases the HLA, CF and RM in anisotropic quantum Heisenberg model. This is only valid for the XY model (see the curves labeled by A in Figs. 3,4 and 5). In the case of the anisotropic quantum Heisenberg model, behavior of these properties with r_y depends on the r_x value.

We hope that the results obtained in this work may be beneficial from both theoretical and experimental point of view.

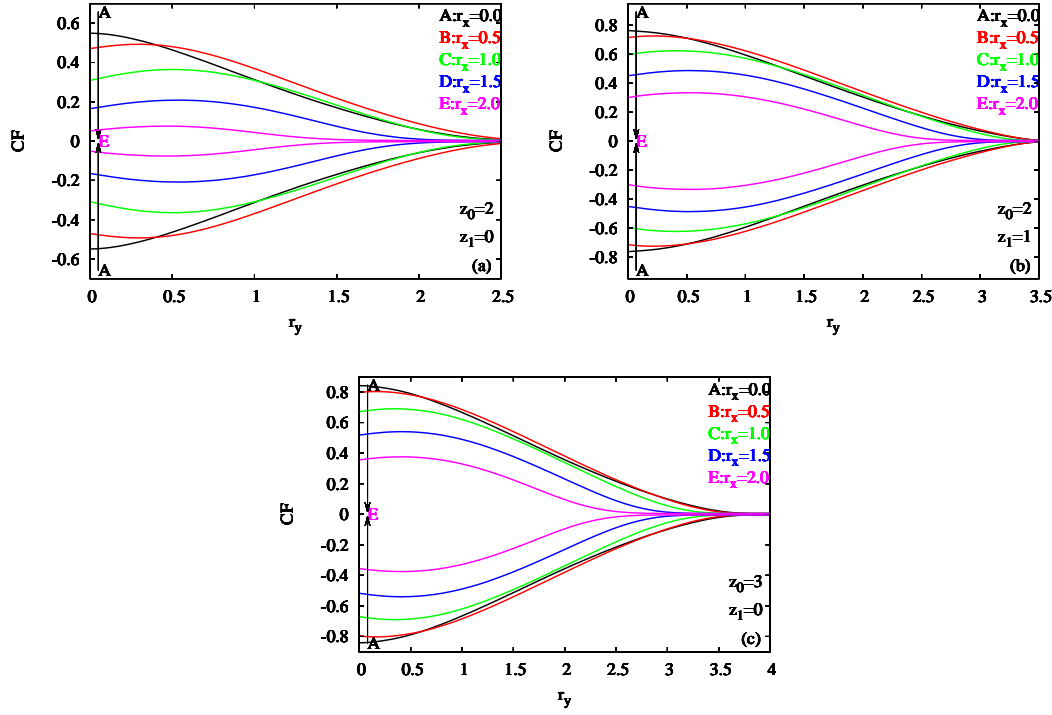


Figure 4: The variation of the coercive field values with r_y for the anisotropic quantum Heisenberg model with selected values of r_x for (a) honeycomb (b) Kagome and (c) square lattices. The temperature is $T = T_c/2$

References

- [1] D. V. Dmitriev, V. Ya. Krivnov, A. A. Ovchinnikov, A. Langari, Journal of Experimental and Theoretical Physics, **95**, 538 (2002).
- [2] D. V. Dmitriev, V. Ya. Krivnov, Phys. Rev. B **70**, 144414 (2004).
- [3] Shun-Qing Shen, F. C. Zhang, Phys. Rev. B **66**, 172407 (2002).
- [4] M. Holschneider, W. Selke, R. Leidl, Phys. Rev. B **72**, 064443 (2005).
- [5] Ai-Yuan Hu, Yuan Chen, Qin Wang, Physics Letters A **375**, 927 (2011).
- [6] Ai-Yuan Hu, Yuan Chen, Li-Jun Peng, J. Magn. Magn. Mater. **313**, 366 (2007).
- [7] P. Shukla, R. S. Kharwanlang, Phys. Rev. E **81**, 031106 (2010).
- [8] P. Shukla, R. S. Kharwanlang, Phys. Rev. E **83**, 011121 (2011).
- [9] Y. Z. Shao, C. H. Shek, J. K. L. Lai, Phys. Stat. Sol. B **214**, R11 (1999).
- [10] X. Chen, Y. B. Guo, H. Yu, and J.-M. Liu, J. Appl. Phys. **100**, 103905 (2006).
- [11] Y. B. Guo, X. Chen, J.-M. Liu, J. Appl. Phys. **101**, 053915 (2007).
- [12] R. Honmura, T. Kaneyoshi J. Phys. C **12**, 3979 (1979).
- [13] H.B. Callen Phys. Lett. **4**, 161 (1963).
- [14] H. Suzuki Phys. Lett **19**, 267 (1965).

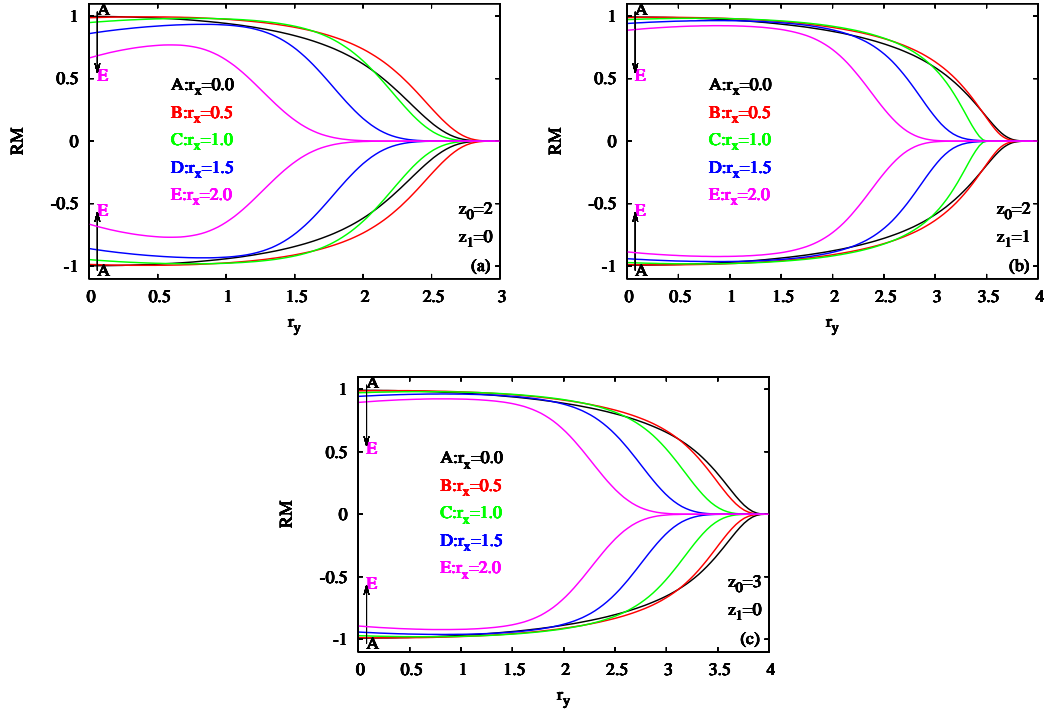


Figure 5: The variation of the remanent magnetization values with r_y for the anisotropic quantum Heisenberg model with selected values of r_x for (a) honeycomb (b) Kagome and (c) square lattices. The temperature is $T = T_c/2$

- [15] T. Kaneyoshi, Acta Phys. Pol. A **83**, 703 (1993).
- [16] A. Bobák, M. Jaščur Phys. Stat. Sol. B **135**, K9 (1986).
- [17] T. Idogaki, N. Uryû Physica A **181**, 173 (1992).
- [18] J. Mielnicki, G. Wiatrowski, T. Balcerzak, J. Magn. Magn. Mater **71**, 186 (1988).
- [19] Ijanílio G. Araújo, J. Cabral Neto, J. Ricardo de Sousa Physica A **260**, 150 (1998).
- [20] J. Ricardo de Sousa, Douglas F. de Albuquerque Physica A **236**, 419 (1997).
- [21] J. Ricardo de Sousa, Physica A **256**, 383 (1998).
- [22] Y. Miyoshi, A. Tamaka, J.W. Tucker, T. Idogaki J. Magn. Magn. Mater. **205**, 110 (1999).
- [23] T. Idogaki, A. Tanaka, J.W. Tucker J. Magn. Magn. Mater. **177-181**, 773 (1998).

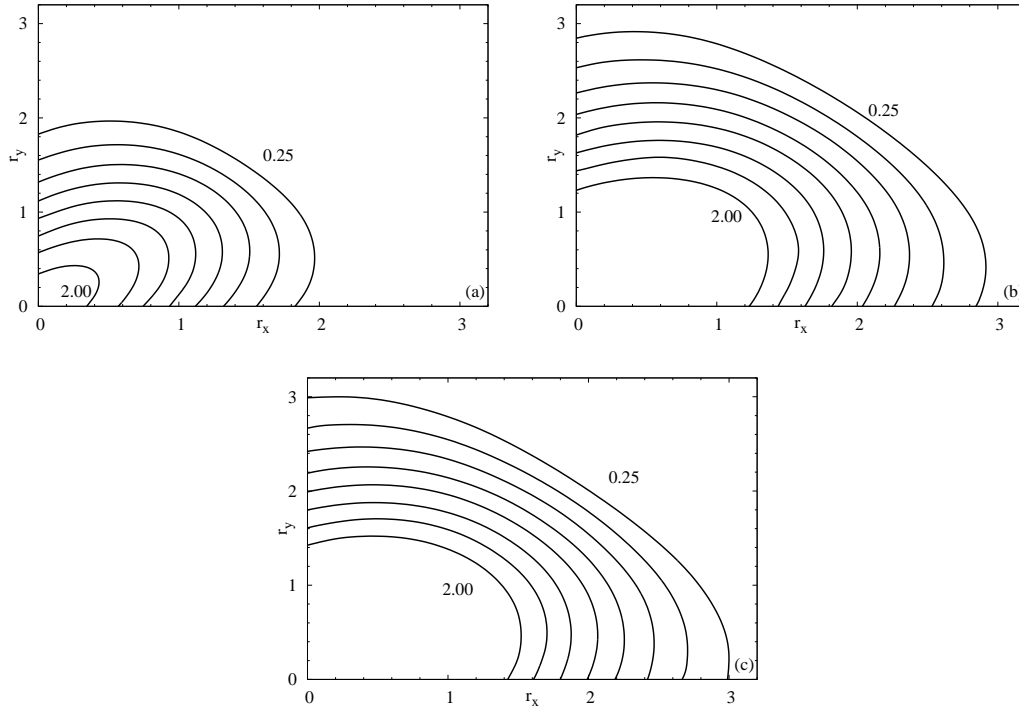


Figure 6: Contour plots of the equally valued hysteresis loop areas in a r_x, r_y plane for the anisotropic quantum Heisenberg model for (a) honeycomb (b) Kagome and (c) square lattices. The temperature is $T = T_c/2$. The inner curve stands for the value of the HLA 2.00 while the outer one is 0.25. Between these two curves each successive curve corresponds to an increment of 0.25.