

Multiscale Adaptive Inference on Conditional Moment Inequalities

Timothy B. Armstrong
Yale University *

Hock Peng Chan
National University of Singapore †

July 23, 2018

Abstract

This paper considers inference for conditional moment inequality models using a multiscale statistic. We derive the asymptotic distribution of this test statistic and use the result to propose feasible critical values that have a simple analytic formula, and to prove the asymptotic validity of a modified bootstrap procedure. The asymptotic distribution is extreme value, and the proof uses new techniques to overcome several technical obstacles. The test detects local alternatives that approach the identified set at the best rate among available tests in a broad class of models, and is adaptive to the smoothness properties of the data generating process. Our results also have implications for the use of moment selection procedures in this setting. We provide a monte carlo study and an empirical illustration to inference in a regression model with endogenously censored and missing data.

1 Introduction

This paper considers inference in conditional moment inequality models based on a multiscale test statistic with certain adaptive power properties. Formally, the model is defined by a

We thank Tze Leung Lai, Joe Romano, Han Hong, Don Andrews, Xiaohong Chen and seminar participants at Yale, UT Austin, Northwestern and the 2012 Greater New York Metropolitan Econometrics Colloquium for helpful comments and Bonny Wang for research assistance. Armstrong acknowledges support from a fellowship from the endowment in memory of B.F. Haley and E.S. Shaw through SIEPR.

*email: timothy.armstrong@yale.edu

†email: stachp@nus.edu.sg

vector of inequality restrictions of the form $E(m(W_i, \theta)|X_i) \geq 0$ almost surely, where m is a known parametric function and inequality is taken elementwise. The set Θ_0 of parameter values that satisfy this set of restrictions is called the identified set, and the goal is to form a test that has good power properties at alternative values of θ near the boundary of the identified set. By testing the null $\theta \in \Theta_0$ for each θ , and inverting these tests, one obtains a confidence region that, for each point in the identified set, contains this point with a prespecified probability (see Imbens and Manski, 2004, for a discussion of this and other notions of inference in this setting). This class of models includes numerous models used in empirical economics, including selection models, regression models with endogenously missing or censored data, and certain models of firm and consumer behavior (see below for references from the literature).

We derive the asymptotic distribution of our test statistic and show how it can be used to obtain feasible critical values. These critical values have the advantage of having a simple analytic formula that can be computed without using simulation. This is particularly useful in applied settings where computational issues can severely limit the applicability of tests that require resampling or simulation to compute critical values. We also prove the asymptotic validity of a modified bootstrap procedure, which we consider in an appendix. While we focus on least favorable critical values, both methods can be used with first stage moment selection procedures.

We provide power results that show that our test detects alternative parameter values that approach the boundary of the identified set at the fastest rate among procedures currently available in the literature. While the power results in this paper are stated for a single underlying distribution and sequence of parameter values satisfying certain conditions, these power comparisons can also be shown to hold in a minimax sense (see Appendix E for a detailed discussion and references to the literature). The test is adaptive in the sense that it achieves these rates for data generating processes with a range of smoothness properties without prior knowledge of these smoothness properties. The test achieves these rates adaptively even without the use of first stage moment selection procedures, and our results show that moment selection procedures have little or no first order effect on power in many settings. While moment selection procedures will have some effect in finite samples, the results suggest that our test is less sensitive to moment selection than many of the procedures available in the literature. This is a particularly positive result for researchers who prefer not to use pre-tests because of computational issues, or because of the introduction of arbitrary user driven parameters.

The test statistic we consider presents several technical obstacles in deriving the asymptotic distribution. Because of the variance weighting, which is needed for our test to have good power properties, the test statistic takes a supremum over a sequence of random processes for which functional central limit theorems do not hold. While similar technical issues have been solved in other settings using approximations by sequences of gaussian processes (see, for example Bickel and Rosenblatt, 1973; Chernozhukov, Lee, and Rosen, 2009), the multiscale nature of our test statistic (as opposed to test statistics based on kernels with a fixed sequence of bandwidths), makes the rate of approximation too poor for our purposes (see Appendix D). In addition, the test statistic we consider takes the supremum over a process that is nonstationary in ways that the previous literature has not dealt with, so even deriving the asymptotic distribution of the supremum of the approximating gaussian process would require new techniques.

To overcome this, we use methods for tail approximations to nonstationary, nongaussian processes, applying them directly to the process in the sample. We use methods from Chan and Lai (2006) to derive tail approximations directly using a combination of moderate deviations results and tail equicontinuity conditions, thereby circumventing the need for strong approximations. We verify these conditions for our test statistic directly, and use these results in the derivation of the extreme value distribution. While verifying these conditions can be challenging, we anticipate that the techniques introduced here will be useful in other problems in econometrics.

1.1 Related Literature

This paper is related to the literature on partial identification and, in particular, the literature on conditional moment inequalities. The tests proposed in this paper are most closely related to those studied by Armstrong (2011b), Armstrong (2014b) and Chetverikov (2012) (the results in the present paper were developed independently and around the same time as the latter paper). Armstrong (2011b, 2014b) considers estimation of the identified set using conservative confidence regions. While those results could be used for the problem considered here, the methods of proof used in that paper lead to extremely conservative critical values that are too large to be useful in most practical settings. Chetverikov (2012) uses a different form of a statistic similar to ours (the supremum is taken only over a finite set of bandwidths and points that cannot grow too quickly) and different methods of proof that avoid deriving an asymptotic distribution or even showing that one exists. From a practical perspective, our method delivers an analytic formula that can be used to compute a critical value that

does not require simulation, and also proves the asymptotic validity of modified bootstrap procedures, while the approach taken in Chetverikov (2012) only allows for the latter result. The analytic formula for the critical value also allows for more precise power results, both for the bootstrap and non-bootstrap version of the procedure. On the other hand, the method in Chetverikov (2012) allows for better conditions for moment selection procedures. (While we do not consider moment selection explicitly, our methods could be extended to this case. However, the rate at which the set of selected moments can shrink is inherently constrained by our methods. See Section 3.1 for more on moment selection procedures). The methods used in that paper also give higher order coverage results for the bootstrap procedure (while extensions to our method have been shown to give higher order improvements in other contexts, we do not pursue this in this paper; see Appendix F).

Papers proposing other approaches to inference on conditional moment inequalities include Andrews and Shi (2013), Kim (2008), Khan and Tamer (2009), Chernozhukov, Lee, and Rosen (2013), Lee, Song, and Whang (2013), Ponomareva (2010), Menzel (2008) and Armstrong (2011a). While these approaches are useful in many settings (for example, settings where point identification is likely, or where the researcher has prior knowledge of certain smoothness properties of the data generating process), they do not achieve optimal power adaptively in the generic set identified case considered here. See Appendix E for details and a formal statement.

This paper is also related to the broader literature on partial identification, including the problem of inference on finitely many unconditional moment inequalities. Articles that consider this problem include Andrews, Berry, and Jia (2004), Andrews and Jia (2008), Andrews and Guggenberger (2009), Andrews and Soares (2010), Chernozhukov, Hong, and Tamer (2007), Romano and Shaikh (2010), Romano and Shaikh (2008), Hansen (2005), Bugni (2010), Beresteanu and Molinari (2008), Moon and Schorfheide (2009), Imbens and Manski (2004) and Stoye (2009). In addition, there have been a number of applications of partial identification, including the conditional moment inequality models considered here, going back at least to Manski (1990). There are too many references to name all of them here, but papers include Pakes, Porter, Ho, and Ishii (2006), Manski and Tamer (2002), and Ciliberto and Tamer (2009).

From a technical standpoint, this paper is related to other papers deriving extreme value results for supremum statistics. The literature goes back at least to Bickel and Rosenblatt (1973), and includes recent papers such as Chernozhukov, Lee, and Rosen (2009). The arguments used in the proof in this paper are substantially different, as they do not use intermediate approximations by gaussian processes. As discussed in more detail in Section

2, the multiscale nature of the test statistic considered here makes the rates in these approximations too poor for our purposes. Our result also differs in that the test statistic we consider takes a supremum over a process that is nonstationary in ways not considered in the previous literature. While extreme value results have been derived for nonstationary processes (see, for example, Lee, Linton, and Whang, 2009), these results use other aspects of the structure of these problems that do not apply in our case.

The test statistic considered in this paper is related to scan statistics considered in the statistics literature. This paper is also related to the literature on adaptive inference. In particular, Dümbgen and Spokoiny (2001) apply a similar approach to ours in a one dimensional gaussian setting. This paper contributes to these literatures by deriving extreme value approximations in a setting with a multidimensional, nongaussian, nonstationary process, which requires new techniques for the same reasons described above. Spokoiny (1996) and Horowitz and Spokoiny (2001) propose different tests for a related goodness of fit testing problem. Those authors consider adaptivity with respect to a different class of alternatives than the one in this paper, leading to a different approach. In particular, Horowitz and Spokoiny (2001) consider minimax rates with respect to L_2 distance in a two-sided testing problem. Our test is tailored toward the goal of inverting the test to form a confidence region for the parameter θ , and has good power properties when one considers Euclidean distance of alternative parameter values θ to the identified set Θ_0 (see Appendix E for further discussion).

1.2 Notation and Plan for Paper

We use the following notation throughout the rest of the paper. For observations $\{Z_i\}_{i=1}^n$, the sample mean of a function g is given by $E_n g(Z_i) \equiv \frac{1}{n} \sum_{i=1}^n g(Z_i)$. Inequalities are defined for vectors as holding elementwise and, for a vector x and a scalar b , we write $x \geq b$ iff. all components of x are greater than equal to b . For vectors a and b , $a \wedge b$ is the elementwise minimum, and $a \vee b$ is the elementwise maximum. We use $a_n \sim b_n$ to denote the statement that $a_n/b_n \rightarrow 1$.

The rest of the paper is organized as follows. Section 2 describes the setup and gives the main asymptotic distribution result. Section 3 derives critical values for the test based on this result. Section 4 provides results on the power of the test. Section 5 reports the results of a monte carlo study. Section 6 reports the results of an illustrative empirical application. Section 7 concludes. Appendices to the main text contain proofs of the results in the main text, as well as some additional results mentioned in the main text, including versions of

some of the results from the body of the paper that incorporate uniformity in the underlying distribution and a comparison of the power properties of the test with other procedures in the literature.

2 Setup and Asymptotic Distribution

We observe iid data $\{X_i, W_i\}_{i=1}^n$ where $X_i \in \mathbb{R}^{d_x}$ and $W_i \in \mathbb{R}^{d_w}$. We wish to test the null hypothesis

$$E(m(W_i, \theta)|X_i) \geq 0 \quad \text{a.s.} \quad (1)$$

where $m : \mathbb{R}^{d_w} \times \Theta \rightarrow \mathbb{R}^{d_y}$ is a known measurable function and $\theta \in \Theta \subseteq \mathbb{R}^{d_\theta}$ is a fixed parameter value. We use the notation $\bar{m}(\theta, x)$ to denote a version of $E(m(W_i, \theta)|X_i = x)$. Typically, the null (1) is tested for each value of θ in order to obtain a confidence region for parameters that are consistent with the model. The model may not be point identified, in the sense that there may be more than one value of θ consistent with (1), and the tests in this paper are specifically geared towards this case. In general, we denote by Θ_0 the identified set of parameter values that are consistent with the restrictions in (1):

$$\Theta_0 \equiv \{\theta \in \Theta | E(m(W_i, \theta)|X_i) \geq 0 \text{ a.s.}\}.$$

While the above setup considers only a single probability distribution, this is only for notational convenience. We show in Appendix A that our test controls the asymptotic size uniformly over appropriate classes of underlying distributions.

We note that, while the above setup is written in terms of a parametric model $m(W_i, \theta)$, our methods apply more generally to test the inequality $E(Y_i|X_i) \geq 0$ a.s., where Y_i is any random variable satisfying certain regularity conditions below. The reason we impose this additional structure is that our tests are designed to have good power properties for values of θ that violate the null, but are near the identified set Θ_0 of parameters that satisfy the null. Since our goal is to distinguish parameter values in Θ_0 from nearby parameter values outside of Θ_0 , we state our power results in terms of sequences of parameter values and the rate at which they approach the boundary of Θ_0 (see Section 4). By deriving our results in terms of alternative parameter values rather than abstract notions of distances of data generating processes, we obtain power results that are immediately applicable to assessing the statistical accuracy of confidence regions based on our tests in economic models (see

Appendix E for further discussion).

Consider the test statistic $T_n = (T_{n,1}, \dots, T_{n,d_Y})$ where

$$T_{n,j} = T_{n,j}(\theta) \equiv \left| \inf_{I(s,t) \subseteq \hat{\mathcal{X}}, t \geq t_n} \frac{E_n m_j(W_i, \theta) I(s < X_i < s + t)}{\hat{\sigma}_{n,j}(s, t, \theta)} \right|_-,$$

t_n is a sequence of scalars going to zero (the condition $t \geq t_n$ is interpreted as stating that all components of t are greater than or equal to t_n), $\hat{\mathcal{X}}$ is the convex hull of $\{X_i\}_{i=1}^n$, $I(s, t) = [s_1, s_1 + t_1) \times \dots \times [s_{d_X}, s_{d_X} + t_{d_X})$ and

$$\hat{\sigma}_{n,j}^2(s, t, \theta) \equiv E_n m_j(W_i, \theta)^2 I(s < X_i < s + t) - [E_n m_j(W_i, \theta) I(s < X_i < s + t)]^2.$$

We can form a test by rejecting for large values of $S_n = S(T_n)$, where $S : \mathbb{R}^{d_Y} \rightarrow \mathbb{R}$ is some function that is nondecreasing in each argument. For concreteness, we take S to be function that takes the maximum of the components of T_n :

$$S_n = S_n(\theta) = \max_{1 \leq j \leq d_Y} T_{n,j}(\theta).$$

It is worth commenting on the properties of this test statistic that differ from other statistics for this problem, and how they lead to optimal power properties for set identified models. We discuss this briefly here, and refer the reader to Appendix E and Armstrong (2014a) for details. In testing $E(m(W_i, \theta)|X_i) \geq 0$ a.s., one can use essentially any test statistic that estimates $E(m(W_i, \theta)|X_i)$ and takes some function of this that is large in magnitude when this estimate is negative for some value of x . Most conditional mean estimates can be thought of as using an instrumental variables approach, where the inequality $E(m(W_i, \theta)|X_i) \geq 0$ a.s. is transformed into a set of inequalities $Em(W_i, \theta)g(X_i) \geq 0$ where g ranges over a set \mathcal{G}_n that is infinite or increases with the sample size (e.g., a kernel estimator does this with the functions g given by $h((X_i - x)/h_n)$ where h_n goes to zero at some rate and x ranges over the support of X_i) and the inequality may only hold approximately if g is not positive everywhere (e.g. if higher order kernels or sieves are used). Once a class \mathcal{G}_n is decided on, one faces the decision of how to transform estimates of $Em(W_i, \theta)g(X_i)$ into a statistic that is positive and large in magnitude whenever one of these estimates is negative and large in magnitude. This includes deciding on how to weight each function g , and how to combine them. For the latter problem, one can take some power of the negative part of the test statistic and add or integrate these over g (a Cramer-von Mises or CvM style approach), or take the maximum or supremum of the negative part (a Kolmogorov-Smirnov

or KS approach). In addition, since the null space is composite, one faces a choice in how to pick the critical value, and, in particular, whether to choose a critical value based on the least favorable distribution in the null space where $E(m(W_i, \theta)|X_i = x) = 0$ for all x , or whether to use a pre-testing procedure that determines where the equality may hold and uses smaller critical values based on the results of this procedure.

In sum, one faces the decision of (1) which instruments (or kernels or sieves, etc.) to use, (2) how to weight them, (3) how to combine them (integration or summing, or taking the supremum) and (4) how to choose the critical value. For (1), our test statistic uses a class of product kernels with all possible bandwidths above a cutoff. Using a class of functions with multiple scales, rather than a kernel function with a single bandwidth, allows the test to find the optimal bandwidth adaptively for a range of smoothness conditions. For (2), the test statistic S_n weights each function by its standard deviation. This weighting is essential in allowing the test statistic to find the instrument function that balances bias and variance in an optimal way for detecting a given alternative, and the improvement in power in the set identified case can be thought of as an optimal weighting result for moment inequality models.

For (3) our test statistic uses a supremum (KS) criterion rather than a criterion based on sums or integrals (a CvM criterion). To understand why a KS approach leads to more power than a CvM approach for the alternatives considered here, it is helpful to consider the relationship between the nonsimilarity of these tests on the boundary of the identified set and power at nearby alternatives. If a test statistic behaves differently depending on where $\bar{m}(x, \theta) = 0$, then using the most conservative critical value will lead to poor power in cases where nearby parameter values in the null space lead to the inequality binding on a small set. While moment selection procedures can help alleviate this, they can be computationally costly, and the versions of these procedures proposed in the literature often contain tuning parameters that prevent the critical value from being too small under alternatives of the form considered in this paper (e.g. Andrews and Shi, 2013 introduce a tuning parameter that prevents their critical value from shrinking to zero at a faster rate than \sqrt{n} which, as shown by Armstrong, 2011a, leads to a decrease in the rate at which local alternatives can approach the identified set and still be detected). KS statistics are less sensitive to which moments bind since the supremum of k sample means increases at a $\sqrt{\log k}$ rate, while the sum of the positive part increases at a polynomial rate in k . Thus, by using a KS criterion, our test statistic achieves good power without requiring moment selection procedures, and the power of the test is less sensitive to these procedures, so that the decision (4) has less

impact on the power of the test.

We impose the following conditions.

Assumption 2.1.

a.) *The distribution of $m(W_i, \theta)$ conditional on X_i satisfies the following conditions.*

i.) *There exists a $\lambda > 0$ and a constant M_λ such that*

$$E(\exp(\lambda|m_j(W_i, \theta)|)|X_i) < M_\lambda \text{ a.s. all } 1 \leq j \leq d_Y.$$

ii.) *$\text{var}(m_j(W_i, \theta)|X_i = x)$ is positive and continuous in x for all j .*

iii.) *$\text{corr}(m_j(W_i, \theta), m_k(W_i, \theta)|X_i = x)$ is bounded away from 1 for all $j \neq k$.*

b.) *The support \mathcal{X} of X_i is a compact, convex Jordan measurable set with strictly positive measure, and X_i has a density f that is bounded away from zero on \mathcal{X} .*

c.) *$t_n \rightarrow 0$ and $nt_n^{d_X}/|\log t_n|^4 \rightarrow \infty$.*

Part (a) imposes regularity conditions on the moments of $m(W_i, \theta)$. It is worth noting that, while we impose some mild smoothness assumptions on the conditional variance, we place no assumptions on the smoothness of the conditional mean. Thus, while the power of our test depends on the smoothness properties of the conditional mean, our test is robust to very nonsmooth data generating processes. The convexity assumption in part (b) is imposed to simplify certain parts of the proof, and could be relaxed. Note that, while part (b) rules out cases where $X_i = (X'_{i,1}, X'_{i,2})'$, where $X_{i,1}$ is continuously distributed and $X_{i,2}$ is discretely distributed on some set $\{x_1, \dots, x_k\}$, this can be accommodated by redefining X_i to be $X_{i,1}$, redefining W_i to be $(W'_i, X_{i,2})$, and redefining m to be the $\mathbb{R}^{d_Y \cdot k}$ -valued function with $d_Y \cdot (\ell - 1) + j$ th component given by $m_j(W_i, \theta)I(X_{i,2} = x_\ell)$. The condition on t_n in part (c) is, up to the $|\log t_n|$ term, the best possible rate (see Section D).

The following theorem gives the asymptotic distribution of this test statistic, and provides feasible critical values that can be calculated analytically. For a version of this theorem that incorporates uniformity in the underlying distribution, we refer the reader to Appendix A.

Theorem 2.1. *Suppose that the null hypothesis (1) and Assumption 2.1 hold for θ . Let $\hat{c}_n = \text{vol}(\hat{\mathcal{X}})/t_n^{d_X}$ and let $a(\hat{c}_n) = (2n \log \hat{c}_n)^{1/2}$ and $b(\hat{c}_n) = 2 \log \hat{c}_n + (2d_X - 1/2) \log \log \hat{c}_n - \log(2\sqrt{\pi})$. Then, for any vector $r \in \mathbb{R}^{d_Y}$,*

$$\liminf_n P(a(\hat{c}_n)T_n - b(\hat{c}_n) \leq r) \geq P(Z \leq r)$$

where Z is a d_Y dimensional vector of independent standard type I extreme value random variables. If, in addition $\bar{m}_j(\theta, x) = 0$ for all $x \in \mathcal{X}$ and $j = 1, \dots, d_Y$, then

$$a(\hat{c}_n)T_n - b(\hat{c}_n) \xrightarrow{d} Z.$$

3 Inference

An immediate consequence of Theorem 2.1 is a method for choosing feasible critical values for the test statistic $S_n(\theta)$ that can be computed analytically. By Theorem 2.1, $a(\hat{c}_n)S_n - b(\hat{c}_n)$ is asymptotically bounded by a random variable that is the maximum of d_Y standard type I extreme value random variables. By the properties of extreme value random variables, this distribution is itself type I extreme value, with cdf $\exp(-d_Y \exp(-r))$. Some calculation leads to the rejection rule

$$\text{reject if } S_n(\theta) > \hat{q}_{1-\alpha} \quad \text{where } \hat{q}_{1-\alpha} \equiv \frac{\log(d_Y) - \log(-\log(1 - \alpha)) + b(\hat{c}_n)}{a(\hat{c}_n)}. \quad (2)$$

It follows from Theorem 2.1 that this test is asymptotically level α . We record this result in the following theorem.

Theorem 3.1. *Suppose that the null hypothesis (1) holds for θ and that Assumption 2.1 holds. Let $\hat{q}_{1-\alpha}$ be as defined in (2). Then*

$$\limsup_n P(S_n(\theta) > \hat{q}_{1-\alpha}) \leq \alpha.$$

If, in addition, $\bar{m}_j(\theta, x) = 0$ for all $x \in \mathcal{X}$ and $j = 1, \dots, d_Y$, then

$$P(S_n(\theta) > \hat{q}_{1-\alpha}) \rightarrow \alpha.$$

While the critical value given in (2) gives a valid asymptotically level α test, this critical value is based on extreme value approximations that may perform poorly in finite samples in certain situations. While our monte carlos suggest that the analytic critical values perform well in many cases encountered in practice, we consider other methods, including a bootstrap or simulation based approach, in Appendix F. While our results in Appendix F do not give a formal result showing an improvement in coverage accuracy, similar methods have been shown to lead to higher order improvements in the coverage accuracy in other settings (see Appendix F for details and references to the literature).

3.1 Moment Selection Procedures and the Choice of t_n

The rejection probabilities of the tests defined above will converge to α when the conditional mean $\bar{m}_j(\theta, x)$ is equal to zero for all $x \in \mathcal{X}$ for all j . If these inequalities only bind on a subset of \mathcal{X} , the rejection probability will be strictly less than α , and it would seem that there would be the potential for large power improvements at nearby alternatives by using a smaller critical value that take this into account. Perhaps surprisingly, it turns out that there will be no first order power improvement from doing this in cases where the subset on which the conditional moments bind has positive probability (in certain cases where the binding subset has zero probability, our test loses a $\log n$ term in the rate at which local alternatives can approach the identified set and be detected, while certain other approaches lose a polynomial term; see Armstrong, 2011a, 2014b). While this result should certainly not be taken to mean that the effect on power will be always be negligible in finite samples, the result suggests that our procedure will be less sensitive to moment selection than other procedures in the literature for which moment selection has a large effect on power asymptotically (see, for example Armstrong, 2011a; Andrews and Shi, 2013).

To see why this holds, first, note that, it can be shown that, if for some set $\tilde{\mathcal{X}}$, $\bar{m}_j(\theta, x) > 0$ for all $x \notin \tilde{\mathcal{X}}$ and $j = 1, \dots, d_Y$, the first display of Theorem 2.1 will hold with $\tilde{\mathcal{X}}$ replacing \mathcal{X} . Thus, if we use prior knowledge of such a set $\tilde{\mathcal{X}}$ with strictly positive volume, or find such a set with a first stage test, we would obtain a critical value $\hat{q}_{1-\alpha}$ with \mathcal{X} replaced by $\tilde{\mathcal{X}}$. But note that, regardless of $\tilde{\mathcal{X}}$, we have, letting $\tilde{q}_{1-\alpha}$ be the critical value formed with $vol(\tilde{\mathcal{X}})$ in place of $vol(\hat{\mathcal{X}})$

$$\frac{\tilde{q}_{1-\alpha}}{(2 \log t_n^{-d_X})^{1/2} / n^{1/2}} \rightarrow 1.$$

Thus, even with prior knowledge of the contact set, the contact set would have only a second order effect on the critical value.

The above calculations can also be used to understand the effect of the choice of the minimal window width t_n on the power of the test. Suppose that t_n is chosen proportional to $n^{-\delta}$ for some $0 < \delta < 1$. Then, by the same calculations, we will have

$$\frac{\hat{q}_{1-\alpha}}{(2d_X \delta \log n)^{1/2} / n^{1/2}} \xrightarrow{p} 1.$$

As shown in Section 4, larger values of δ are required to obtain optimal power properties for less smooth conditional means. While choosing a larger value of δ does not affect the

rate at which local alternatives can approach the null space and be detected (the test is adaptive with t_n decreasing as quickly as allowed), it does have a non negligible effect on power through larger critical values. If t_n is chosen as $n^{-\delta_2}$ for some value δ_2 instead of some other value δ_1 where $\delta_1 > \delta_2$, the critical value will increase by a factor of $(\delta_1/\delta_2)^{1/2}$.

It can also be shown that, letting $\bar{q}_{1-\alpha}$ be the critical value for a test that only takes the infimum over all s with t fixed at t_n (i.e. a test that uses the kernel approach considered in Chernozhukov, Lee, and Rosen (2013) and Ponomareva (2010)), we have $\hat{q}_{1-\alpha}/\bar{q}_{1-\alpha} \rightarrow 1$. Thus, considering larger bandwidths only has a second order effect on the critical value when using the multiscale approach in this paper. By examining the critical values derived in Chernozhukov, Lee, and Rosen (2013), it can also be seen that the discussion above regarding the effect of “moment selection” on the critical value applies to these tests as well: the critical value converges to the same constant at the same scaling regardless of the set $\tilde{\mathcal{X}}$ so long as it has positive measure.

4 Local Power

This section derives asymptotic approximations to power functions by considering the power of these tests under sequences of alternative parameter values that approach the boundary of the identified set. While we consider a single underlying distribution P and sequence of local alternatives, Armstrong (2014b) shows that the test has power approaching one uniformly over certain classes of underlying distributions and parameters that are bounded away from the identified set by a sequence that approaches zero at the same rate (technically, the results in Armstrong, 2014b, apply to a slightly different test where the truncation is done in a different way, but the results can be shown to apply to the version of the test considered here as well). Armstrong (2014a) shows that, under additional regularity conditions, several other tests considered in the literature perform strictly worse under the alternatives considered in this section, and in the uniform sense described above. Appendix E gives a more detailed description of these results and power comparisons with other tests in the literature.

Consider a parameter value θ_0 on the boundary of the identified set, and a sequence of local alternatives given by $\theta_n = \theta_0 + ar_n$ for some vector $a \in \mathbb{R}^{d_\theta}$ and some sequence of scalars $r_n \rightarrow 0$. We impose the following conditions (see Armstrong, 2014b, for verification in several examples of a set of conditions that imply Assumption 4.1).

Assumption 4.1.

- a.) $\bar{m}(\theta, x)$ is differentiable in θ with derivative $\bar{m}_\theta(\theta, x)$ that is continuous as a function of θ uniformly in (θ, x) .
- b.) For some γ, C, j and $x_0 \in \mathcal{X}$, we have $\bar{m}_j(\theta_0, x_0) = 0$ and, for all x in a neighborhood of x_0 ,

$$|\bar{m}_j(\theta_0, x) - \bar{m}_j(\theta_0, x_0)| \leq C\|x - x_0\|^\gamma.$$

Part (b) of Assumption 4.1 is a smoothness condition on the conditional mean under θ_0 . If $\bar{m}_j(\theta_0, x_0) = 0$ for some x_0 , part (b) will hold with $\gamma = 1$ if $\bar{m}_j(\theta_0, x)$ has a continuous first derivative in x , and it will hold with $\gamma = 2$ if $\bar{m}_j(\theta_0, x_0) = 0$ has a continuous second derivative in x and x_0 is on the interior of \mathcal{X} .

The following theorem gives local power results for sequences of local alternatives. To state the results, let $C(\cdot)$ be any bounded function on the unit sphere such that Assumption 4.1 holds with C replaced by $C((x - x_0)/\|x - x_0\|)$. We can always take this function to be a constant function under Assumption 4.1, but, using this notation, we can state power results that are more precise.

Theorem 4.1. *Suppose that Assumption 4.1 holds for θ_0 and that Assumption 2.1 holds with the constants in part (a) uniform over a neighborhood of θ_0 . Let $\theta_n = \theta_0 + ar_n$ for some $a \in \mathbb{R}^{d_\theta}$ and a sequence of scalars $r_n \rightarrow 0$. Suppose that, for some index j such that part (b) of Assumption 4.1 holds for j ,*

$$\begin{aligned} & \liminf r_n \left(\frac{n}{2 \log t_n^{-d_X}} \right)^{\gamma/(d_X+2\gamma)} \\ & > - \left\{ \inf_{s,t} \frac{f(x_0)^{1/2} \int_{u \in \mathcal{U}, s < u < s+t} \left\{ [\bar{m}_{\theta,j}(\theta_0, x_0)a] + C \left(\frac{u}{\|u\|} \right) \|u\|^\gamma \right\} du}{\Sigma_{jj}^{1/2}(x_0) \text{vol}\{u \in \mathcal{U} | s < u < s+t\}^{1/2}} \right\}^{-\gamma/(d_X/2+\gamma)} \end{aligned}$$

where $\mathcal{U} = \cup_{k=1}^\infty (\mathcal{X} - x_0)/r_k$, $\Sigma_{jj}(x) = \text{var}(m_j(W_i, \theta) | X_i = x)$ and the right hand side is taken to be infinity if the infimum in the brackets is zero. Then, if $t_n < \eta(n/\log n)^{-1/(d_X+2\gamma)}$ for small enough η , we will have

$$P(S_n(\theta_n) > \hat{q}_{1-\alpha}) \rightarrow 1.$$

Theorem 4.1 states that, if r_n is given by some constant K times $[2(\log t_n^{-d_X})/n]^{\gamma/(d_X+2\gamma)}$, then the power of the test will converge to one so long as K is strictly greater than the right

hand side of the first display in the theorem. If $\bar{m}_{\theta_j}(\theta_0, x_0)a$ is strictly negative, which will typically be the case as long as θ_n is outside of the identified set, then this result shows that the power of the test approaches one as long as θ_n approaches θ_0 at a $(n/\log n)^{\gamma/(d_X+2\gamma)}$ rate with a large enough scaling. This corresponds to the fastest rate among available procedures even if γ were known, and corresponds to the optimal rate for certain related nonparametric testing problems (see Appendix E for details). Theorem 4.1 shows that our test is adaptive in the sense that it achieves this rate simultaneously for all γ without prior knowledge of γ . Taking t_n to be a log n term times n^{-1/d_X} , the condition that $t_n < \eta(n/\log n)^{-1/(d_X+2\gamma)}$ will be satisfied regardless of γ . Another possibility is to take the smallest value of γ that the researcher thinks is likely, and to choose a value of t_n that is optimal for a particular data generating process and sequence of alternatives with that value of γ . Theorem 4.1 shows that this approach will achieve the optimal rate even if γ is larger than the value used to choose t_n .

Note also that the conditions on r_n depend only on t_n and γ and not on the volume of the set \mathcal{X} or the number of moments d_Y , even though both of these quantities enter the critical value $\hat{q}_{1-\alpha}$. This comes from the fact that $\hat{q}_{1-\alpha}/[(2 \log t_n^{-d_X})^{1/2}/n^{1/2}] \rightarrow 1$ regardless of \mathcal{X} and d_Y , as discussed in Section 3.1. Thus, if Theorem 4.1 applies to show consistency against some sequence of alternatives given by $\theta_0 + ar_n$ with a given set of moment functions $m_j(W_i, \theta)$ for $j = 1, \dots, d_Y$, it will also apply if one adds additional moment functions $m_k(W_i, \theta)$ for $k = d_Y + 1, \dots, d_Y + \ell$ for some $\ell > 0$, even if these moment functions do not contribute to power. We further explore the issue of irrelevant moments in one of our monte carlo designs in Section 5.

5 Monte Carlo

We perform monte carlos with several designs based on a median regression model with potentially endogenously missing data. We consider a missing data model where the conditional median of W_i^* given X_i is given by $q_{1/2}(W_i^*|X_i) = \theta_1 + \theta_2 X_i$, and W_i^* is missing for some observations. Letting $W_i^H = W_i^*$ when W_i^* is observed and ∞ otherwise, this leads to the conditional moment inequality $E[I(\theta_1 + \theta_2 X_i \leq W_i^H) - 1/2|X_i] \geq 0$ a.s. (In practice, one would form another inequality based on a lower bound for W_i^* of $-\infty$ when W_i^* is not observed, but we focus on a single moment inequality here for simplicity. We explore the consequences of including other moments later in this section.)

In each design, we simulate the data from a median regression given by $W_i^* = \theta_1^* + \theta_2^* X_i + u$

for some (θ_1^*, θ_2^*) where $u \sim \text{unif}(-1, 1)$ and $X_i \sim \text{unif}(0, 1)$. We then set W_i^* to be missing with probability $p(X_i)$ independently of W_i^* for some function $p(x)$ (note that, while we generate the data using a parameter value that satisfies missingness at random, the test is designed to give confidence regions that are robust to the failure of this assumption). We consider 3 designs with $\theta_1^* = \theta_2^* = 0$ and $p(x)$ given as follows for each design:

$$\begin{aligned} \text{Design 1: } & p(x) = .1 \\ \text{Design 2: } & p(x) = .02 + 2 \cdot .98 \cdot |x - .5| \\ \text{Design 3: } & p(x) = .02 + 4 \cdot .98 \cdot (x - .5)^2. \end{aligned}$$

Design 1 corresponds to a flat conditional mean, while Designs 2 and 3 correspond to $\gamma = 1$ and $\gamma = 2$ respectively in Assumption 4.1. For each design, we consider the sample sizes $n = 100, 500, 1000$ and the truncation parameters $t_n = n^{-1/5}, n^{-1/3}, n^{-1/2}$ for each sample size. Note that $n^{-1/3}$ is the optimal rate for t_n for Design 2 and $n^{-1/5}$ is the optimal rate for t_n for Design 3, while $t_n = n^{-1/2}$ is smaller than optimal for all three designs, but still achieves the optimal rate for local alternatives by Theorem 4.1.

For each design, we test several parameter values with θ_2 fixed at 0 and θ_1 varying. For a given design, let $\bar{\theta}_1$ be the largest value of θ_1 such that $(\theta_1, 0)$ is in the identified set. First, to examine the finite sample size of the test based directly on the asymptotic distribution, we report monte carlo estimates of the false rejection probability under $(\bar{\theta}_1, 0)$ and Design 1, which corresponds to a least favorable null distribution with the conditional moment inequality equal to zero for all x . This gives an idea of the worst (most liberal) size distortions one can expect from tests based on critical values calculated directly from the asymptotic distribution (at least, in situations similar to the median regressions with potentially endogenously missing or censored data considered here).

Table 1 reports these results. We note that size distortions are generally minimal, except for the smaller sample sizes with the largest value of t_n , particularly with nominal size $\alpha = .1$. As one might expect from the methods used in the derivation of the asymptotic distribution, which rely on tail approximations, the asymptotic approximation performs better for the smaller value of the nominal size α . The fact that size distortions are more severe with the larger $t_n = n^{-1/5}$ is likely a reflection of the fact that, for a fixed nominal size α , the asymptotic approximations depend on t_n being small relative to the support of X_i . In contrast, size distortions are minimal for $t_n = n^{-1/3}$ for most cases considered here.

Next, we examine the power of our test. We report monte carlo estimates of the power of our test for each design and parameters given by $(\bar{\theta}_1 + a, 0)$ for $a = .1, .2, .3, .4, .5$. To

ensure that power is not driven by false rejection under the null, we use critical values based on monte carlo estimates of the finite sample exact least favorable distribution. We report power results for level .05 tests. Tables 2, 3 and 4 report the results. As expected, moving away from the identified set by a given amount generally leads to more power under the designs with smoother conditional means. In addition, the finding that the choice of the truncation parameter t_n doesn't matter much as long as it is small enough appears to be borne out in the monte carlos (e.g. for Design 2, t_n proportional to $n^{-1/3}$ is optimal, and this value of t_n performs best, but choosing $t_n = n^{-1/2}$ gives close to the same power, while $t_n = n^{-1/5}$ gives much worse power).

Tables 2, 3 and 4 also include the monte carlo rejection probability at the null value where $a = 0$ for each design. For Design 1, this corresponds to the least favorable null, so that the rejection probability is equal to size (up to ties in the monte carlo draws). For Designs 2 and 3, the rejection probability at the boundary of the null ($a = 0$) is strictly less than the size. This is expected as well, since the conditional moment inequality is not binding for all values of x .

As discussed in Section 3.1, the critical value will be conservative if one has prior knowledge of values of x and j such that the conditional mean $\bar{m}_j(\theta, x)$ is positive and large enough in magnitude so that these values of x and j do not affect the sampling distribution of the test statistic. To examine this issue using monte carlo data, we consider additional designs where, in addition to observing X_i and W_i^H following one of the data generating processes described above, we observe an additional variable \tilde{W}_i^H , which is known to satisfy $E[I(\theta_1 + \theta_2 X_i \leq \tilde{W}_i^H) - 1/2 | X_i] \geq 0$ a.s., but where \tilde{W}_i^H is large enough in magnitude that this inequality does not affect the sampling distribution of the test statistic under the parameter values considered in the monte carlos.¹

In particular, we assume that \tilde{W}_i^H is independent of X_i and W_i^H with $\tilde{W}_i^H \geq \theta_1 + \theta_2 X_i$ a.s. for all values of (θ_1, θ_2) considered in the monte carlos. We use $\max\{T_{n,1}, T_{n,2}\}$ where $T_{n,1}$ and $T_{n,2}$ are the test statistics formed using each of these moment inequalities, with the same tuning parameters. We then generate critical values based on the distribution where both equalities bind almost surely. This corresponds to $m_1(W_i, \theta)$ and $m_2(W_i, \theta)$ being distributed Bernoulli(1/2) independently of each other and the X_i 's. Note that, $T_{n,1}$ and $T_{n,2}$ are iid under this distribution, so we can compute the critical value as the $(1 - \alpha)^{1/2}$ quantile of the distribution of $T_{n,1}$. Thus, performing the monte carlo analysis with these designs is equivalent to performing the original monte carlo analysis with α replaced by $1 - (1 - \alpha)^{1/2}$.

¹We thank an anonymous referee for suggesting these additional monte carlo designs

Results are reported in Tables 5, 6 and 7. While there is some decrease in power relative to the tests where the irrelevant moment is not included, this decrease in power is relatively small in most cases.

Finally, we consider tests in Chetverikov (2012), which are based on test statistics similar to the one proposed in the present paper, but which include versions of the test that use moment selection procedures. We provide details of the tests in Appendix G. Tables 8, 9 and 10 report the results. Armstrong (2014a) reports the results of a monte carlo analysis of some other tests under the same designs.

The monte carlo results for these tests include two ways of forming the critical value. The plug-in asymptotic (PIA) critical value uses a bootstrap estimate of the distribution of the test statistic when all moments bind, while the generalized moment selection (GMS) critical value uses a pre-test to determine which moments are close to binding. The performance of these tests is generally similar to the tests considered here (depending on the tuning parameter t_n). The power improvement from using critical values based on moment selection (RMS) is small, which confirms the prediction in Section 3.1 that test statistics of this form (both the test proposed by Chetverikov (2012) and the one proposed in the present paper) are not very sensitive to moment selection. This also mirrors the findings in the monte carlo designs reported by Chetverikov (2012), in which the test statistic proposed in that paper has similar power regardless of whether PIA or RMS critical values are used.

6 Empirical Illustration

We apply our methods to a median regression model with endogenously censored and missing data, using data from the Health and Retirement Study. The setup follows Section 9 of Armstrong (2011a), but we repeat it here for convenience. Letting X_i and W_i^* be yearly income and prescription drug expenditures for participant i respectively, we posit the model

$$q_{1/2}(W_i^*|X_i) = \theta_1 + \theta_2 X_i \tag{3}$$

where $q_{1/2}(W_i^*|X_i)$ is the median of W_i^* conditional on X_i .

In this survey, participants who did not report a point value for prescription drug expenditures were given a series of brackets for this variable, resulting in interval censoring for a portion of the observations, and some observations with a completely missing outcome variable. In other words, we do not observe W_i^* , but only observe a random interval $[W_i^L, W_i^H]$ known to contain W_i^* . The data is censored in a way that is likely to violate a missingness

at random or censoring at random assumption: the variable is censored only for those who do not recall how much they spent, and it is likely that remembering how much one spent is correlated with the level of spending itself.

This endogenous censoring problem makes it impossible to estimate (θ_1, θ_2) consistently in general. We construct bounds using the conditional moment inequalities

$$E[m(X_i, W_i^L, W_i^H, \theta) | X_i] \equiv E \left[\begin{array}{c} I(\theta_1 + \theta_2 X_i \leq W_i^H) - 1/2 \\ 1/2 - I(\theta_1 + \theta_2 X_i \leq W_i^L) \end{array} \middle| X_i \right] \geq 0 \quad \text{a.s.} \quad (4)$$

We test (4) at the .05 level using our methods for each value of (θ_1, θ_2) , and report a 95% confidence region that inverts these tests. The resulting confidence region contains the true parameter value with probability at least .95.

We restrict our sample to the 1996 wave of the survey and women with no more than \$15,000 of yearly income who report using prescription medications. The data set also contains observations with a censored covariate (income), but, for illustrative purposes, we focus on endogenous censoring of the outcome variable and throw away observations where income is missing or censored (this is valid if remembering prescription drug expenditures is not correlated with income, but may be correlated with spending itself). Our data set has 636 observations, of which 54 have an interval censored outcome variable, and an additional 7 have a completely missing outcome variable. See Armstrong (2011a) for additional details about the data set. For the truncation parameter t_n , we use $n^{-1/3} \cdot (\max_{1 \leq i \leq n} X_i - \min_{1 \leq i \leq n} X_i)$. The $n^{-1/3}$ scaling results in a test statistic that is rate adaptive to smoothness between Lipschitz continuity and 2 derivatives of the conditional truncation probabilities (a smaller value could be used to adapt to a less smooth data generating process). For the critical value for our test, we use the analytically computed critical value defined in (2).

Figure 1 shows the resulting confidence region. For comparison, Figures 2 and 3 show confidence regions using the test statistic $\left| \inf_{I(s,t) \subseteq \hat{\mathcal{X}}} E_n m(W_i, \theta) I(s < X_i < s + t) \right|_-$, which is similar to the statistic used in this paper, but does not weight moments by the inverse of their standard deviation. The constant weighting used by this statistic falls under the conditions of Andrews and Shi (2013) and Kim (2008). These figures are taken directly from Armstrong (2011a). Figure 2 uses this statistic along with a critical value proposed in Armstrong (2011a), while Figure 3 uses a critical value that is more conservative, but valid under weaker conditions. The test considered in this paper can be thought of as introducing an optimal weighting to the Andrews and Shi (2013) statistic. This improves the rate for local alternatives from $n^{-\gamma/(2d_X+2\gamma)}$ to the $(n/\log n)^{-\gamma/(d_X+2\gamma)}$ rate obtained in

Theorem 4.1 in the set identified case, while worsening the rate by a $\log n$ term in the point identified case. The Armstrong (2011a) test yields a slightly better improvement in power in certain situations, but is not robust to failure of certain smoothness conditions. We also report confidence regions for each component of (θ_1, θ_2) , formed by projecting the confidence region onto each component. Table 11 reports these confidence intervals, along with the corresponding confidence intervals formed using other methods reproduced from Armstrong (2011a) for convenience.

The slope parameter, θ_2 , gives the median increase in yearly prescription drug spending associated with an increase in income. Thus, according to the results using the test proposed in this paper, a 95% confidence interval puts the median increase in prescription drug expenditures associated with a \$1,000 in income between \$5.30 and \$32.00. It is worth making a few notes in comparing this with the confidence regions using the unweighted statistic. As predicted by the asymptotic power results, the confidence region for the slope parameter is tighter than the one obtained using an unweighted test statistic with a critical value formed using subsampling with a conservative rate. The unweighted statistic gives a better lower bound for the slope parameter when subsampling with an estimated rate is used to form the critical value, but this test is less robust in the sense that it relies on additional smoothness conditions.

Comparing the joint confidence regions for (θ_1, θ_2) , we see that the tests based on unweighted statistics with subsampling based critical values lead to disconnected regions of rejected and accepted parameter values. While the test based on a conservative rate (Figure 3) has only a small island of rejected parameter values in the confidence region, the test based on an estimated rate proposed in Armstrong (2011a) (Figure 2) leads to numerous isolated areas in the confidence region. In contrast, our test leads to a connected confidence region. A likely explanation for this phenomenon is that the subsampling based confidence regions use critical values that implicitly estimate where the data generating process is in the null space. This leads to disconnected confidence regions when, as the parameter moves in some direction, the test first begins to reject as the test statistic increases, but then fails to reject when the critical value increases as well. In contrast, our test uses a least favorable critical value, so the test always moves from acceptance to rejection as the test statistic increases.

7 Conclusion

This paper considers inference in conditional moment inequality models using a multiscale statistic. The asymptotic distribution of our test statistic is derived, and the results are used to obtain feasible critical values. The test obtains certain optimal rates for power against local alternatives adaptively, and is the only feasible test available that does so for the best possible range of smoothness classes. Our results also have implications for the effect of moment selection procedures on power, and our test has the additional advantage of being adaptive without requiring such tests. An empirical application to a regression model with endogenous censoring and missing data illustrates the power improvement from the test.

A Uniformity in the Underlying Distribution

We prove a stronger version of Theorem 2.1 that holds uniformly in certain classes \mathcal{P} of underlying distributions for which Assumption 2.1 holds uniformly over $P \in \mathcal{P}$. To state and prove this result, we introduce some notation for indexing certain quantities by the underlying distribution P . We use the notation E_P to denote expectation with respect to the probability distribution P , and use similar notation for conditional expectations and conditional and unconditional variances, covariances and correlations. We make explicit the dependence of the identified set on P and define $\Theta_0(P) = \{\theta \in \Theta | E_P[m(W_i, \theta) | X_i] \geq 0 \text{ a.s.}\}$.

In the following theorem, the conditional distribution (including the conditional mean) of $m(W_i, \theta)$ given $X_i = x$ is allowed to vary over \mathcal{P} . In particular, since no conditions are placed on the conditional mean of distributions in \mathcal{P} , the result shows that tests based on this asymptotic distribution result control the asymptotic size uniformly over distributions for which the conditional mean can be nonsmooth in arbitrary ways, although there are some mild continuity assumptions on the conditional variance. We do, however, impose the same distribution of X_i for all $P \in \mathcal{P}$. This is mostly to avoid introducing additional notation in the proof, and could be relaxed (although the volume of the support would have to be bounded away from zero and the boundary would have to be uniformly well behaved in some sense).

Theorem A.1. *Let \hat{c}_n , $a(\hat{c}_n)$ and $b(\hat{c}_n)$ be defined as in Theorem 2.1. Suppose that Assumption 2.1 holds for the same constants in part (a) for all $P \in \mathcal{P}$ and with the continuity in*

part (ii) of part (a) uniform over $P \in \mathcal{P}$. Then, for any vector $r \in \mathbb{R}^{d_Y}$,

$$\liminf_n \inf_{P \in \mathcal{P}, \theta_0 \in \Theta_0(P)} P(a(\hat{c}_n)T_n(\theta_0) - b(\hat{c}_n) \leq r) \geq P(Z \leq r)$$

where Z is a d_Y dimensional vector of independent standard type I extreme value random variables. If, in addition, $E_P[m_j(W_i, \theta_0)|X_i = x] = 0$ for all j and x for all $P \in \mathcal{P}$ for some θ_0 , then, for this θ_0 ,

$$a(\hat{c}_n)T_n - b(\hat{c}_n) \xrightarrow{d} Z$$

uniformly over $P \in \mathcal{P}$.

The second display in Theorem A.1 shows that, for certain classes of underlying distributions where the conditional moment inequalities all bind for all values of x , our test is uniformly asymptotically similar. While this typically only holds for very restricted classes (e.g. classes of distributions for the missing data model in Section 6 where the probability of missingness is zero), we include it here for completeness. Note that the second display of Theorem A.1 is stronger than necessary for the test to have asymptotic size α . Since size is defined as the supremum of the rejection probability over \mathcal{P} with $\theta_0 \in \Theta_0(P)$, the test will have asymptotic size α so long as the first display in Theorem A.1 holds and there exists a $P^* \in \mathcal{P}$ with $\theta_0 \in \Theta_0(P^*)$ and $E_{P^*}[m_j(W_i, \theta_0)|X_i = x] = 0$ for all x and j . This follows from Theorem A.1 along with the second display of Theorem 2.1. Thus, in the missing data model in Section 6, the test will have asymptotic size α over any class \mathcal{P} that satisfies certain regularity conditions so long as it contains a distribution with no missingness.

We now comment briefly on the conditions on \mathcal{P} and their relation to conditions used in other results in the literature. First, note that the primary concern for uniform-in- P asymptotics in the moment inequality literature is moment selection, which leads to concerns that a procedure may not be uniform in classes \mathcal{P} where the inequality may be close to, but not quite, binding. Since our procedure does not use moment selection, one might have less reason to be concerned and, indeed, the class \mathcal{P} in Theorem A.1 allows for such cases since it does not place any conditions on the conditional mean $E_P(m(W_i, \theta)|X_i = x)$. Other tests in the literature have also been shown to be robust to classes of underlying distributions that place mild conditions or no conditions on the conditional mean, including Andrews and Shi (2013), Lee, Song, and Whang (2013) and Chetverikov (2012) (the latter paper assumes some smoothness for the conditional mean, but allows for the cases where moments are “nearly binding,” which are the main concern in this literature). Chernozhukov, Lee, and Rosen

(2013) place smoothness assumptions on the conditional mean, which is necessary in the case where higher order kernels or sieves are used, but could be relaxed for the case of a positive kernel. Regarding the conditional variance, we assume continuity, as does Chetverikov (2012). Note that Andrews and Shi (2013) obtain uniformity in classes of distributions for which the set of covariance kernels for a certain process is compact, which may place some conditions on the conditional variance. Regarding our exponential moment condition, Chernozhukov, Lee, and Rosen (2013) also use strong moment assumptions in certain cases, while Andrews and Shi (2013) and Chetverikov (2012) only require polynomial moments. We use the exponential moment condition to verify conditions for moderate deviations approximations, which allow us to take $t_n \rightarrow 0$ at the best possible rate (note that Chetverikov (2012) places stronger conditions on the rate at which the analogue of t_n in that paper approaches zero, which preclude adaptivity in certain settings; however, the conditions in that paper, as well as ours, could be changed to trade off conditions on t_n and moment conditions in other ways).

For completeness, we also include the following theorem, which states that the tests proposed in this paper control the size uniformly over classes of distributions that satisfy the conditions of the above theorem.

Theorem A.2. *For any class \mathcal{P} of distributions satisfying the conditions of Theorem A.1,*

$$\limsup_n \sup_{P \in \mathcal{P}, \theta_0 \in \Theta_0(P)} P(S_n(\theta_0) > \hat{q}_{1-\alpha}) \leq \alpha.$$

Theorem A.2 follows immediately from Theorem A.1. We prove Theorem A.1 in the next appendix.

B Proof of Theorem A.1

We first prove a version of Theorem A.1 where the X_i s are deterministic and $\hat{\sigma}^2$ is replaced by a certain sample average of conditional variances defined below. The result then follows from showing that the conditions of this result hold almost surely conditional on $\{X_i\}_{i=1}^n$, and that replacing the sample average of conditional variances with $\hat{\sigma}^2$ does not change the test statistic too much.

Throughout this section, we fix θ and let $Y_i = m(W_i, \theta)$, and drop the θ notation elsewhere such as in the definition of $\hat{\sigma}_{n,j}(s, t, \theta)$. We prove the following result with $\{X_i\}_{i=1}^n$

replaced by a deterministic sequence $\{x_i\}_{i=1}^n$. We consider a set \mathcal{P} determining the probability distribution of Y_i for a given x_i .

Let $\mathcal{F} = \{F_{x,P} : x \in \mathcal{X}, P \in \mathcal{P}\}$ be a family of d_Y -dimensional distribution functions, with \mathcal{X} a compact, Jordan measurable subset of \mathbb{R}^{d_X} such that $\text{vol}(\mathcal{X}) > 0$, that is it has positive d_X dimensional volume. Consider $(x_1, Y_1), (x_2, Y_2), \dots$ with x_i deterministic and $Y_i \sim F_{x_i}$ independent. Define $\mu_P(x) = E_{x,P} Y_i$ and $\Sigma_P(x) = \text{Cov}_{x,P} Y_i$, where the subscript x, P denotes with respect to $Y_i \sim F_{x,P}$. We use the notation $z_{i,j}$ to denote the j th coordinate of the i th observation or element in a sequence $\{z_i\}$. Let $I(s, t) = \prod_{j=1}^{d_t} [s_j, s_j + t_j]$. We abuse notation slightly and define $\text{vol}(t) = \prod_{j=1}^{d_t} t_j$ for a vector t . Let $J_n(s, t) = \{i : 1 \leq i \leq n, x_i \in I(s, t)\}$. We consider the following regularity conditions.

Assumption B.1.

a.) *There exists $\lambda > 0$ and $M_\lambda < \infty$ such that*

$$E_{x,P}(e^{\lambda|Y_{i,j}|}) \leq M_\lambda \text{ for all } x \in \mathcal{X}, 1 \leq j \leq d_Y, P \in \mathcal{P}.$$

Hence the characteristic function of $Y_{i,j}$ is analytic on $(-\lambda, \lambda)$ for all j and $Y_i \sim F_{x,P}$, $x \in \mathcal{X}, P \in \mathcal{P}$.

b.) $\sigma_{j,P}(x) \equiv \Sigma_{jj,P}^{1/2}(x)$ *is continuous and positive on \mathcal{X} for all $1 \leq j \leq d_Y$ uniformly over $P \in \mathcal{P}$.*

c.) *(for $d_Y > 1$):*

$$\rho \equiv \sup_{P \in \mathcal{P}} \sup_{i \neq j} \sup_{x \in \mathcal{X}} \frac{\Sigma_{ij,P}(x)}{\sigma_{i,P}(x)\sigma_{j,P}(x)} < 1.$$

Assumption B.2. *There exists a continuous, positive and bounded density function f on \mathcal{X} and a sequence $t_n \rightarrow 0$ such that*

a.) $nt_n^{d_X} |\log t_n|^{-4} \rightarrow \infty$,

b.) *for any $\delta > 0$, $\#J_n(s, t) \sim n \int_{I(s,t)} f(x) dx$ uniformly over $I(s, t) \subseteq \mathcal{X}$ such that $\text{vol}(t) \geq \delta t_n^{d_X} / |\log t_n|^2$.*

Define $\sigma_{n,j}(s, t) = \{\sum_{i \in J_n(s,t)} [\sigma_{j,P}(x)]^2\}^{1/2}$ and let

$$\tilde{T}_{n,j} = - \inf_{I(s,t) \subseteq \mathcal{X}, t \geq t_n \mathbf{1}} \sum_{i \in J_n(s,t)} Y_{i,j} / [\sqrt{n} \sigma_{n,j}(s, t)]$$

(we suppress the dependence of $\sigma_{n,j}(s, t)$ and $\tilde{T}_{n,j}$ on P for notational convenience).

Theorem B.1. *Suppose that $\mu_P(x) \geq 0$ for all $x \in \mathcal{X}$, $P \in \mathcal{P}$ and that Assumptions B.1 and B.2 hold. Let $a_n = (2n \log t_n^{-d_X})^{1/2}$ and $b_n = 2 \log t_n^{-d_X} + (2d_X - \frac{1}{2}) \log \log t_n^{-d_X} - \log[2\sqrt{\pi}/\text{vol}(\mathcal{X})]$. Then, for any vector $r \in \mathbb{R}^{d_Y}$,*

$$\liminf_{n \rightarrow \infty} \inf_{P \in \mathcal{P}} P \left(a_n \tilde{T}_n - b_n \leq r \right) \geq P(Z \leq r)$$

where Z is a d_Y dimensional vector of independent standard type I extreme value random variables. If, in addition, $\mu_P(x) = 0$ for all $x \in \mathcal{X}$, $P \in \mathcal{P}$, then

$$\lim_{n \rightarrow \infty} \sup_{P \in \mathcal{P}} \left| P \left(a_n \tilde{T}_n - b_n \leq r \right) - P(Z \leq r) \right| = 0.$$

The result follows from this and the following lemmas.

Lemma B.1. *Under Assumption 2.1, part (b) of Assumption B.2 above holds for almost all sequences $\{X_i\}_{i=1}^n$.*

Proof. We have

$$\frac{\#J_n(s, t)}{n \int_{I(s, t)} f(x) dx} - 1 = \frac{E_n I(s < X_i < s + t) - E I(s < X_i < s + t)}{E I(s < X_i < s + t)}.$$

This converges to one uniformly over (s, t) with $\text{vol}(t) \geq K_n(\log n)/n$ for any sequence $K_n \rightarrow \infty$ by Theorem 37 in Chapter 2 of Pollard (1984), and the conditions $nt_n^{d_X}/|\log t_n|^4 \rightarrow \infty$ and $\text{vol}(t) \geq \delta t_n^{d_X}/|\log t_n|^2$ guarantee that $\text{vol}(t) \geq \delta t_n^{d_X}/|\log t_n|^2 \geq K_n n^{-1} |\log t_n|^4/|\log t_n|^2 \geq K_n(\log n)/n$ for some $K_n \rightarrow \infty$. \square

Lemma B.2. *Under Assumption 2.1, $\text{vol}(\hat{\mathcal{X}}) \xrightarrow{P} \text{vol}(\mathcal{X})$.*

Proof. For a given $\varepsilon, \delta > 0$, the following event will hold with probability approaching one: for every point εk in the grid $(\varepsilon \mathbb{Z}^{d_X}) \cap \mathcal{X}$, at least one observation X_i will have each component $X_{i,j}$ within δ of εk . Once this holds, the set $\varepsilon I((k_1 + \delta, \dots, k_{d_X} + \delta), (1 - \delta, \dots, 1 - \delta))$ will be contained in the convex hull of the X_i s for all k such that $\varepsilon I(k, \mathbf{1}) \subseteq \mathcal{X}$. This gives a lower bound of $(1 - 2\delta)^{d_X} \text{vol}(\cup_{\varepsilon I(k, \mathbf{1}) \subseteq \mathcal{X}} \varepsilon I(k, \mathbf{1}))$ for the volume of the convex hull of the X_i s, which can be made arbitrarily close to $\text{vol}(\mathcal{X})$ by Jordan measurability. The result follows from this and the upper bound $\text{vol}(\hat{\mathcal{X}}) \leq \text{vol}(\mathcal{X})$. \square

Lemma B.3. *Under Assumptions B.1 and B.2 (with the X_i 's treated as nonrandom), $\sup_{s, s+t \in \hat{\mathcal{X}}, t \geq t_n} \frac{\sigma_{n,j}(s, t)}{\sqrt{n \hat{\sigma}_{n,j}(s, t)}} - 1 \leq o_P(\log n)^{-1}$ uniformly over $P \in \mathcal{P}$ and, if $\bar{m}(\theta, x) = 0$ for all x , $\sup_{s, s+t \in \hat{\mathcal{X}}, t \geq t_n} \left| \frac{\sigma_{n,j}(s, t)}{n \hat{\sigma}_{n,j}(s, t)} - 1 \right| = o_P(\log n)^{-1}$ uniformly over $P \in \mathcal{P}$.*

Proof. First, note that, since $x \mapsto 1/x^2$ is decreasing and differentiable at one, it suffices to show that $\inf_{s,s+t \in \mathcal{X}} \frac{n\hat{\sigma}_{n,j}^2(s,t)}{\sigma_{n,j}^2(s,t)} - 1 \geq -o_P(\log n)^{-1}$ and $\sup_{s,s+t \in \mathcal{X}} \left| \frac{n\hat{\sigma}_{n,j}^2(s,t)}{\sigma_{n,j}^2(s,t)} - 1 \right| = o_P(\log n)^{-1}$. Note that

$$\hat{\sigma}_{n,j}^2(s,t) - \sigma_{n,j}^2(s,t)/n = \frac{1}{n} \sum_{i \in J_n(s,t)} Y_{i,j}^2 - \left[\frac{1}{n} \sum_{i \in J_n(s,t)} Y_{i,j} \right]^2 - \frac{1}{n} \sum_{i \in J_n(s,t)} \sigma_{j,P}(x)^2 = I + II$$

where

$$I \equiv \frac{1}{n} \sum_{i \in J_n(s,t)} (Y_{i,j}^2 - E_{x_i} Y_{i,j}^2)$$

and

$$II \equiv \frac{1}{n} \sum_{i \in J_n(s,t)} [E_{x_i} Y_{i,j}^2 - \sigma_{j,P}(x)^2] - \left[\frac{1}{n} \sum_{i \in J_n(s,t)} Y_{i,j} \right]^2 = \frac{1}{n} \sum_{i \in J_n(s,t)} [E_{x_i} Y_{i,j}]^2 - \left[\frac{1}{n} \sum_{i \in J_n(s,t)} Y_{i,j} \right]^2.$$

We first bound $I/[\sigma_{n,j}^2(s,t)/n]$ where I is given above. Let $W_i = Y_{i,j}^2 - E_{x_i} Y_{i,j}^2$. Note that $\sigma_{n,j}^2(s,t)$ is bounded from below by a constant times $\#J_n(s,t)$ uniformly over $P \in \mathcal{P}$, so it suffices to consider $(\sum_{i \in J_n(s,t)} W_i) / \#J_n(s,t)$. For some sequence K_n , let $\tilde{W}_i = W_i I(|W_i| \leq K_n)$ be a truncated version of W_i . Note that, by Markov's inequality, for $\lambda > 0$ given in Assumption B.1,

$$P(|W_i| > K) \leq E_{x_i, P} \exp(\lambda \sqrt{|W_i|} - \lambda \sqrt{K})$$

so

$$P(|W_i| > K \text{ some } 1 \leq i \leq n) \leq n \exp(-\lambda \sqrt{K}) \sup_{x \in \mathcal{X}, P \in \mathcal{P}} E_{x, P} \exp(\lambda \sqrt{|W_i|}),$$

which goes to zero for any $K = K_n$ that increases faster than $(\log n)^2$. To bound $|E_{x_i, P} \tilde{W}_i| = |E_{x_i, P} \tilde{W}_i - E_{x_i, P} W_i|$, note that

$$\{E_{x_i, P}[|W_i| I(|W_i| > K)]\}^2 \leq E_{x_i, P}(W_i^2) P(|W_i| > K) \leq C \exp(-\lambda \sqrt{K})$$

for some constant C that does not depend on P or x_i . Thus, $|\sum_{i \in J_n(s,t)} E_{x_i, P} \tilde{W}_i| / \#J_n(s,t) \leq [C \exp(-\lambda \sqrt{K_n})]^{1/2}$, which goes to zero at a polynomial rate for K_n increasing faster than

$(\log n)^2$, which is faster than the required $\log n$ rate.

Using the fact that the supremum over (s, t) is determined by the maximum over no more than n^{2d_X} possible deterministic configurations for $J_n(s, t)$, and that for any $\delta > 0$, $\delta(\log n)^{-1} \geq \#J_n(s, t)^{-1/4}$ for large enough n ,

$$\begin{aligned} & P \left(\sup_{s, s+t \in \hat{\mathcal{X}}, t \geq t_n} \left| \frac{\sum_{i \in J_n(s, t)} [\tilde{W}_i - E_{x_i, P} \tilde{W}_i]}{\#J_n(s, t)} \right| \geq \delta(\log n)^{-1} \right) \\ & \leq n^{2d_X} \sup_{s, s+t \in \hat{\mathcal{X}}, t \geq t_n} P \left(\left| \frac{\sum_{i \in J_n(s, t)} [\tilde{W}_i - E_{x_i, P} \tilde{W}_i]}{\#J_n(s, t)} \right| \geq \#J_n(s, t)^{-1/4} \right). \end{aligned}$$

Now, using Bernstein's inequality, for C a bound for the fourth moment of $Y_{i,j}$, the above display is bounded by

$$n^{2d_X} \sup_{s, s+t \in \hat{\mathcal{X}}, t \geq t_n} 2 \exp \left(- \frac{[\#J_n(s, t)^{3/4}]^2}{C \#J_n(s, t) + K_n [\#J_n(s, t)^{3/4}]/3} \right).$$

Let K_n be such that $K_n \leq \#J_n(s, t)^{1/2}$ all (s, t) and $K_n/(\log n)^2 \rightarrow \infty$. For large enough n , this gives a bound in the above display of $n^{2d_X} \sup_{s, s+t \in \hat{\mathcal{X}}, t \geq t_n} \exp(-\#J_n(s, t)^{1/4}) \rightarrow 0$.

As for II , we have

$$\begin{aligned} II & \geq \left[\frac{1}{n} \sum_{i \in J_n(s, t)} E_{x_i, P} Y_{i,j} \right]^2 - \left[\frac{1}{n} \sum_{i \in J_n(s, t)} Y_{i,j} \right]^2 \\ & \geq -2 \left(\left| \frac{1}{n} \sum_{i \in J_n(s, t)} E_{x_i, P} Y_{i,j} \right| \vee \left| \frac{1}{n} \sum_{i \in J_n(s, t)} Y_{i,j} \right| \right) \left| \frac{1}{n} \sum_{i \in J_n(s, t)} (Y_{i,j} - E_{x_i, P} Y_{i,j}) \right| \end{aligned}$$

and similar methods show that the last line divided by $\sigma_{n,j}(s, t)/n$ converges to zero at a faster than $\log n$ rate uniformly over (s, t) with $s, s+t \in \hat{\mathcal{X}}, t \geq t_n$. If $\bar{m}_j(\theta, x) = 0$ for all x , then $II = - \left[\frac{1}{n} \sum_{i \in J_n(s, t)} Y_{i,j} \right]^2$, and $\left[\frac{1}{n} \sum_{i \in J_n(s, t)} Y_{i,j} \right]^2 / [\sigma_{n,j}(s, t)/n]$ also converges to zero at a faster than $\log n$ rate uniformly over (s, t) with $s, s+t \in \hat{\mathcal{X}}, t \geq t_n$ by similar arguments. \square

B.1 Proof of Theorem B.1

We begin by proving the result in the case of a univariate outcome $Y_i = m(W_i, \theta)$. Section B.4 generalizes the result to the case of multivariate Y_i .

To simplify notation, we let $d = d_X$ and we omit the subscript P when dealing with expectations and other quantities that depend on the underlying distribution P . Let $Z_i = \mu(x_i) - Y_i$ and let $B_n = \{(s, t) : I(s, t) \subseteq \mathcal{X}, t \geq t_n \mathbf{1}\}$. Define

$$\mathbb{H}_n(s, t) = \frac{\sum_{i \in J_n(s, t)} Z_i}{\sigma_n(s, t)} \text{ for } (s, t) \in B_n. \quad (5)$$

Let $c = \frac{(b_n + \zeta)\sqrt{n}}{a_n}$. Note in particular that

$$\begin{aligned} & t_n^{-d} (c^2/2)^{2d - \frac{1}{2}} e^{-c^2/2} \\ & \sim t_n^{-d} (d |\log t_n|)^{2d - \frac{1}{2}} \exp\left(-\frac{1}{2} \left\{ (2d |\log t_n|)^{1/2} + \frac{\log[(d |\log t_n|)^{2d - \frac{1}{2}} \text{vol}(\mathcal{X}) e^\zeta / 2\sqrt{\pi}]}{(2d |\log t_n|)^{1/2}} \right\}^2\right) \\ & \rightarrow [2\sqrt{\pi}/\text{vol}(\mathcal{X})] e^{-\zeta} \text{ as } n \rightarrow \infty. \end{aligned} \quad (6)$$

Theorem B.1 in the case of univariate Y follows from

$$\lim_{n \rightarrow \infty} \sup_{P \in \mathcal{P}} \left| P\left\{ \sup_{(s, t) \in B_n} \mathbb{H}_n(s, t) \geq c \right\} - [1 - \exp(-e^{-\zeta})] \right| \rightarrow 0 \text{ for all } \zeta \in \mathbb{R}. \quad (7)$$

Consider a change-of-variables by defining \mathbb{X}_c such that

$$\mathbb{X}_c(-u, v) = \mathbb{H}_n(ut_n, (v - u)t_n) \text{ for } (ut_n, (v - u)t_n) \in B_n. \quad (8)$$

The domain of \mathbb{X}_c is thus $D_c \equiv \{(-u, v) \in (-t_n^{-1}\mathcal{X}) \times t_n^{-1}\mathcal{X} : v - u \geq \mathbf{1}\}$. Note that $\mathbb{X}_c(-u, v)$ is a normalized sum over observations for which x_i lies in the rectangle $\{x | ut_n < x < vt_n\}$. The change of variable and unusual notation are designed so that, for $a, b \geq 0$, the rectangle associated with $\mathbb{X}_c(-u + a, v + b)$ contains the rectangle associated with $\mathbb{X}_c(-u, v)$. This helps with the verification of some of the conditions in Chan and Lai (2006) involving positive increments of the process.

Let $\psi(z) = \frac{1}{z\sqrt{2\pi}} e^{-z^2/2}$ and $\Delta_c = (2c^2)^{-1}$. Consider a restriction of D_c to $D_L (= D_{c,L}) \equiv \{(-u, v) \in D_c : v - u \leq L\mathbf{1}\}$ for some $L > 1$. Let

$$D_w^* = \{(-u, v) \in -I(w, |\log t_n|) \times I(w, |\log t_n|) : \mathbf{1} \leq (v - u) \leq L\mathbf{1}\}. \quad (9)$$

We will show that regularity conditions (C) and (A1)–(A5) in Corollary 2.7 of Chan and Lai

(2006) are satisfied uniformly on the domains D_L and over $P \in \mathcal{P}$ and hence

$$q_{w,P} \equiv P\left\{ \sup_{(-u,v) \in D_w^*} \mathbb{X}_c(-u,v) \geq c \right\} \sim \psi(c) \Delta_c^{-2d} \int_{D_w^*} H(-u,v) d(-u,v) \quad (10)$$

uniformly over $I(w, |\log t_n|) \subseteq t_n^{-1} \mathcal{X}$ and $P \in \mathcal{P}$, where H is defined in that paper and, as shown below, takes the form

$$H(-u,v) = 4^{-2d} \text{vol}(v-u)^{-2} \quad (11)$$

in our case. Conditions (C) and (A1)–(A2) of Chan and Lai (2006) are verified in Section B.2, and conditions (A3)–(A5) are verified in Section B.5.

We partition $t_n^{-1} \mathcal{X}$ into cubes of length $|\log t_n|$ and apply (10) on each cube to show (7). More specifically, define $Q_n = \{w \in (|\log t_n| \mathbb{Z})^d : I(w, |\log t_n|) \subseteq t_n^{-1} \mathcal{X}\}$. Since \mathcal{X} is Jordan measurable and $t_n |\log t_n| \rightarrow 0$,

$$\#Q_n \sim \text{vol}(\mathcal{X}) / (t_n |\log t_n|)^d, \quad (12)$$

and it follows from (6), (10) and (11) that

$$\sum_{w \in Q_n} q_{w,P} \rightarrow \lambda \equiv (1 - L^{-1})^d e^{-\zeta} \quad (13)$$

uniformly over $P \in \mathcal{P}$, noting that λ is the limit of $\psi(c) \Delta_c^{-2d} (\#Q_n) |\log t_n|^d \int_{[0,L]^d} \text{vol}(t)^{-2} dt$. Since \mathbb{X}_c is independent over $D_{w_1}^*$ and $D_{w_2}^*$ for $w_1, w_2 \in Q_n$, $w_1 \neq w_2$, it follows from the Poisson limit of the Binomial distribution that

$$P\left\{ \sup_{w \in Q_n} \sup_{(-u,v) \in D_w^*} \mathbb{X}_c(-u,v) \geq c \right\} \rightarrow 1 - e^{-\lambda}$$

uniformly over $P \in \mathcal{P}$. Hence to show (7), it suffices for us to prove the following:

Lemma B.4. (a) *For all $\epsilon > 0$, there exists L large enough such that*

$$p_1 \equiv \sup_{P \in \mathcal{P}} P\left\{ \sup_{(-u,v) \in D_c \setminus D_{c,L}} \mathbb{X}_c(-u,v) \geq c \right\} \leq \epsilon \text{ for all large } c.$$

(b) $p_2 \equiv \sup_{P \in \mathcal{P}} \sum_{w_1, w_2 \in Q_n, w_1 \neq w_2} P\left\{ \sup_{u \in I(w_1, |\log t_n|), v \in I(w_2, |\log t_n|), \mathbf{1} \leq v-u \leq L \mathbf{1}} \mathbb{X}_c(-u,v) \geq c \right\} \rightarrow 0.$

(c) $p_3 \equiv \sup_{P \in \mathcal{P}} P\{\sup_{(-u,v) \in D_L \setminus \cup_{w \in Q_n} I(w, |\log t_n|)} \mathbb{X}_c(-u, v) \geq c\} \rightarrow 0$.

We prove this lemma in Section B.3. Sections B.2 and B.5 verify the conditions of Chan and Lai (2006) for the tail approximations used in the above argument. Section B.4 extends the results to multivariate Y_i .

B.2 On (11) and the Verification of (C), (A1) and (A2)

Let Φ be the c.d.f. of the standard normal.

Lemma B.5. (a) *Let $S_n = U_1 + \dots + U_n$ and $s_n^2 = \text{Var}(S_n)$. Assume that U_1, \dots, U_n are independent mean 0 random variables and there exists $\lambda > 0$, $M_\lambda < \infty$ and $\sigma_0^2 > 0$ such that*

$$E(e^{\lambda|U_k|}) \leq M_\lambda, \quad \text{Var}(U_k) \geq \sigma_0^2, \quad 1 \leq k \leq n.$$

Let $1 \leq x_n = o(n^{1/6})$. Then there exists a constant $C > 0$ dependent only on λ , M_λ , σ_0 and $\{x_n\}_{n \geq 1}$ such that

$$\left| \frac{P(S_n > xs_n)}{1 - \Phi(x)} - 1 \right| \leq \frac{Cx^3}{\sqrt{n}} \text{ for all } 1 \leq x \leq x_n, n \geq 1.$$

(b) [(A1) of Chan and Lai (2006)] $P\{\mathbb{H}_n(s, t) \geq c - y/c\} \sim \psi(c - y/c)[\sim 1 - \Phi(c - y/c)]$ uniformly over $P \in \mathcal{P}$ and positive, bounded values of y and $(s, t) \in B_n$.

Proof. The special case of i.i.d. U_k in (a) reduces to Theorem 1 in Chapter 16.6 of Feller (1971). Theorem 3 in Chapter 16.7 of Feller (1971) extends Theorem 1 to non-identically distributed random variables U_k such that $E(|U_k|^3)/E(U_k^2)$ are uniformly bounded, with a $O(\frac{x^3}{s_n})$ instead of a $\frac{Cx^3}{\sqrt{n}}$ error bound. We follow step-by-step the proof of Feller's Theorem 3, using the additional condition $\text{Var}(U_k) \geq \sigma_0^2$ to obtain the $\frac{Cx^3}{\sqrt{n}}$ error bound in (a).

Under Assumption B.1, $\mathbb{H}_n(s, t) = \frac{S^*}{\sigma_n(s, t)}$, where S^* is a sum of independent mean 0 random variables satisfying (i) and (ii) with the bounds uniform over $P \in \mathcal{P}$ and $\text{Var}(S^*) = \sigma_n^2(s, t)$. Hence by (a),

$$\frac{P\{\mathbb{H}_n(s, t) \geq c - y/c\}}{1 - \Phi(c - y/c)} = 1 + O\left(\frac{(c - y/c)^3}{\sigma_n(s, t)}\right) \text{ as } c - y/c \rightarrow \infty \quad (14)$$

uniformly over $P \in \mathcal{P}$ and $(s, t) \in B_n$. Since $\text{vol}(I(s, t)) \geq t_n^d$ for $(s, t) \in B_n$, by Assumption B.2(b),

$$\liminf_{n \rightarrow \infty} \left[\inf_{(s, t) \in B_n} \#J_n(s, t) \right] / (nt_n^d) \geq \inf_{x \in \mathcal{X}} f(x) > 0.$$

Hence by Assumption B.1(b) and B.2(a), $\sigma_n^{-2}(s, t) = O((nt_n^d)^{-1}) = o(|\log t_n|^{-4})$ uniformly over $(s, t) \in B_n$ and $P \in \mathcal{P}$. Since $c = O(|\log t_n|^{1/2})$, (b) follows from (14). \square

Let $\rho_c(-u, v, -u_1, v_1) = \text{Cov}(\mathbb{X}_c(-u, v), \mathbb{X}_c(-u_1, v_1))$ (we suppress the dependence of ρ_c on P in the notation) and let $\{W_{-u, v}(q, r) : (q, r) \in [0, \infty)^{2d}\}$ be a continuous Gaussian random field satisfying

$$\begin{aligned} W_{-u, v}(0) &= 0, \quad E[W_{-u, v}(q, r)] = -\sum_{j=1}^d \frac{q_j + r_j}{4(v_j - u_j)}, \\ \text{Cov}(W_{-u, v}(q, r), W_{-u, v}(\alpha, \beta)) &= \sum_{j=1}^d \frac{\min(q_j, \alpha_j) + \min(r_j, \beta_j)}{2(v_j - u_j)}. \end{aligned} \quad (15)$$

Lemma B.6. (a) [(C) of Chan and Lai (2006)] $1 - \rho_c(-u, v, -u + \delta_u, v + \delta_v) \sim \sum_{j=1}^d \frac{\delta_{u, j} + \delta_{v, j}}{2(v_j - u_j)}$ uniformly over $(-u, v) \in D_L$ and $P \in \mathcal{P}$ and compact sets of $(\delta_u, \delta_v)/\Delta_c > 0$.

(b) [(A2) of Chan and Lai (2006)] For any $a > 0$ and positive integer m , as $c \rightarrow \infty$,

$$\begin{aligned} &\{c[\mathbb{X}_c(-u + ak_u \Delta_c, v + ak_v \Delta_c) - \mathbb{X}_c(-u, v)] : 0 \leq (k_u, k_v) < m\mathbf{1}\} | \mathbb{X}_c(-u, v) = c - y/c \\ \xrightarrow{d} &\{W_{-u, v}(ak_u, ak_v) : 0 \leq (k_u, k_v) < m\mathbf{1}\}, \end{aligned}$$

uniformly over $(-u, v) \in D_L$ and $P \in \mathcal{P}$ and positive bounded values of y .

(c) $H(-u, v) \equiv \lim_{K \rightarrow \infty} \int_0^\infty e^y P\{\sup_{\mathbf{0} \leq (q, r) \leq K\mathbf{1}} W_{-u, v}(q, r) \geq y\} dy$ has the closed-form given in (11).

Proof. Let $z_0 = (s, t)$, where $s = ut_n$, $t = (v - u)t_n$ and $z_\delta = (s - \delta_u t_n, t + (\delta_v + \delta_u)t_n)$ for some $\delta_u, \delta_v \geq 0$. Then

$$\begin{aligned} \rho_c(-u, v, -u + \delta_u, v + \delta_v) &= \sigma_n(z_0)/\sigma_n(z_\delta) \\ &= \left(1 + \frac{\sigma_n^2(z_\delta) - \sigma_n^2(z_0)}{\sigma_n^2(z_0)}\right)^{-1/2} = 1 - \frac{\sigma_n^2(z_\delta) - \sigma_n^2(z_0)}{2\sigma_n^2(z_0)} + O\left(\frac{\sigma_n^2(z_\delta) - \sigma_n^2(z_0)}{\sigma_n^2(z_0)}\right)^2. \end{aligned} \quad (16)$$

Since $\Delta_c \sim (4|\log t_n|)^{-1}$, by Assumption B.2,

$$\sigma_n^2(z_0) \sim n\sigma^2(s)f(s)\text{vol}(t), \quad [\sigma_n^2(z_\delta) - \sigma_n^2(z_0)] \sim n\sigma^2(s)f(s)\text{vol}(t) \sum_{j=1}^d \frac{\delta_{u, j} + \delta_{v, j}}{v_j - u_j}, \quad (17)$$

and (a) follows from substituting (17) into (16).

Let $a > 0$ and let $\delta_u = ak_u\Delta_c$, $\delta_v = ak_v\Delta_c$. Then

$$c[\mathbb{X}_c(-u + \delta_u, v + \delta_v) - \mathbb{X}_c(-u, v)] = c\left\{\frac{\sum_{i \in J_n(z_\delta) \setminus J_n(z_0)} Z_i}{\sigma_n(z_\delta)} + \mathbb{X}_c(-u, v) \left[\frac{\sigma_n(z_0)}{\sigma_n(z_\delta)} - 1\right]\right\}. \quad (18)$$

We note here that as $\delta_u, \delta_v \geq 0$, so $J_n(z_\delta) \supseteq J_n(z_0)$. By (15)–(17), conditioned on $\mathbb{X}_c(-u, v) = c - y/c$ and noting that $c^2\Delta_c = \frac{1}{2}$,

$$c\mathbb{X}_c(-u, v) \left[\frac{\sigma_n(z_0)}{\sigma_n(z_\delta)} - 1\right] \rightarrow \sum_{j=1}^d \frac{\delta_{u,j} + \delta_{v,j}}{4(v_j - u_j)} = E[W_{-u,v}(ak_u, ak_v)], \quad (19)$$

$$\text{Var}\left(\frac{c \sum_{i \in J_n(z_\delta) \setminus J_n(z_0)} Z_i}{\sigma_n(z_\delta)}\right) = \frac{c^2[\sigma_n^2(z_\delta) - \sigma_n^2(z_0)]}{\sigma_n^2(z_\delta)} \rightarrow \text{Var}(W_{-u,v}(ak_u, ak_v)). \quad (20)$$

Similarly, if $z_{\tilde{\delta}} = (s - \tilde{\delta}_u t_n, t + (\tilde{\delta}_u + \tilde{\delta}_v) t_n)$, where $\delta_u = \tilde{a}k_u\Delta_c$, $\delta_v = \tilde{a}k_v\Delta_c$ with $\tilde{k}_u, \tilde{k}_v \geq 0$, then

$$\begin{aligned} \text{Cov}\left(\frac{c \sum_{i \in J_n(z_\delta) \setminus J_n(z_0)} Z_i}{\sigma_n(z_\delta)}, \frac{c \sum_{i \in J_n(z_{\tilde{\delta}}) \setminus J_n(z_0)} Z_i}{\sigma_n(z_{\tilde{\delta}})}\right) &= \frac{c^2[\sigma_n^2(z_{\min(\delta, \tilde{\delta})}) - \sigma_n^2(z_0)]}{\sigma_n(z_\delta)\sigma_n(z_{\tilde{\delta}})} \\ &\rightarrow \text{Cov}(W_{-u,v}(ak_u, ak_v), W_{-u,v}(\tilde{a}k_u, \tilde{a}k_v)). \end{aligned} \quad (21)$$

Since $\sum_{i \in J_n(z_\delta) \setminus J_n(z_0)} Z_i$ is independent of $\mathbb{X}_c(-u, v)$ and is asymptotically normal by Assumptions B.1(b)–(c) and B.2(b), (b) follows from (19)–(21). Lastly, (c) is a direct consequence of Lemma 2.3 of Chan and Lai (2006). \square

B.3 Proof of Lemma B.4

To deal with technicalities associated with non-rectangular edges, we extend the domain of \mathbb{H}_n to $\mathcal{C} \times [t_n, 1]^d$ for some $\mathcal{C} = [-C, C]^d$ by embedding $(x_1, Y_1), (x_2, Y_2), \dots$ as a subsequence of $(\tilde{x}_1, \tilde{Y}_1), (\tilde{x}_2, \tilde{Y}_2), \dots$ with $\tilde{x}_i \in [-(C+1), (C+1)]^d$. Hence the domain of \mathbb{X}_c can be extended to $\{(-u, v) \in t_n^{-1}\mathcal{C}^2 : \mathbf{1} \leq v - u \leq t_n^{-1}\mathbf{1}\}$ with (C) and (A1)–(A5) satisfied uniformly over $\{(-u, v) \in t_n^{-1}\mathcal{C}^2 : \mathbf{1} \leq v - u \leq L\mathbf{1}\}$ for any fixed $L > 1$.

Proof of Lemma B.4(c). Let $\tilde{Q}_n = \{w \in (|\log t_n|\mathbb{Z})^d : I(w, |\log t_n|) \cap (t_n^{-1}\mathcal{X}) \neq \emptyset\}$. Since \mathcal{X} is Jordan measurable, $\#Q_n \sim \#\tilde{Q}_n$. Hence by (10) and (13),

$$p_3 \leq \sup_{P \in \mathcal{P}} \sum_{w \in \tilde{Q}_n \setminus Q_n} q_{w,P} = o\left(\sup_{P \in \mathcal{P}} \sum_{w \in Q_n} q_{w,P}\right) = o(1).$$

□

Proof of Lemma B.4(b). For n large enough such that $|\log t_n| > L$, $u \in I(w_1, |\log t_n|)$, $v \in I(w_2, |\log t_n|)$, $v - u \leq L\mathbf{1}$ can occur only when w_1, w_2 are neighboring cubes. Note that each cube has not more than $3^d - 1$ neighbors. When w_1 and w_2 neighboring cubes, define

$$D_{w_1, w_2}^* = \{(-u, v) : u \in I(w_1, |\log t_n|), v \in I(w_2, |\log t_n|), \mathbf{1} \leq v - u \leq L\mathbf{1}\}.$$

Since $\text{vol}(D_{w_1, w_2}^*) = o(|\log t_n|^{-d})$ and $H(-u, v) \leq 1$, by Corollary 2.7 of Chan and Lai (2006),

$$\begin{aligned} P\left\{ \sup_{(-u, v) \in D_{w_1, w_2}^*} \mathbb{X}_c(-u, v) \geq c \right\} &\sim \psi(c) \Delta_c^{-2d} \int_{D_{w_1, w_2}^*} H(-u, v) d(-u, v) \\ &= o(\psi(c) \Delta_c^{-2d} |\log t_n|^{-d}) \end{aligned}$$

uniformly over $P \in \mathcal{P}$ and over neighboring w_1 and w_2 . Hence by (6) and (12), $p_2 = o((\#Q_n) \psi(c) \Delta_c^{-2d} |\log t_n|^{-d}) = o(1)$. □

Proof of Lemma B.4(a). For each $\ell \in \mathbb{Z}^d$, $\ell \neq 0$ with $0 \leq \ell \leq [\log_L(2t_n^{-1}C)]\mathbf{1}$, define

$$\mathbb{X}_{c, \ell}(-u, v) = \mathbb{H}_n(ut_n L^\ell, (v - u)t_n L^\ell) \text{ for } u, t \in (t_n L^\ell)^{-1}\mathcal{C} \text{ with } (v - u) \geq \mathbf{1}.$$

We use here the convention $a\mathcal{C} = \prod_{j=1}^d [-a_j C, a_j C]$. To avoid double counting, we restrict the domain of $\mathbb{X}_{c, \ell}$ to

$$D_\ell \equiv \{(-u, v) \in (t_n L^\ell)^{-1}\mathcal{C}^2 : \mathbf{1} \leq v - u \leq L\mathbf{1}\}.$$

By Corollary 2.7 of Chan and Lai (2006),

$$P\left\{ \sup_{(-u, v) \in D_\ell} \mathbb{X}_c(-u, v) \geq c \right\} \sim \psi(c) \Delta_c^{-2d} \int_{D_\ell} H(-u, v) d(-u, v) \text{ uniformly over } \ell \text{ and } P \in \mathcal{P}, \quad (22)$$

with $H(-u, v) = O(1)$ uniformly over ℓ and D_ℓ . By (6), $\psi(c) \Delta_c^{-2d} \text{vol}(t_n^{-1}\mathcal{C}) = O(1)$ and so

$$\psi(c) \Delta_c^{-2d} \int_{D_\ell} H(-u, v) d(-u, v) = O(|L^\ell|^{-1}) \text{ uniformly over } \ell. \quad (23)$$

Hence by (22) and (23),

$$p_1 \leq \sup_{P \in \mathcal{P}} \sum_{0 \leq \ell \leq \lfloor \log_L(2t_n^{-1}C) \rfloor, \ell \neq 0} P \left\{ \sup_{(-u,v) \in D_\ell} \mathbb{X}_c(-u,v) \geq c \right\} = O \left(\sum_{0 \leq \ell \leq \lfloor \log_L(2t_n^{-1}C) \rfloor, \ell \neq 0} |L^\ell|^{-1} \right).$$

The sum above within $O(\cdot)$ is bounded by $(\sum_{k=0}^{\infty} L^{-k})^d - 1 = (1 - L^{-1})^{-d} - 1$ which can be made arbitrarily small by choosing L large enough. \square

B.4 Extension to Multivariate Y

Let $E_{w,j} = \{\sup_{(-u,v) \in D_w^*} \mathbb{X}_{c,j} \geq c\}$, where $c = \frac{b_n + \min_{1 \leq j \leq d_Y} \zeta_j \sqrt{n}}{a_n}$, for given $\zeta_1, \dots, \zeta_{d_Y}$, see (9). To extend the proof of Theorem B.1 to $d_Y > 1$, it suffices to prove the following:

Lemma B.7. $p_4 \equiv \sup_{P \in \mathcal{P}} \sum_{w \in Q_n} \sum_{j_1 \neq j_2} P(E_{w,j_1} \cap E_{w,j_2}) \rightarrow 0$.

Proof. Fix w and partition D_w^* into cubes of length Δ_c . More specifically, define $K_c = \{z \in (\Delta_c \mathbb{Z})^{2d} : I(z, \Delta_c \mathbf{1}) \cap D_w^* \neq \emptyset\}$. Let $G_{z,j} = \{\sup_{(-u,v) \in I(z, \Delta_c \mathbf{1})} \mathbb{X}_{c,j}(-u,v) \geq c\}$. Then, uniformly over $z, P \in \mathcal{P}$ and $1 \leq j \leq d_Y$,

$$P(G_{z,j} \cap \{\mathbb{X}_{c,j}(z) \leq c - \theta/c\}) \sim \psi(c) H_\theta(z), \quad (24)$$

where $H_\theta(z) = \int_\theta^\infty e^y P\{\sup_{0 \leq w \leq 1} W_z(w) > y\} dy$.

This extends Theorem 2.4 of Chan and Lai (2006) to $\theta \neq 0$, using the same proof. Since $H_0(z) < \infty$, for any given $\epsilon > 0$, we can select θ large enough such that $H_\theta(z) \leq \epsilon$. In addition, by (15), this selection can be made to be uniform over $z \in K_c$ and $1 \leq j \leq d_Y$. Note that

$$P(E_{w,j_1} \cap E_{w,j_2}) \leq P(\mathbb{X}_{c,j_1}(z_1) > c - \theta/c, \mathbb{X}_{c,j_2}(z_2) > c - \theta/c \text{ for some } z_1, z_2 \in K_c) + \eta_{c,w},$$

where $\eta_{c,w} = \sum_{z \in K_c} [P(G_{z,j_1} \cap \{\mathbb{X}_{c,j_1}(z) \leq c - \theta/c\}) + P(G_{z,j_2} \cap \{\mathbb{X}_{c,j_2}(z) \leq c - \theta/c\})]$,

and with θ selected so that $H_\theta(z) \leq \epsilon$, it follows from (24) that

$$\eta_{c,w} = \epsilon O(\psi(c)(\#K_c)) = \epsilon O(\psi(c) \Delta_c^{-2d} |\log t_n|^d).$$

By (6), $\psi(c) = O(t_n^d \Delta_c^{2d})$ and hence by (12), $\sum_{w \in Q_n} \eta_{c,w} = \epsilon O(1)$. It remains for us to show

that for all $\theta > 0$,

$$\sum_{z_1, z_2 \in K_n} P(\mathbb{X}_{c, j_1}(z_1) > c - \theta/c, \mathbb{X}_{c, j_2}(z_2) > c - \theta/c) = o(\psi(c)\Delta_c^{-2d} |\log t_n|^d). \quad (25)$$

Now by Assumption B.1(d), $S(z_1, z_2) \equiv \mathbb{X}_{c, j_1}(z_1) \cap \mathbb{X}_{c, j_2}(z_2)$ has mean 0 and variance lying between $2(1 - \rho)$ and $2(1 + \rho)$. Let $\kappa = (\frac{2}{1+\rho})^{1/2} (> 1)$. By Lemma B.5(a),

$$P\{S(z_1, z_2) \geq 2(c - \theta/c)\} \leq \left[1 + O\left(\frac{c^3}{\sqrt{nt_n^d}}\right)\right] [1 - \Phi(\kappa(c - \theta/c))] \sim \frac{1}{\kappa c (2\pi)^{1/2}} e^{-\kappa^2 c^2 / 2 + \kappa \theta} \quad (26)$$

uniformly over $P \in \mathcal{P}$. Since $\#K_c = O(\Delta_c^{-2d} |\log t_n|^d)$, it follows from (35) that

$$\begin{aligned} & \sum_{z_1, z_2 \in K_c} P(\mathbb{X}_{c, j_1}(z_1) > c - \theta/c, \mathbb{X}_{c, j_2}(z_2) > c - \theta/c) \\ & \leq \sum_{z_1, z_2 \in K_c} P\{S(z_1, z_2) > 2(c - \theta/c)\} = O(\psi(c) e^{-(\kappa^2 - 1)c^2 / 2} \Delta_c^{-4d} |\log t_n|^{2d}) \end{aligned}$$

uniformly over $P \in \mathcal{P}$ and (25) holds because $|\log t_n|^d = O(c^{2d})$ and $c^{6d} e^{-(\kappa^2 - 1)c^2 / 2} = o(1)$. \square

B.5 Verification of (A3)–(A5)

Conditions (C), (A1) and (A2) have been verified in Section B.2. The remaining regularity conditions that lead to (10) will be verified in Lemmas B.8 and B.9 below.

Lemma B.8. (a) [(A3) of Chan and Lai (2006)] *Let $\gamma > 0$ and $k_u, k_v \geq 0$. There exists a positive function h such that $\lim_{y \rightarrow \infty} h(y) = 0$ and*

$$P\{\mathbb{X}_c(-u + k_u \Delta_c, v + k_v \Delta_c) > c - \gamma/c, \mathbb{X}_c(-u, v) \leq c - \gamma/c\} \leq h(y)\psi(c) \text{ for all large } c,$$

uniformly over $(-u, v) \in D_L$ and $P \in \mathcal{P}$.

(b) [(A5) of Chan and Lai (2006)] *There exists a nonincreasing positive function r on $[0, \infty)$ such that $r(\|k\|) = O(e^{-\|k\|^p})$ for some $p > 0$ such that for any $\gamma > 0$,*

$$P\{\mathbb{X}_c(-u, v) > c - \gamma/c, \mathbb{X}_c(-u + k_u \Delta_c, v + k_v \Delta_c) > c - \gamma/c\} \leq \psi(c - \gamma/c) r(\|k_u, k_v\|) \text{ for all large } c,$$

uniformly over $P \in \mathcal{P}$, $(-u, v), (-u + k_u \Delta_c, v + k_v \Delta_c) \in D_w^$ and $w \in Q_n$.*

Proof. Let $\omega > 1$ to be specified later. By Lemma B.5(a), there exists $\xi_c \rightarrow 0$ such that

$$P\{\mathbb{X}_c(-u, v) \geq c - y'/c\} = [1 + O(\xi_c^2)]e^{y'}\psi(c)$$

uniformly over $\gamma \leq y' \leq \omega c$ and $P \in \mathcal{P}$. Let $y_j = y + j\xi_c$, $j = 0, 1, \dots$. Let $u_1 = u - k_u\Delta_c$ and $v_1 = v + k_v\Delta_c$. Since $e^{\xi_c} = 1 + \xi_c + O(\xi_c^2)$,

$$\begin{aligned} & P\{\mathbb{X}_c(-u, v) > c - y_{j+1}/c\} - P\{\mathbb{X}_c(-u, v) > c - y_j/c\} \\ &= [1 + O(\xi_c^2)]e^{y_j + \xi_c}\psi(c) - [1 + O(\xi_c^2)]e^{y_j}\psi(c) \sim \xi_c e^{y_j}\psi(c) \end{aligned} \quad (27)$$

uniformly over $\gamma \leq y_j \leq \omega c$ and $P \in \mathcal{P}$. Since $P\{\mathbb{X}_c(-u_1, v_1) > a | \mathbb{X}_c(-u, v) = b\}$ increases with b for any fixed a , it follows from (27) that

$$\begin{aligned} & P\{\mathbb{X}_c(-u_1, v_1) > c - y/c, c - \omega \leq \mathbb{X}_c(-u, v) < c - y/c\} \\ &\leq \sum_{0 \leq j \leq (\omega c - y)/\xi_c} P\{\mathbb{X}_c(-u_1, v_1) > c - \gamma/c | \mathbb{X}_c(-u, v) = c - y_j/c\} \\ &\quad \times [P\{\mathbb{X}_c(-u, v) > c - y_{j+1}/c\} - P\{\mathbb{X}_c(-u, v) > c - y_j/c\}] \\ &\sim \psi(c)\xi_c \sum_{0 \leq y_j \leq \omega c} e^{y_j} P\{\mathbb{X}_c(-u_1, v_1) > c - \gamma/c | \mathbb{X}_c(-u, v) = c - y_j/c\}. \end{aligned} \quad (28)$$

Let $z_\delta = (u_1 t_n, (v_1 - u_1) t_n)$, $k = (k_u, k_v)$ and let

$$g_{-u,v}(k) = \sum_{j=1}^d \frac{k_{u,j} + k_{v,j}}{4(v_j - u_j)} \{= E[W_{-u,v}(k_u, k_v)] = \text{Var}(W_{-u,v}(k_u, k_v))/2\}, \quad (29)$$

(see (15)). Then by (17)–(20) with $a = 1$,

$$\begin{aligned} & P\{c[\mathbb{X}_c(-u_1, v_1) - \mathbb{X}_c(-u, v)] \geq y_j - \gamma | \mathbb{X}_c(-u, v) = c - y_j/c\} \\ &= P\left\{ \frac{\sum_{i \in J_n(z_\delta) \setminus J_n(z_0)} Z_i}{\sqrt{\sigma_n^2(z_\delta) - \sigma_n^2(z_0)}} \geq \frac{y_j - \gamma - c(c - y_j/c)[\frac{\sigma_n(z_0)}{\sigma_n(z_\delta)} - 1]\sigma_n(z_\delta)}{c\sqrt{\sigma_n^2(z_\delta) - \sigma_n^2(z_0)}} \right\} \\ &= P\left\{ \frac{\sum_{i \in J_n(z_\delta) \setminus J_n(z_0)} Z_i}{\sqrt{\sigma_n^2(z_\delta) - \sigma_n^2(z_0)}} \geq \frac{y_j - \gamma + g_{-u,v}(k) + o(1)}{\sqrt{2g_{-u,v}(k) + o(1)}} \right\} \sim \psi\left(\frac{y_j - \gamma + g_{-u,v}(k)}{\sqrt{2g_{-u,v}(k)}}\right), \end{aligned} \quad (30)$$

with $o(1)$ uniform over $y \leq y_j \leq \omega c$ and $(-u, v) \in D_L$ and $P \in \mathcal{P}$, noting that as $y' = O(c)$,

the relative error of the normal tail approximation in (30) is

$$O\left(\frac{c^3}{\sqrt{\sigma_n^2(z_\delta) - \sigma_n^2(z_0)}}\right) = O\left(\frac{c^4}{\sqrt{nt_n^d}}\right) \rightarrow 0$$

(see Assumption B.2(a) and Lemma B.5(a)). By (28) and (30),

$$\begin{aligned} & P\{\mathbb{X}_c(-u_1, v_1) > c - \gamma/c, c - \omega < \mathbb{X}_c(-u, v) \leq c - y/c\} \\ & \sim \psi(c) \int_y^{\omega c} e^{y'} \psi\left(\frac{y' - \gamma + g_{-u,v}(k)}{\sqrt{2g_{-u,v}(k)}}\right) dy'. \end{aligned} \quad (31)$$

To complete the proof of (a), it suffices to show that

$$(II) \equiv P\{\mathbb{X}_c(-u_1, v_1) > c - \gamma/c, \mathbb{X}_c(-u, v) \leq c - \omega\} = o(\psi(c)) \quad (32)$$

for all ω large. By (5) and (8),

$$\sum_{i \in J_n(z_\delta) \setminus J_n(z_0)} Z_i = \sigma_n(z_\delta) \mathbb{X}_c(-u_1, v_1) - \sigma_n(z_0) \mathbb{X}_c(-u, v). \quad (33)$$

Since $\sigma_n(z_\delta) \geq \sigma_n(z_0)$, by (20), (29) and Lemma B.5(a) with $a = 1$,

$$(II) \leq P\left\{\frac{\sum_{i \in J_n(z_\delta) \setminus J_n(z_0)} Z_i}{\sqrt{\sigma_n^2(z_\delta) - \sigma_n^2(z_0)}} \geq \frac{\sigma_n(z_0)(\omega c - \gamma)}{c\sqrt{\sigma_n^2(z_\delta) - \sigma_n^2(z_0)}}\right\} = \left[1 + O\left(\frac{x_n^3}{\sqrt{nt_n^d}}\right)\right] \psi(x_n),$$

where $x_n = \frac{\omega c - \gamma}{c\sqrt{4\Delta_c[g_{-u,v}(k) + o(1)]}} = \frac{\omega c - \gamma}{\sqrt{2[g_{-u,v}(k) + o(1)]}}$,

and indeed (32) holds when $\omega > \sqrt{2g_{-u,v}(k)}$.

To prove (b), we apply Lemma B.5(a) to the right-hand side of the inequality

$$P\{\mathbb{X}_c(-u, v) > c - \gamma/c, \mathbb{X}_c(-u_1, v_1) > c - \gamma/c\} \leq P\{\mathbb{X}_c(-u, v) + \mathbb{X}_c(-u_1, v_1) > 2(c - \gamma/c)\} [\equiv (III)].$$

As in the proof of Lemma B.4(b), the relative error of the normal approximation goes to 0 due to Assumption B.2(a), that is,

$$(III) \sim \psi\left(\frac{2(c - \gamma/c)}{\sqrt{2 + 2\rho_c(-u, v, -u_1, v_1)}}\right) \text{ as } c \rightarrow \infty. \quad (34)$$

Note that in the statement of (b), the restriction $k_u, k_v \geq 0$ is removed and we have in place

of (16),

$$\rho_c(-u, v, -u_1, v_1) = \frac{\sigma_n^2(z^*)}{\sigma_n(z_0)\sigma_n(z_\delta)},$$

where $z^* = (-(u \vee u_1), (v \wedge v_1))$. Since $J_n(z^*) = J_n(z_0) \cap J_n(z_\delta)$, so by expanding $\sigma_n(z^*)/\sigma_n(z_0)$ and $\sigma_n(z^*)/\sigma_n(z_\delta)$ as in (16), it follows from (17) and (29) with $\delta_u = k_u \Delta_c$, $\delta_v = k_v \Delta_c$ that

$$\begin{aligned} \rho_c(-u, v, -u_1, v_1) &= 1 - (1 + o(1)) \left\{ \frac{\sigma_n^2(z_\delta) - \sigma_n^2(z^*)}{2\sigma_n^2(z^*)} + \frac{\sigma_n^2(z_0) - \sigma_n^2(z^*)}{2\sigma_n^2(z^*)} \right\} \\ &= 1 - (1 + o(1)) \left\{ \sum_{j=1}^d \frac{(\delta_{u,j})^+ + (\delta_{v,j})^+}{v_j - u_j} + \sum_{j=1}^d \frac{(\delta_{u,j})^- + (\delta_{v,j})^-}{v_j - u_j} \right\} \\ &= 1 - (4 + o(1)) \Delta_c g_{-u,v}(|k|), \end{aligned}$$

from which it follows that

$$\frac{2(c - \gamma/c)}{\sqrt{2 + 2\rho_c(-u, v, -u_1, v_1)}} = (c - \gamma/c) [1 - (2 + o(1)) \Delta_c g_{-u,v}(|k|)]^{-1/2} \geq c + [g_{-u,v}(|k|)/2 - \gamma + o(1)]/c,$$

and (b) with $r(\tau) = \exp[-\min_{\|k\|=\tau} g_{-u,v}(|k|)/4]$ and $0 < p < 1$, follows from (34). \square

Lemma B.9. (a) [Theorem 1 of Wichura (1969)] *Let \mathcal{A} be a finite subset of \mathbb{R}^d and let U_i , $i \in \mathcal{A}$ be independent mean 0 random variables with variance σ_i^2 . Let $S_k = \sum_{i \leq k} U_i$ and set $s_{\mathcal{A}}^2 = \sum_{i \in \mathcal{A}} \sigma_i^2$, $S_{\mathcal{A}} = \sum_{i \in \mathcal{A}} U_i$. Then for any $x > 2^d s_{\mathcal{A}}$,*

$$P(\max_{k \in \mathbb{R}^d} |S_k| > x) \leq [1 - (2^d s_{\mathcal{A}}/x)^2]^{-d} P(|S_{\mathcal{A}}| > 2^{-d} x). \quad (35)$$

(b) [(A4) of Chan and Lai (2006)] *There exists nonincreasing functions N_a on \mathbb{R}^+ and positive constants $\gamma_a \rightarrow 0$ such that $N_a(\gamma_a) + \int_1^\infty \tau^s N_a(\gamma_a + \tau) d\tau = o(a^d)$ as $a \rightarrow 0$ for all $s > 0$, and for each $a > 0$,*

$$P\left\{ \sup_{0 \leq (k_u, k_v) \leq a \mathbf{1}} \mathbb{X}_c(-u + k_u \Delta_c, v + k_v \Delta_c) > c, \mathbb{X}_c(-u, v) \leq c - \gamma/c \right\} \leq N_a(\gamma) \psi(c), \quad (36)$$

uniformly over $(-u, v) \in D_L$ and $P \in \mathcal{P}$ for all $\gamma_a \leq \gamma \leq c$ with c large.

Proof. Though Wichura (1969) considers a set \mathcal{A} with points lying on a d -dimensional grid, we can always extend \mathcal{A} to a d -dimensional grid \mathcal{B} by letting $U_i \equiv 0$ for $i \in \mathcal{B} \setminus \mathcal{A}$. Note that the right-hand side of (35) is unchanged by such an extension. Let $u_1 = u - k_u \Delta_c$, $v_1 = v + k_v \Delta_c$, $k = (k_u, k_v)$ and $z_\delta = (u_1 t_n, (v_1 - u_1) t_n)$. Let $\omega > 1$ to be specified later.

Since $\sigma_n(z_\delta) \geq \sigma_n(z_0)$ when $J_n(z_\delta) \supseteq J_n(z_0)$, by the arguments in (28) and (30),

$$\begin{aligned} \text{(I)} &\equiv P\left\{ \sup_{0 \leq k \leq a\mathbf{1}} \mathbb{X}_c(-u_1, v_1) > c, c - \omega \leq \mathbb{X}_c(-u, v) \leq c - \gamma/c \right\} \\ &\sim \psi(c) \int_\gamma^{\omega c} e^y P\left\{ \sup_{0 \leq k \leq a\mathbf{1}} \sum_{i \in J_n(z_\delta) \setminus J_n(z_0)} Z_i \geq \sigma_n(z_0)y/c \right\} dy. \end{aligned} \quad (37)$$

Let \mathcal{B} be the set of all d -dimensional vectors with coordinates taking values $-1, 0$ or 1 but not all zeros. Hence $\#\mathcal{B} = 3^d - 1$. Consider the partitioning of $\mathcal{A} \equiv J_n((u - a\Delta_c)t_n, (v - u + 2a\Delta_c)t_n) \setminus J_n(z_0)$ as $\mathcal{A} = \bigcup_{b \in \mathcal{B}} \mathcal{A}_b$, with

$$\begin{aligned} \mathcal{A}_b = \{i : & (u_j - a\Delta_c)t_n \leq x_{i,j} < u_j t_n \text{ if } b_j = -1, \\ & u_j t_n \leq x_{i,j} \leq v_j t_n \text{ if } b_j = 0, \\ & v_j t_n \leq x_{i,j} \leq (v_j + a\Delta_c)t_n \text{ if } b_j = 1\}. \end{aligned}$$

Then

$$\sup_{0 \leq k \leq a\mathbf{1}} \sum_{i \in J_n(z_\delta) \setminus J_n(z_0)} Z_i \leq \sum_{b \in \mathcal{B}} \max_{k \in \mathbb{R}^d} S_{k,b}, \text{ where } S_{k,b} = \sum_{i \in \mathcal{A}_b, i \leq k} Z_i.$$

Let $x = \frac{\sigma_n(z_0)y}{3^d c}$. By (17), and since $v_j - u_j \geq 1$,

$$\begin{aligned} \frac{x}{s_{\mathcal{A}}} &\sim \frac{y \text{vol}(v - u)}{3^d c (\text{vol}(v - u + 2a\Delta_c \mathbf{1}) - \text{vol}(v - u))^{1/2}} = \frac{y}{3^d c} \left[\prod_{j=1}^d \left(1 + \frac{2a\Delta_c}{v_j - u_j} \right) - 1 \right]^{-1/2} \\ &\geq (1 + o(1)) \frac{y}{3^d c} \left(\frac{da}{c^2} \right)^{-1/2} \sim \frac{y}{3^d \sqrt{da}}. \end{aligned} \quad (38)$$

Hence for all large c ,

$$\frac{x}{s_{\mathcal{A}}} \geq 2^{d+1/2} \text{ when } y \geq \gamma \text{ for } a \leq \left(\frac{\gamma}{6^{d+1/2}} \right)^2 \frac{1}{d}.$$

By (35) and (37), and since $s_{\mathcal{A}_b} \leq s_{\mathcal{A}}$,

$$\text{(I)} \leq (2^d + o(1)) \psi(c) \sum_{b \in \mathcal{B}} \int_\gamma^{\omega c} e^y P\left\{ |S_{\mathcal{A}_b}| \geq \frac{\sigma_n(z_0)y}{6^d c} \right\} dy. \quad (39)$$

Apply Lemma B.5(a) and note that the sum in (39) is dominated by the $2d$ values of b having

a single non-zero entry. Then by (38), (36) holds (for large c and small a) when

$$N_a(\gamma) = d2^{d+2} \int_{\gamma}^{\infty} e^{y\psi} \left(\frac{y}{6^{d+1/2} \sqrt{da}} \right) dy.$$

We check that when $\gamma_a = a^{1/3}$, then $N_a(\gamma_a) + \int_1^{\infty} \tau^s N_a(\gamma_a + \tau) = o(a^p)$ as $a \rightarrow 0$ for all $s > 0$ and $p > 0$, and that

$$P\left\{ \sup_{0 \leq k \leq a\mathbf{1}} \mathbb{X}_c(-u_1, v_1) > c, \mathbb{X}_c(-u, v) \leq c - \omega \right\} \leq P\left\{ \sup_{0 \leq k \leq a\mathbf{1}} \sum_{i \in J_n(z_\delta) \setminus J_n(z_0)} Z_i \geq \omega \sigma_n(z_0) \right\} = o(\psi(c))$$

for all ω large, by a similar partitioning argument and applications of Lemmas B.5(a) and B.9(a). \square

C Proof of Theorem 4.1

We have

$$\begin{aligned} \bar{m}_j(\theta_n, x) &= \bar{m}_j(\theta_0, x_0) + \bar{m}_j(\theta_n, x) - \bar{m}_j(\theta_0, x) + \bar{m}_j(\theta_0, x) - \bar{m}_j(\theta_0, x_0) \\ &= [\bar{m}_{\theta,j}(\theta_n^*, x)a]r_n + \bar{m}_j(\theta_0, x) - \bar{m}_j(\theta_0, x_0) \leq [\bar{m}_{\theta,j}(\theta_n^*, x)a]r_n + C \left(\frac{x - x_0}{\|x - x_0\|} \right) \|x - x_0\|^\gamma \end{aligned}$$

for x in some neighborhood of x_0 . Thus, letting h be some small scalar going to zero with n , for sh and $(s+t)h$ small enough, we have

$$\begin{aligned} &Em_j(W_i, \theta_n) I(sh + x_0 < X_i < (s+t)h + x_0) \\ &\leq \int_{x \in \mathcal{X}, sh+x_0 < x < (s+t)h+x_0} \left\{ [\bar{m}_{\theta,j}(\theta_n^*, x)a]r_n + C \left(\frac{x - x_0}{\|x - x_0\|} \right) \|x - x_0\|^\gamma \right\} f(x) dx \\ &= \int_{x_0+uh \in \mathcal{X}, s < u < s+t} \left\{ [\bar{m}_{\theta,j}(\theta_n^*, x_0 + uh)a]r_n/h^\gamma + C \left(\frac{u}{\|u\|} \right) \|u\|^\gamma \right\} f(x_0 + uh) h^{d_X + \gamma} du \end{aligned}$$

where the last equality uses the change of variables $u = (x - x_0)/h$. We also have

$$\begin{aligned} &\sigma_j^2(sh + x_0, (s+t)h + x_0, \theta_n) \\ &= Em_j(W_i, \theta_n)^2 I(sh + x_0 < X_i < (s+t)h + x_0) - [Em_j(W_i, \theta_n) I(sh + x_0 < X_i < (s+t)h + x_0)]^2 \\ &\leq \int_{x \in \mathcal{X}, sh+x_0 < x < (s+t)h+x_0} \mu_{2,j}^2(x) f(x) dx = \int_{x_0+uh \in \mathcal{X}, s < u < s+t} \mu_{2,j}^2(x_0 + uh) f(x_0 + uh) h^{d_X} dx. \end{aligned}$$

using the same change of variables. Under these assumptions, $\mu_{2,j}^2(x_0 + uh)$ converges to $\Sigma_{jj}(x_0)$ and $f(x_0 + uh) \rightarrow f(x_0)$ uniformly over bounded u as h approaches 0.

Thus, for any $\varepsilon > 0$, we will have, for small enough h and bounded s and t , $Em_j(W_i, \theta_n)I(sh + x_0 < X_i < (s+t)h + x_0)/\sigma_j(sh + x_0, th, \theta_n)$ is, for any s, t such that the expression is negative, bounded from above by

$$h^{d_X/2+\gamma} \frac{[f(x_0)^{1/2} - \varepsilon] \int_{x_0+uh \in \mathcal{X}, s < u < s+t} \left\{ [\bar{m}_{\theta,j}(\theta_0, x_0)a + \varepsilon] r_n/h^\gamma + C \left(\frac{u}{\|u\|} \right) \|u\|^\gamma \right\} du}{[\Sigma_{jj}^{1/2}(x_0) + \varepsilon] \text{vol}\{u | x_0 + uh \in \mathcal{X}, s < u < s+t\}^{1/2}}$$

Setting $h = r_n^{1/\gamma}$, this is equal to

$$r_n^{(d_X/2+\gamma)/\gamma} \lambda(s, t, (\mathcal{X} - x_0)/r_n^\gamma, \varepsilon)$$

for a function λ that does not depend on r_n . Note that the sequence of sets $(\mathcal{X} - x_0)/r_n^\gamma$ satisfies $(\mathcal{X} - x_0)/r_k^\gamma \subseteq (\mathcal{X} - x_0)/r_\ell^\gamma$ for $r_\ell < r_k$ by convexity of \mathcal{X} , so, letting $\mathcal{U} = \cup_{k=1}^\infty (\mathcal{X} - x_0)/r_k$, we will have $\text{vol}(\{s < u < s+t\} \cap (\mathcal{U} \setminus (\mathcal{X} - x_0)/r_k)) \rightarrow 0$. It follows that $\lambda(s, t, (\mathcal{X} - x_0)/r_n, \varepsilon) \rightarrow \lambda(s, t, \mathcal{U}, \varepsilon)$. Since this holds for all $\varepsilon > 0$ and λ is continuous in ε , we have, for any s, t ,

$$\begin{aligned} & - \frac{E_n m_j(W_i, \theta_n) I(sr_n^{1/\gamma} + x_0 < X_i < (s+t)r_n^{1/\gamma} + x_0)}{\hat{\sigma}_j(sr_n^{1/\gamma} + x_0, tr_n^{1/\gamma}, \theta_n)} - \hat{q}_{1-\alpha} \\ & = - \frac{Em_j(W_i, \theta_n) I(sr_n^{1/\gamma} + x_0 < X_i < (s+t)r_n^{1/\gamma} + x_0)}{\sigma_j(sr_n^{1/\gamma} + x_0, tr_n^{1/\gamma}, \theta_n)} + \mathcal{O}_P(n^{-1/2}) - \hat{q}_{1-\alpha} \\ & \geq r_n^{(d_X/2+\gamma)/\gamma} [-\lambda(s, t, \mathcal{U}, 0) + o(1) - \hat{q}_{1-\alpha}/r_n^{(d_X/2+\gamma)/\gamma}] + \mathcal{O}_P(n^{-1/2}) \\ & = r_n^{(d_X/2+\gamma)/\gamma} \left\{ -\lambda(s, t, \mathcal{U}, 0) + o(1) - \frac{(2 \log t_n^{-d_X})^{1/2}}{n^{1/2} r_n^{(d_X/2+\gamma)/\gamma}} (1 + o_P(1)) + \mathcal{O}_P(n^{-1/2} r_n^{-(d_X/2+\gamma)/\gamma}) \right\} \end{aligned}$$

Note that the $o_P(1)$ term absorbs the $\mathcal{O}_P(1)$ term, so that the above expression will be negative with probability approaching one for some s, t as long as

$$\limsup \frac{(2 \log t_n^{-d_X})^{1/2}}{n^{1/2} r_n^{(d_X/2+\gamma)/\gamma}} < \sup_{s,t} -\lambda(s, t, \mathcal{U}, 0),$$

and this condition can be rearranged to

$$\liminf r_n \left(\frac{n}{2 \log t_n^{-d_X}} \right)^{\gamma/(d_X+2\gamma)} > -1/[\inf_{s,t} \lambda(s, t, \mathcal{U}, 0)]^{\gamma/(d_X/2+\gamma)}.$$

D Comparison to Intermediate Gaussian Approximations

In this section of the appendix, we compare our approach to the results that could be obtained using intermediate gaussian approximations. As shown in Section 4, t_n must be chosen at least as small as the optimal bandwidth in order for the test to have good power for a given data generating process. Theorem 2.1 allows t_n to be chosen equal to n^{-1/d_X} times a $\log n$ term, which is small enough to adapt to any Holder class for the conditional mean. Using the best available results for gaussian approximations in Rio (1994) would give a rate of approximation of a $\log n$ term times $n^{-1/[2(d_X+1)]}$ for the random process $(s, t) \mapsto \sqrt{n} E_n m(W_i, \theta) I(s < X_i < s+t)$. The test statistic weights this by the inverse of its estimated standard deviation which, at the minimum scale t_n , is of order $t_n^{-d_X/2}$. Thus, in order to use the gaussian approximation of Rio (1994), we would need $t_n^{-d_X/2} \cdot n^{-1/[2(d_X+1)]}$ to go to zero more quickly than a $\log n$ term, which would mean that t_n would have to decrease more slowly than a $\log n$ term times $n^{-\frac{1}{d_X(d_X+1)}}$. For the test to achieve optimal power when the conditional mean has γ continuous derivatives (where noninteger values of γ correspond to Holder conditions), t_n must decrease at least as quickly as $n^{-1/(d_X+2\gamma)}$. Thus, using a gaussian approximation would only lead to optimal power when $\frac{1}{d_X+2\gamma} \leq \frac{1}{d_X(d_X+1)}$, which can be rewritten as $d_X + 2\gamma \geq d_X^2 + d_X$ or $\gamma \geq d_X^2/2$.

Since the use of positive kernels (in this case indicator functions) prevents multiscale statistics from being adaptive to $\gamma > 2$ derivatives, this means that the approach based on the gaussian approximations in Rio (1994) would be adaptive to a range of $[d_X^2/2, 2]$ for the smoothness parameter γ . Thus, while this approach would lead to useful (if not optimal) results for a one dimensional covariate, it would not be adaptive in two dimensions, and would be dominated by a kernel statistic with a single bandwidth in more than two dimensions. In contrast, our result allows adaptivity to all γ in $(0, 2]$ regardless of the dimension of X_i , which is the best possible result.

Another approach is to restrict the set (s, t) over which the supremum is taken to a finite set and place conditions on the rate at which this set increases with the sample size. While this approach does not apply directly to the statistic considered here, it is useful to

compare our results to this approach as well. Using the results of Chatterjee (2005) along with this approach and a method of proof that avoids deriving an asymptotic distribution, Chetverikov (2012) provides a test that is adaptive in the range $\gamma \in [d_X, 2]$. However, using the more recent results of Chernozhukov, Chetverikov, and Kato (2013), which was written contemporaneously with the first draft of the present paper, this could be improved to achieve adaptivity in the full range $\gamma \in (0, 2]$.

E Power Comparisons with Other Procedures

This appendix discusses in more detail the optimality properties mentioned in the main text. Since most of the results used here are from other papers, we refer to these papers for details.

Armstrong (2014a), Armstrong (2011a) and Armstrong (2014b) show that, under conditions that imply Assumption 4.1 (these conditions essentially amount to Assumption 4.1 plus an assumption that γ in that condition is the largest γ possible), several other procedures do not achieve the same rate for detecting local alternatives. In particular, the conclusions of Theorem 4.1 can only hold if the sequence r_n approaches zero at a rate that is slower than the rate given in Theorem 4.1 by a polynomial factor.

While these conditions are arguably natural in conditional moment inequality models, other procedures will do better in certain cases. For example, the tests of Andrews and Shi (2013) and Lee, Song, and Whang (2013) will perform better under certain alternatives local to a null under which the contact set has nonzero probability (achieving a \sqrt{n} rate where the test in this paper achieves a $\sqrt{n/\log n}$ rate; see the second display of Theorem B.4 in Armstrong, 2014b for the latter result). If one chooses between these conditions using a minimax criterion and smoothness conditions, the test in this paper achieves the optimal rate among tests available in the literature.

Formally, let $\phi_n(\theta)$ be the test in this paper with $t_n = [(\log n)^5/n]^{1/d_X}$ (i.e. $\phi_n(\theta) = 1$ when the test rejects and zero otherwise) and asymptotic level α (other choices of t_n would work here as well). Then, for certain classes of distributions \mathcal{P}_γ defined by smoothness conditions and additional regularity conditions,

$$\liminf_n \inf_{P \in \mathcal{P}_\gamma} \inf_{\theta \text{ s.t. } d(\theta, \theta_0) \geq C^* [(\log n)/n]^{\gamma/(d_X+2\gamma)} \text{ all } \theta_0 \in \Theta_0(P)} E_P \phi_n(\theta) = 1 \quad (40)$$

for some finite constant C^* . For several other tests in the literature, the minimax rate is strictly worse (i.e. the right hand side of the display is zero when $\phi_n(\theta)$ is replaced by one of

these tests even if the sequence $[(\log n)/n]^{\gamma/(d_X+2\gamma)}$ is replaced by a sequence that approaches zero at a strictly slower rate). See Section A.2 of Armstrong (2014a) for a formal statement. (Formally, these results apply to a slightly different test than the one used in this paper, since the truncation is done in a different way. However, the results can be shown to hold for the test in this paper by following the same arguments.)

Note that the rate $[(\log n)/n]^{\gamma/(d_X+2\gamma)}$ differs from the $n^{-1/2}$ rate obtained for local alternatives in regular point identified models. This arises from sequences of alternatives of the form considered in Theorem 4.1, which are local to a point where the conditional moment inequalities are binding on a zero probability set. The test developed in this paper is tailored to this case, and it achieves the best rate among tests available in the literature for this form of alternative. In contrast, for regular point identified models, moment conditions will hold with equality on a positive probability set under the (unique) true value of θ .

To our knowledge, the only other tests in the literature that do not have a strictly worse minimax rate than the tests in this paper in the sense described above are those considered by Armstrong (2014b), Chetverikov (2012) and Chernozhukov, Lee, and Rosen (2013). Since the first two papers consider tests that differ from those in the present paper only in implementation and in minor details in the definition of the test, let us compare these tests to those proposed in Chernozhukov, Lee, and Rosen (2013). The tests in Chernozhukov, Lee, and Rosen (2013) use the supremum of a kernel based estimate of the conditional mean. If γ is known and used to choose an optimal sequence of bandwidths, this test will achieve (40). However, if one uses a sequence of kernels based on an incorrect choice of γ , the rate will be strictly worse. (While these results for kernel estimators have not been shown formally in the literature, Theorem 5.3 in Armstrong, 2014b, gives the result for setwise confidence regions and rates of convergence in Hausdorff distance, and the above statements follow from similar arguments). Note, however, that these results hold when positive kernels are used, and that the test of Chernozhukov, Lee, and Rosen (2013) may perform better in situations with more smoothness (larger γ) when γ is known and higher order kernels are used.

Thus, the tests proposed in this paper (along with those in Armstrong, 2014b and Chetverikov, 2012) are the only tests in the literature that achieve (40) without knowledge of γ . In this sense, these tests are adaptive. The results described above consider only the rate (the results show that there exists a C^* such that (40) holds, but do not give the smallest C^* such that (40) holds), but it seems likely that the kernel approach of Chernozhukov, Lee, and Rosen (2013) will achieve (40) with a better constant if prior

knowledge of γ and other aspects of the data generating process are used to pick the optimal bandwidth. The comparison of critical values in Section 3 gives some idea of this.

The results described above consider optimality over a class of tests (which appears to include essentially all tests currently available, at least in the recent econometrics literature on conditional moment inequalities). One may also ask whether the rate in (40) is optimal among all tests (i.e., if one replaces C^* with a small enough $C_* > 0$, the right hand side of (40) is 0 for any sequence of level α tests). While such results are, to our knowledge, not currently available, Menzel (2010) considers a similar result for the related problem of estimation of the identified set and gives the same rate.

In addition, there is a large literature that considers minimax testing on a conditional mean when $d(\theta, \theta_0)$ is replaced by the distance between $E_P(Y|X_i = x)$ and the 0 function, where distance is given by the L_p norm (or positive L_p norm) on the space of real valued functions for some $1 \leq p \leq \infty$ (see Ingster and Suslina, 2003, for a review of this literature). These results apply in our setting with $Y_i = m(W_i, \theta)$. Formally, these papers give constants $0 < C_* \leq C^*$ and sequences r_n such that

$$\liminf_n \inf_{P \in \mathcal{P}_\gamma \text{ s.t. } \varphi(E_P(Y_i|X_i=x)) \geq C_* r_n} E_P \phi_n = 0$$

for any sequence of level α tests ϕ_n of and, for some sequence of level α tests ϕ_n^* ,

$$\liminf_n \inf_{P \in \mathcal{P}_\gamma \text{ s.t. } \varphi(E_P(Y_i|X_i=x)) \geq C_* r_n} E_P \phi_n^* = 1, \quad (41)$$

where the null is given by $H_0 : E_P(Y_i|X_i) \geq 0$ a.s. or $H_0 : E_P(Y_i|X_i) = 0$ a.s. Here φ is a functional from the space of measurable functions on the support of X_i to $[0, \infty)$ that measures distance of the conditional mean from zero, and r_n , C_* and C^* depend on γ and ψ .

A striking finding of this literature is that the rate r_n and optimal test ϕ_n depend on the distance φ . For the case where $\varphi(f) = \max\{-\inf_{x \in \mathcal{X}} f(x), 0\}$, Dümbgen and Spokoiny (2001) and Chetverikov (2012) give these results with r_n given by the rate in (40), and show that tests similar to those considered in the present paper achieve this rate. For the two-sided version of this problem, Spokoiny (1996) and Horowitz and Spokoiny (2001) have considered adaptivity under the L_p norm $\varphi(f) = (\int |f(x)|^p d\mu(x))^{1/p}$ with $p < \infty$. In contrast to the L_∞ case, Horowitz and Spokoiny (2001) use a statistic that takes the supremum over bandwidths of a test based on the L_2 norm of a kernel estimate of the conditional mean for the case where $p = 2$. By the results in Armstrong (2014a) mentioned above, the generalization of

this statistic to the one-sided case with γ known (which corresponds to one of the statistics considered by Lee, Song, and Whang, 2013) has a worse rate when one considers distance on θ with $Y_i = m(W_i, \theta)$ as in (40).

Thus, the results in Dümbgen and Spokoiny (2001), Chetverikov (2012), Armstrong (2014b) and Armstrong (2014a) discussed above suggest a connection between Euclidean distance on θ and the L_∞ norm for the conditional mean in these two problems. Our test is geared toward achieving good rates in (40). This reflects the practice of inverting hypothesis tests to obtain a confidence region for points in $\Theta_0(P)$ (see Imbens and Manski, 2004). The rates in (40) reflect how fast this confidence region shrinks toward $\Theta_0(P)$. Indeed, there is a close connection between this notion of relative efficiency and Hausdorff distance on sets in Θ , and Armstrong (2014b) shows that a version of our test with a stronger notion of coverage achieves the same rate of convergence in the Hausdorff metric between the confidence region and identified set. If one is not interested in θ and cares instead about detecting conditional means that violate the null by a particular amount according to an L_p norm, the optimal test will depend on p and will be different in the case where $p < \infty$.

F Other Methods of Calculating Critical Values

This appendix discusses other methods for computing critical values for our test. Results in the literature for other settings suggest that these methods may provide an improvement to the higher order accuracy of the nominal coverage of the test, particularly in the case where $t_n^{d_X}$ is not too small relative to $\text{vol}(\mathcal{X})$ (see Hall, 1979; Piterbarg, 1996, and the discussion below). However, we leave the question of higher order coverage accuracy for future research.

F.1 Direct Application of Tail Approximations

Our asymptotic distribution result uses a tail approximation of the form

$$P(\sqrt{n}S_n \leq r_n) \sim \exp(-d_Y \text{vol}(\mathcal{X}) t_n^{-d_X} \exp(-r_n^2/2) r_n^{4d_X-1} \pi^{-1/2} 2^{-2d_X-1/2}) \quad (42)$$

for the “least favorable” case where $E(m(W_i, \theta)|X_i) = 0$ almost surely. The result follows by setting $r_n = \sqrt{n}(r + b(\hat{c}_n))/a(\hat{c}_n)$, and noting that, for this choice of r_n the right hand side of the above display converges in probability to the extreme value cdf $\exp(-d_X \exp(-r))$.

This suggests another approach to calculating critical values: choose the critical value based directly on the right hand side of (42). That is, we reject when $\sqrt{n}S_n > \hat{q}_\alpha$ where \hat{q}_α

is the largest solution to

$$1 - \alpha = \exp \left(-d_Y \text{vol}(\hat{\mathcal{X}}) t_n^{-d_X} \exp(-q^2/2) q^{4d_X-1} \pi^{-1/2} 2^{-2d_X-1/2} \right).$$

Piterbarg (1996) suggested a version of this approach in settings with a stationary Gaussian process, and showed that it leads to an asymptotic refinement in that setting in the sense that the critical value corresponding to our critical value in the main text gives a test with size $\alpha + \mathcal{O}(1/\log n)$, while the approach described in this section gives a test with size $\alpha + \mathcal{O}(n^{-K})$ for some constant K . In a different setting involving the supremum of a process exhibiting a different type of nonstationarity, Lee, Linton, and Whang (2009) propose a similar correction. While those authors do not formally consider asymptotic refinements, they provide monte carlo evidence of an improvement in finite samples. Based on these results, it seems likely that this correction could be shown to lead to some improvement in our setting. Formalizing these ideas is a useful direction for future research.

F.2 Simulated Critical Values

Our results can also be used to show the asymptotic validity of simulated critical values based on a certain bootstrap procedure. Since this procedure is based directly on the supremum of a random process rather than an extreme value limit, one might expect this procedure to give an improvement in coverage accuracy. We leave this question for future research, although we note that Chetverikov (2012) has shown that a different bootstrap procedure applied to a closely related test statistic achieves polynomial coverage. Whether this applies in our setting, and whether the polynomial rate is better than the one achieved by the refinement in Section F.1 (if this refinement does indeed achieve a polynomial rate), are both interesting questions for future research.

We define our simulated critical values as follows. For each j , let $\hat{M}_n(x)$ be any random sequence of functions that take values in \mathcal{X} to $d_Y \times d_Y$ symmetric, positive definite, matrices. We require that sequence of variance matrices given by $\hat{M}_n(x)$ be continuous in x and have correlation coefficients bounded away from one uniformly over n with probability one. One can choose $\hat{M}_n(x)$ to be an estimate of the conditional variance matrix of the $m(W_i, \theta)$, but this is not necessary, and $\hat{M}_n(x)$ can even be chosen to be the constant function that takes all values to the identity matrix. For each repetition b of B simulations, we draw n independent outcome variables $\{Y_i^{*,b}\}_{i=1}^n$ with $Y_i^{*,b} \sim N(0, \hat{M}_n(X_i))$ independent across i and b conditional on the data. We form the test statistic $S_{n,b}^*$ for this repetition by replacing

$m(W_i, \theta)$ with $Y_i^{*,b}$ in the definition of the test statistic. The simulated critical value is given by the $1 - \alpha$ quantile of this bootstrap distribution:

$$\hat{q}_{1-\alpha, \text{sim}} = \inf \left\{ r \left| \frac{1}{B} \sum_{b=1}^B I(S_{n,b}^* \leq r) \geq 1 - \alpha \right. \right\}. \quad (43)$$

The asymptotic validity of this test follows immediately from the version of Theorem 2.1 in Appendix A that incorporates uniformity in the underlying distribution.

Theorem F.1. *Suppose that the null hypothesis (1) holds for θ and that Assumption 2.1 holds. Let $\hat{q}_{1-\alpha, \text{sim}}$ be as defined in (43) where $\hat{M}_n(x)$ is continuous in x uniformly in n and has correlation coefficients bounded away from one uniformly over n with probability one. Then*

$$\limsup_n P(S_n(\theta) > \hat{q}_{1-\alpha, \text{sim}}) \leq \alpha.$$

If, in addition, $\bar{m}(\theta, x) = 0$ for all $x \in \mathcal{X}$, then

$$P(S_n(\theta) > \hat{q}_{1-\alpha, \text{sim}}) \rightarrow \alpha.$$

G Additional Monte Carlos

This section describes the details for the monte carlo analysis of the test of Chetverikov (2012) reported in Tables 8, 9 and 10 and described briefly in Section 5. We include two forms of the test that differ in the choice of critical value. The plug-in asymptotic (PIA) critical value uses the least favorable distribution to compute the critical value. The generalized moment selection (GMS) critical value uses a pre-test to determine which moments are close to binding. We describe the additional implementation details below.

The test involves choosing the kernel K , a set of bandwidths H and an estimate $\hat{\Sigma}_{j,11}$ of the conditional variance $\text{var}(m(W_i, \theta) | X_i = x)$ evaluated at $x = X_j$. We follow Chetverikov's recommendations of setting $K(x) = .75(1 - \|x\|^2)I(\|x\| \leq 1)$ and $H = \{h = h_{\max} a^k | g \geq h_{\min}, k = 0, 1, 2, 3, \dots\}$ with $a = .5$, $h_{\max} = \max_{i,j=1,\dots,n} \|X_i - X_j\|/2$, $h_{\min} = 0.2h_{\max}(\log n/n)^{1/3}$. For the variance estimate, we form $\hat{\Sigma}_{j,11}$ as a nearest neighbor estimator, given by the sample variance of the Y_i 's corresponding to the observations with the nearest $k_n = \lceil n^{2/3} \rceil$ values of X to X_j (Chetverikov discusses variance estimation but does not explicitly recommend a particular estimator). For the critical value, we consider the plug-in asymptotic criti-

cal value $c_{1-\alpha}^{PIA}$ as well as the refined moment selection critical value $c_{1-\alpha}^{RMS}$, formed as in Chetverikov (2012) using $\gamma = 0.1/\log(n)$ as discussed by Chetverikov. We use 500 monte carlo replications and 500 bootstrap replications to form the critical value for each monte carlo replication.

To describe the test statistic, let us relabel the indices of the observations so that $X_1 < X_2 < \dots < X_n$. The test statistic is given by

$$T = \max_{s \in S} \frac{\hat{f}_s}{\hat{V}_s}$$

where $S = \{(i, h) | i = 1, n/50+1, 2n/50+1, \dots, (n-1)/50+1, h \in H\}$, $\hat{f}_{i,h} = \frac{\sum_{j=1}^n K((X_i - X_j)/h) Y_j}{\sum_{j=1}^n K((X_i - X_j)/h)}$ and $\hat{V}_{i,h}^2 = \frac{\sum_{j=1}^n K((X_i - X_j)/h)^2 \hat{\Sigma}_{j,11}^2}{[\sum_{j=1}^n K((X_i - X_j)/h)]^2}$ where $\hat{\Sigma}_{j,11}$ is the variance estimator described above. (This differs from the choice of S used in Chetverikov (2012) in that the maximum of the kernel estimator is taken at 50 values of x corresponding to a subset of X_i values rather than all n values of X_i . This is done for reasons of computational feasibility.) The critical value $c_{1-\alpha}^{PIA}$ is given by the $1 - \alpha$ quantile of

$$T^{PIA} = \max_{(i,h) \in S} \hat{V}_{i,h}^{-1} \frac{\sum_{j=1}^n K((X_i - X_j)/h) \tilde{Y}_j}{\sum_{j=1}^n K((X_i - X_j)/h)}$$

with $\tilde{Y}_j \sim N(0, \hat{\Sigma}_{1,jj})$ independently across j . The critical value $c_{1-\alpha}^{RMS}$ is given by the $1 - \alpha$ quantile of

$$T^{RMS} = \max_{(i,h) \in S^{RMS}} \hat{V}_{i,h}^{-1} \frac{\sum_{j=1}^n K((X_i - X_j)/h) \tilde{Y}_j}{\sum_{j=1}^n K((X_i - X_j)/h)}$$

where $S^{RMS} = \{s | \hat{f}_s / \hat{V}_s > -2c_{1-\gamma}^{PIA}\}$. We report the results of this test for the original monte carlo designs with both choices of critical value (PIA and RMS).

References

ANDREWS, D. W., S. BERRY, AND P. JIA (2004): “Confidence regions for parameters in discrete games with multiple equilibria, with an application to discount chain store location,” .

ANDREWS, D. W., AND P. GUGGENBERGER (2009): “Validity of Subsampling and ?plug-

- in Asymptotic? Inference for Parameters Defined by Moment Inequalities,” *Econometric Theory*, 25(03), 669–709.
- ANDREWS, D. W. K., AND P. JIA (2008): “Inference for Parameters Defined by Moment Inequalities: A Recommended Moment Selection Procedure,” *SSRN eLibrary*.
- ANDREWS, D. W. K., AND X. SHI (2013): “Inference Based on Conditional Moment Inequalities,” *Econometrica*, 81(2), 609–666.
- ANDREWS, D. W. K., AND G. SOARES (2010): “Inference for Parameters Defined by Moment Inequalities Using Generalized Moment Selection,” *Econometrica*, 78(1), 119–157.
- ARMSTRONG, T. (2011a): “Asymptotically Exact Inference in Conditional Moment Inequality Models,” *Unpublished Manuscript*.
- (2011b): “Weighted KS Statistics for Inference on Conditional Moment Inequalities,” *Unpublished Manuscript*.
- (2014a): “On the Choice of Test Statistic for Conditional Moment Inequality Models,” *Unpublished Manuscript*.
- ARMSTRONG, T. B. (2014b): “Weighted KS statistics for inference on conditional moment inequalities,” *Journal of Econometrics*, 181(2), 92–116.
- BERESTEANU, A., AND F. MOLINARI (2008): “Asymptotic Properties for a Class of Partially Identified Models,” *Econometrica*, 76(4), 763–814.
- BICKEL, P. J., AND M. ROSENBLATT (1973): “On some global measures of the deviations of density function estimates,” *The Annals of Statistics*, pp. 1071–1095.
- BUGNI, F. A. (2010): “Bootstrap Inference in Partially Identified Models Defined by Moment Inequalities: Coverage of the Identified Set,” *Econometrica*, 78(2), 735–753.
- CHAN, H. P., AND T. L. LAI (2006): “Maxima of asymptotically Gaussian random fields and moderate deviation approximations to boundary crossing probabilities of sums of random variables with multidimensional indices,” *The Annals of Probability*, 34(1), 80–121.
- CHATTERJEE, S. (2005): “A simple invariance theorem,” *arXiv:math/0508213*.

- CHERNOZHUKOV, V., D. CHETVERIKOV, AND K. KATO (2013): “Gaussian approximations and multiplier bootstrap for maxima of sums of high-dimensional random vectors,” *The Annals of Statistics*, 41(6), 2786–2819.
- CHERNOZHUKOV, V., H. HONG, AND E. TAMER (2007): “Estimation and Confidence Regions for Parameter Sets in Econometric Models,” *Econometrica*, 75(5), 1243–1284.
- CHERNOZHUKOV, V., S. LEE, AND A. M. ROSEN (2009): “Intersection bounds: estimation and inference,” *Arxiv preprint arXiv:0907.3503*.
- CHERNOZHUKOV, V., S. LEE, AND A. M. ROSEN (2013): “Intersection Bounds: Estimation and Inference,” *Econometrica*, 81(2), 667–737.
- CHETVERIKOV, D. (2012): “Adaptive Test of Conditional Moment Inequalities,” *Unpublished Manuscript*.
- CILIBERTO, F., AND E. TAMER (2009): “Market structure and multiple equilibria in airline markets,” *Econometrica*, 77(6), 1791–1828.
- DÜMBGEN, L., AND V. G. SPOKOINY (2001): “Multiscale Testing of Qualitative Hypotheses,” *The Annals of Statistics*, 29(1), 124–152.
- FELLER, W. (1971): *An Introduction to Probability Theory and Its Applications, Vol. 2*. Wiley, volume 2 edn.
- HALL, P. (1979): “On the Rate of Convergence of Normal Extremes,” *Journal of Applied Probability*, 16(2), 433–439.
- HANSEN, P. R. (2005): “A Test for Superior Predictive Ability,” *Journal of Business & Economic Statistics*, 23(4), 365–380.
- HOROWITZ, J. L., AND V. G. SPOKOINY (2001): “An Adaptive, Rate-Optimal Test of a Parametric Mean-Regression Model Against a Nonparametric Alternative,” *Econometrica*, 69(3), 599–631.
- IMBENS, G. W., AND C. F. MANSKI (2004): “Confidence Intervals for Partially Identified Parameters,” *Econometrica*, 72(6), 1845–1857.
- INGSTER, Y., AND I. A. SUSLINA (2003): *Nonparametric Goodness-of-Fit Testing Under Gaussian Models*. Springer.

- KHAN, S., AND E. TAMER (2009): “Inference on endogenously censored regression models using conditional moment inequalities,” *Journal of Econometrics*, 152(2), 104–119.
- KIM, K. I. (2008): “Set estimation and inference with models characterized by conditional moment inequalities,” .
- LEE, S., O. LINTON, AND Y.-J. WHANG (2009): “Testing for Stochastic Monotonicity,” *Econometrica*, 77(2), 585–602.
- LEE, S., K. SONG, AND Y.-J. WHANG (2013): “Testing functional inequalities,” *Journal of Econometrics*, 172(1), 14–32.
- MANSKI, C. F. (1990): “Nonparametric Bounds on Treatment Effects,” *The American Economic Review*, 80(2), 319–323.
- MANSKI, C. F., AND E. TAMER (2002): “Inference on Regressions with Interval Data on a Regressor or Outcome,” *Econometrica*, 70(2), 519–546.
- MENZEL, K. (2008): “Estimation and Inference with Many Moment Inequalities,” *Preprint, Massachusetts Institute of Technology*.
- MENZEL, K. (2010): “Consistent Estimation with Many Moment Inequalities,” *Unpublished Manuscript*.
- MOON, H. R., AND F. SCHORFHEIDE (2009): “Bayesian and Frequentist Inference in Partially Identified Models,” *National Bureau of Economic Research Working Paper Series*, No. 14882.
- PAKES, A., J. PORTER, K. HO, AND J. ISHII (2006): “Moment Inequalities and Their Application,” *Unpublished Manuscript*.
- PITERBARG, V. I. (1996): *Asymptotic Methods in the Theory of Gaussian Processes and Fields*. American Mathematical Soc.
- POLLARD, D. (1984): *Convergence of stochastic processes*. Springer, New York, NY.
- PONOMAREVA, M. (2010): “Inference in Models Defined by Conditional Moment Inequalities with Continuous Covariates,” .
- RIO, E. (1994): “Local invariance principles and their application to density estimation,” *Probability Theory and Related Fields*, 98(1), 21–45.

- ROMANO, J. P., AND A. M. SHAIKH (2008): “Inference for identifiable parameters in partially identified econometric models,” *Journal of Statistical Planning and Inference*, 138(9), 2786–2807.
- ROMANO, J. P., AND A. M. SHAIKH (2010): “Inference for the Identified Set in Partially Identified Econometric Models,” *Econometrica*, 78(1), 169–211.
- SPOKOINY, V. G. (1996): “Adaptive hypothesis testing using wavelets,” *The Annals of Statistics*, 24(6), 2477–2498.
- STOYE, J. (2009): “More on Confidence Intervals for Partially Identified Parameters,” *Econometrica*, 77(4), 1299–1315.
- WICHURA, M. J. (1969): “Inequalities with Applications to the Weak Convergence of Random Processes with Multi-Dimensional Time Parameters,” *The Annals of Mathematical Statistics*, 40(2), 681–687.

Figure 1: 95% Confidence Region Using Weighted Sup Statistic (this paper)

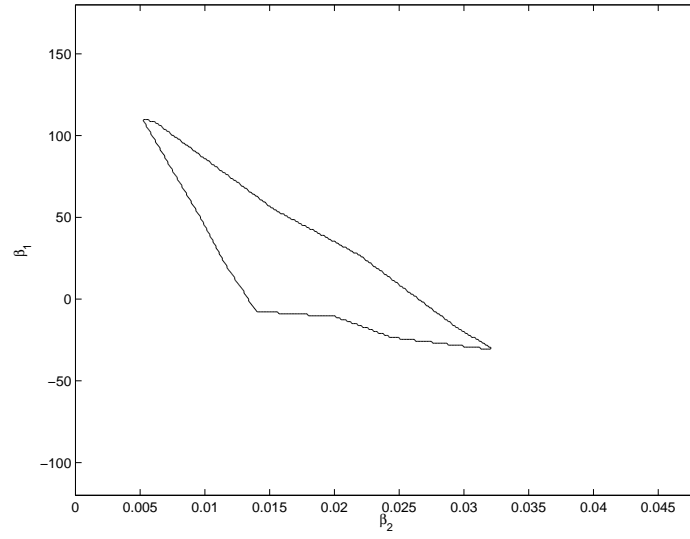


Figure 2: 95% Confidence Region Using Unweighted Statistic and Subsampling with Estimated Rate

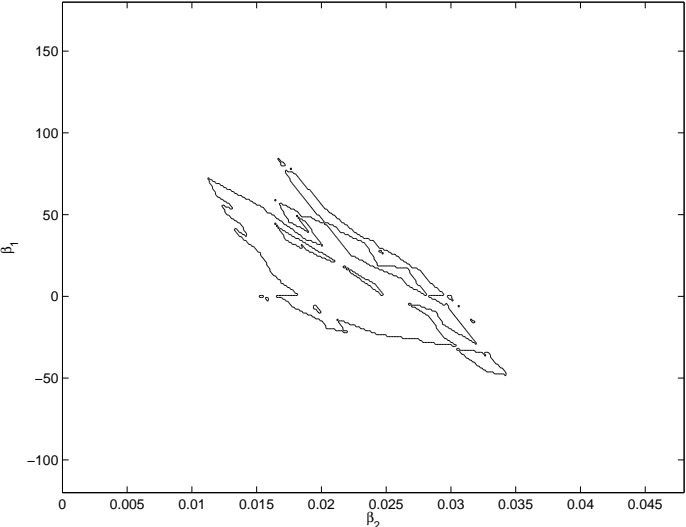
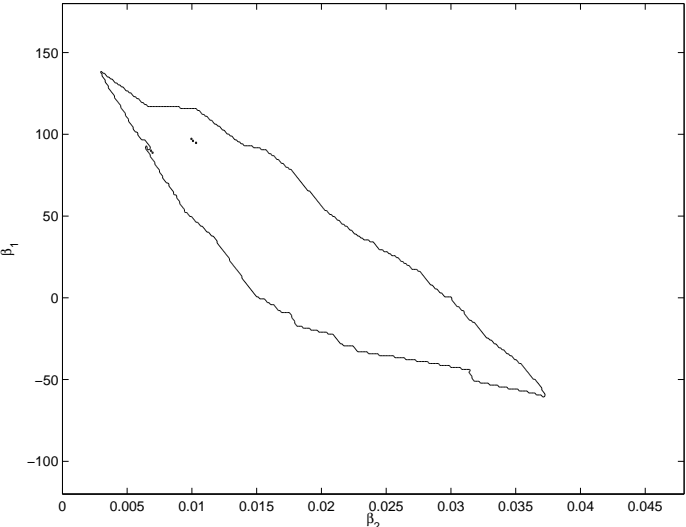


Figure 3: 95% Confidence Region Using Unweighted Statistic and Subsampling with Conservative Rate



	t_n	$n = 100$	$n = 500$	$n = 1000$
nominal size .1	$n^{-1/5}$	0.2510	0.1840	0.1770
	$n^{-1/3}$	0.1640	0.1160	0.1150
	$n^{-1/2}$	0.0890	0.0770	0.0880
nominal size .05	$n^{-1/5}$	0.1020	0.0650	0.0790
	$n^{-1/3}$	0.0750	0.0410	0.0550
	$n^{-1/2}$	0.0340	0.0220	0.0350

Table 1: False Rejection Probabilities for Least Favorable Null

t_n	$\theta_1 - \bar{\theta}_1$	$n = 100$	$n = 500$	$n = 1000$
$n^{-1/5}$	0	0.0490	0.0490	0.0500
	.1	0.2070	0.5030	0.7290
	.2	0.4800	0.9540	1.0000
	.3	0.7590	1.0000	1.0000
	.4	0.9560	1.0000	1.0000
	.5	0.9970	1.0000	1.0000
$n^{-1/3}$	0	0.0500	0.0500	0.0500
	.1	0.1440	0.4530	0.6300
	.2	0.3780	0.9390	0.9980
	.3	0.6910	1.0000	1.0000
	.4	0.8860	1.0000	1.0000
	.5	0.9820	1.0000	1.0000
$n^{-1/2}$	0	0.0440	0.0500	0.0490
	.1	0.1560	0.3580	0.5020
	.2	0.3480	0.8980	0.9910
	.3	0.6490	0.9990	1.0000
	.4	0.8620	1.0000	1.0000
	.5	0.9740	1.0000	1.0000

Table 2: Power for Level $\alpha = .05$ Test with Critical Values Based on Finite Sample Least Favorable Distribution (Design 1)

t_n	$\theta_1 - \bar{\theta}_1$	$n = 100$	$n = 500$	$n = 1000$
$n^{-1/5}$	0	0.0020	0.0000	0.0000
	.1	0.0000	0.0000	0.0000
	.2	0.0060	0.0160	0.0320
	.3	0.0260	0.1380	0.2950
	.4	0.0640	0.4490	0.8310
	.5	0.1750	0.8480	0.9950
$n^{-1/3}$	0	0.0020	0.0000	0.0010
	.1	0.0070	0.0120	0.0050
	.2	0.0160	0.0620	0.1000
	.3	0.0410	0.2150	0.4560
	.4	0.1190	0.6040	0.8760
	.5	0.2100	0.9020	0.9960
$n^{-1/2}$	0	0.0020	0.0010	0.0010
	.1	0.0060	0.0140	0.0100
	.2	0.0230	0.0570	0.0860
	.3	0.0380	0.2290	0.3890
	.4	0.1190	0.5320	0.7910
	.5	0.2030	0.8500	0.9820

Table 3: Power for Level $\alpha = .05$ Test with Critical Values Based on Finite Sample Least Favorable Distribution (Design 2)

t_n	$\theta_1 - \bar{\theta}_1$	$n = 100$	$n = 500$	$n = 1000$
$n^{-1/5}$	0	0.0100	0.0030	0.0020
	.1	0.0340	0.0640	0.1200
	.2	0.0930	0.4660	0.7040
	.3	0.2720	0.8690	0.9900
	.4	0.5010	0.9940	1.0000
	.5	0.7670	1.0000	1.0000
$n^{-1/3}$	0	0.0140	0.0040	0.0070
	.1	0.0390	0.1040	0.1160
	.2	0.1120	0.4290	0.6400
	.3	0.2570	0.8380	0.9790
	.4	0.4630	0.9940	1.0000
	.5	0.7170	1.0000	1.0000
$n^{-1/2}$	0	0.0160	0.0060	0.0080
	.1	0.0300	0.0830	0.0870
	.2	0.1210	0.3250	0.5230
	.3	0.2400	0.7620	0.9670
	.4	0.3970	0.9840	1.0000
	.5	0.6690	1.0000	1.0000

Table 4: Power for Level $\alpha = .05$ Test with Critical Values Based on Finite Sample Least Favorable Distribution (Design 3)

t_n	$\theta_1 - \bar{\theta}_1$	$n = 100$	$n = 500$	$n = 1000$
$n^{-1/5}$	0	0.0240	0.0250	0.0250
	.1	0.1260	0.4200	0.5980
	.2	0.3460	0.9350	0.9980
	.3	0.6410	1.0000	1.0000
	.4	0.9150	1.0000	1.0000
	.5	0.9900	1.0000	1.0000
$n^{-1/3}$	0	0.0250	0.0250	0.0250
	.1	0.0780	0.3360	0.5090
	.2	0.2580	0.8860	0.9930
	.3	0.5690	0.9990	1.0000
	.4	0.8140	1.0000	1.0000
	.5	0.9650	1.0000	1.0000
$n^{-1/2}$	0	0.0230	0.0250	0.0250
	.1	0.0960	0.2630	0.3770
	.2	0.2580	0.8430	0.9840
	.3	0.5440	0.9980	1.0000
	.4	0.7970	1.0000	1.0000
	.5	0.9580	1.0000	1.0000

Table 5: Power for Level $\alpha = 1 - (1 - .05)^{1/2}$ Test (corresponds to level α with a nonbinding moment) with Critical Values Based on Finite Sample Least Favorable Distribution (Design 1)

t_n	$\theta_1 - \bar{\theta}_1$	$n = 100$	$n = 500$	$n = 1000$
$n^{-1/5}$	0	0	0	0
	.1	0	0	0
	.2	0.0030	0.0090	0.0110
	.3	0.0130	0.1040	0.2020
	.4	0.0270	0.3860	0.7450
	.5	0.1120	0.7880	0.9900
$n^{-1/3}$	0	0.0020	0	0
	.1	0.0020	0.0060	0.0040
	.2	0.0070	0.0330	0.0670
	.3	0.0190	0.1370	0.3710
	.4	0.0710	0.4920	0.8270
	.5	0.1370	0.8270	0.9930
$n^{-1/2}$	0	0.0010	0	0.0010
	.1	0.0010	0.0090	0.0030
	.2	0.0100	0.0400	0.0400
	.3	0.0250	0.1640	0.2990
	.4	0.0760	0.4540	0.7210
	.5	0.1440	0.7930	0.9730

Table 6: Power for Level $\alpha = 1 - (1 - .05)^{1/2}$ Test (corresponds to level α with a nonbinding moment) with Critical Values Based on Finite Sample Least Favorable Distribution (Design 2)

t_n	$\theta_1 - \bar{\theta}_1$	$n = 100$	$n = 500$	$n = 1000$
$n^{-1/5}$	0	0.0060	0.0020	0.0010
	.1	0.0170	0.0460	0.0680
	.2	0.0540	0.3750	0.5810
	.3	0.1860	0.8260	0.9770
	.4	0.3810	0.9890	1.0000
	.5	0.6440	1.0000	1.0000
$n^{-1/3}$	0	0.0080	0.0010	0.0030
	.1	0.0210	0.0650	0.0760
	.2	0.0470	0.3150	0.5620
	.3	0.1650	0.7520	0.9630
	.4	0.3430	0.9860	1.0000
	.5	0.5990	1.0000	1.0000
$n^{-1/2}$	0	0.0090	0.0010	0.0030
	.1	0.0170	0.0510	0.0510
	.2	0.0870	0.2480	0.4160
	.3	0.1590	0.6910	0.9470
	.4	0.2990	0.9680	1.0000
	.5	0.5640	0.9990	1.0000

Table 7: Power for Level $\alpha = 1 - (1 - .05)^{1/2}$ Test (corresponds to level α with a nonbinding moment) with Critical Values Based on Finite Sample Least Favorable Distribution (Design 3)

Critical Value	$\theta_1 - \bar{\theta}_1$	$n = 100$	$n = 500$	$n = 1000$
PIA	0	0.0540	0.0680	0.0520
	.1	0.1680	0.3360	0.5120
	.2	0.3880	0.8780	0.9980
	.3	0.6580	0.9980	1.0000
	.4	0.8760	1.0000	1.0000
	.5	0.9760	1.0000	1.0000
GMS	0	0.0540	0.0680	0.0520
	.1	0.1680	0.3360	0.5120
	.2	0.3880	0.8780	0.9980
	.3	0.6580	0.9980	1.0000
	.4	0.8760	1.0000	1.0000
	.5	0.9760	1.0000	1.0000

Table 8: Power for Chetverikov (2012) Test (Design 1)

Critical Value	$\theta_1 - \bar{\theta}_1$	$n = 100$	$n = 500$	$n = 1000$
PIA	0	0.0020	0.0060	0.0020
	.1	0.0060	0.0120	0.0220
	.2	0.0300	0.0680	0.0900
	.3	0.0820	0.1880	0.4280
	.4	0.1420	0.5220	0.8360
	.5	0.2560	0.8600	0.9940
GMS	0	0.0020	0.0080	0.0040
	.1	0.0060	0.0140	0.0300
	.2	0.0300	0.0740	0.1180
	.3	0.0840	0.2060	0.4680
	.4	0.1480	0.5400	0.8620
	.5	0.2580	0.8800	0.9960

Table 9: Power for Chetverikov (2012) Test (Design 2)

Critical Value	$\theta_1 - \bar{\theta}_1$	$n = 100$	$n = 500$	$n = 1000$
PIA	0	0.0120	0.0140	0.0100
	.1	0.0260	0.0500	0.1160
	.2	0.1080	0.3120	0.5740
	.3	0.2660	0.7520	0.9720
	.4	0.4520	0.9720	1.0000
	.5	0.6980	0.9980	1.0000
GMS	0	0.0120	0.0180	0.0120
	.1	0.0260	0.0560	0.1240
	.2	0.1080	0.3240	0.5900
	.3	0.2660	0.7560	0.9740
	.4	0.4520	0.9720	1.0000
	.5	0.6980	0.9980	1.0000

Table 10: Power for Chetverikov (2012) Test (Design 3)

	θ_1	θ_2
Weighted Sup Statistic (this paper)	$[-30, 109]$	$[0.0053, 0.0320]$
Unweighted, Subsampling with Estimated Rate	$[-48, 84]$	$[0.0113, 0.0342]$
Unweighted, Subsampling with Conservative Rate	$[-60, 138]$	$[0.0030, 0.0372]$

Table 11: 95% Confidence Intervals for Components of θ