



From Helio- to Asteroseismology and the progress in stellar physics

M. P. Di Mauro¹

¹ INAF-IAPS, Istituto di Astrofisica e Planetologia Spaziali, Via del Fosso del Cavaliere 100, I-00133 Roma, Italy e-mail: maria.dimauro@inaf.it

Abstract. During the last decades, numerous observational and theoretical efforts in the study of solar oscillations, have brought to a detailed knowledge of the interior of the Sun. While this discipline has not yet exhausted its resources and scientists are still working on further refinements of the solar models and to solve the numerous still open questions, Asteroseismology, which aims to infer the structural properties of stars which display multi-mode pulsations, has just entered in its golden age. In fact, the space missions CoRoT and *Kepler* dedicated to the observation of stellar oscillations, have already unveiled primary results on the structural properties of the stars producing a revolution in the way we study the stellar interiors.

Here, the modern era of Helio- and Asteroseismology is reviewed with emphasis on results obtained for the Sun and its solar-like counterparts.

Key words. Sun: pulsations –Stars: pulsations–Stars: stellar structure

1. Introduction

Helio- and Asteroseismology, whose etymologies have ancient Greek roots, indicate the study of the internal structure and dynamics of the Sun and other stars from observations of their resonant vibrations. These vibrations or oscillations manifest themselves in small motions of the visible surface of the star and, like the seismic waves generated by earthquakes in the Earth, provide us with valuable information about the pervaded internal layers. Oscillations have several advantages over all the other observables: pulsational instability has been detected in stars in all the evolutionary stages and of different spectral type from main-sequence to the white dwarf cooling sequence (see HR

diagram in Fig. 1); frequencies of oscillations can be measured with high accuracy and depend in very simple way on the equilibrium structure of the model; different modes propagate through different layers of the interior of a star. Thus, a sufficiently rich spectrum of observed resonant modes permit the probing of internal conditions and lead to the testing and revision of our theories of stellar structure and evolution. Since a correct understanding of stars' evolution is a corner-stone of modern astrophysics, these endeavors are fundamentally important to the whole of astrophysics.

Stellar pulsations may be distinguished in self-excited oscillations and stochastic oscillations, according to their own driving mechanism. The self-excited oscillations, observed in classical pulsators, arise from a perturba-

Send offprint requests to: M. P. Di Mauro

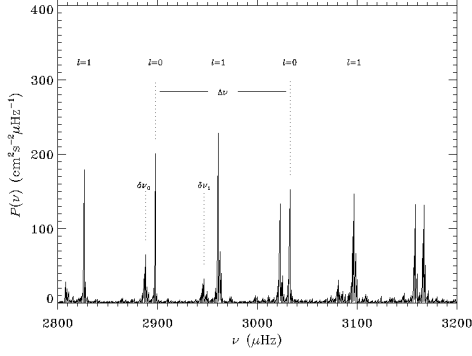


Fig. 2. The oscillation power spectrum of the Sun obtained by BiSON (from Christensen-Dalsgaard 2005).

sound-speed gradient in the core, which in turn is sensitive to the chemical composition gradient in central regions of the star and hence to its evolutionary state.

The determination of the large and small frequency separations can provide asteroseismic inferences on the mass and the age of main-sequence and post-main-sequence solar-type stars, using the so-called seismic diagnostic 'C-D diagram' (Christensen-Dalsgaard 1988) like Fig. 3.

Asymptotic properties have been derived also for low-degree g-modes with high radial order. Tassoul's theory (Tassoul 1980) shows that in the asymptotic regime the g-modes of same harmonic degree are nearly uniformly spaced in period:

$$\Delta P_{n,l} = \frac{N_0}{\sqrt{l(l+1)}}(n + \alpha_{l,g}), \quad (6)$$

where

$$N_0 = 2\pi^2 \left(\int_{r_1}^{r_2} N \frac{dr}{r} \right)^{-1} \quad (7)$$

N is the buoyancy frequency, r_1 and r_2 define the region of propagation of the g modes and $\alpha_{l,g}$ is the phase term which depends on the details of the boundaries of the trapping region.

The regions of propagation of p and g modes can be well illustrated by a propagation diagram, like in Fig. 4. The trapping region of g modes is delimited by the buoyancy

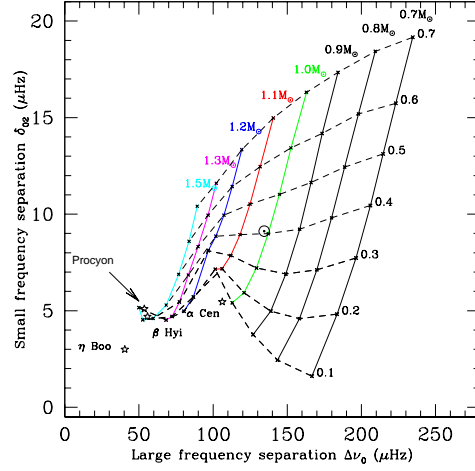


Fig. 3. C-D digram showing large separation versus small separation for a series of evolutionary models calculated for different masses, but fixed metallicity. Solid lines are evolutionary tracks for decreasing core's hydrogen abundance. Dashed black lines indicate models with same core's hydrogen content decreasing from $X_c = 0.7$ (ZAMS) at the top, to $X_c = 0.1$ at the bottom. The Sun is marked by \odot . Black stars locate ground based observations of known solar-type stars. Courtesy of D. Cardini.

frequency N , while the Lamb frequency S_l and the acoustical cut-off frequency ω_c define the region of propagation of the p modes. In a main sequence star, like the Sun, the gravity modes are trapped at low frequencies in the radiative interior, while the acoustic modes propagate at high frequencies through the convective zone up to the surface. Outside these regions the waves are evanescent and do not show oscillatory character in space and their amplitude decays exponentially.

Figure 5 shows oscillation eigenfunctions for a selection of p modes with different harmonic degree calculated for a standard solar model. The lower is the harmonic degree l , the deeper is located the turning point of the acoustic mode. Radial acoustic modes with $l = 0$ penetrate to the centre, while the modes of highest harmonic degree are trapped in the outer layers.

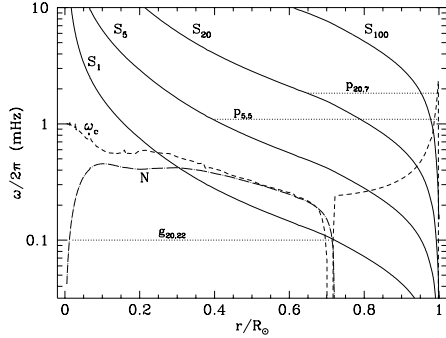


Fig. 4. Propagation diagram obtained for a solar standard model. The horizontal lines indicate the trapping regions for a g mode with $l = 20$ and $n = 22$, and two p modes with $(l = 5, n = 5)$ and $(l = 20, n = 7)$

3. Seismology of the Sun

During the last decades, Helioseismology has dramatically changed our understanding of the structure of the Sun, its internal dynamics and the temporal evolution of the solar interior. This progress has been possible due to the development of the study of the solar oscillations and the large quantity of observed pulsation modes detected by several helioseismic experiments. The IRIS (Fossat 1991), the GONG (Global Oscillations Network Group) (Harvey et al. 1996) and the BiSON (Chaplin et al. 1996) networks, consisting of a number of observing stations worldwide located at different latitudes, has allowed to monitor our star without temporal interruption. But the great success of Helioseismology arrived with the launch of the ESA/NASA SOHO spacecraft in 1996 and its three instruments, the Solar Oscillations Imager / Michelson Doppler Imager (SOI/MDI) (Scherrer et al. 1995), the Global Oscillations at Low Frequency (GOLF) (Gabriel et al. 1995) and the Variability of solar Irradiance and Gravity Oscillations (VIRGO) (Frölich et al. 1997).

Solar oscillations can be studied through two different techniques: global Helioseismology and local Helioseismology. "Global" Helioseismology, based on the analysis of mode frequencies reveals large-scale properties of the solar structure and dynamics

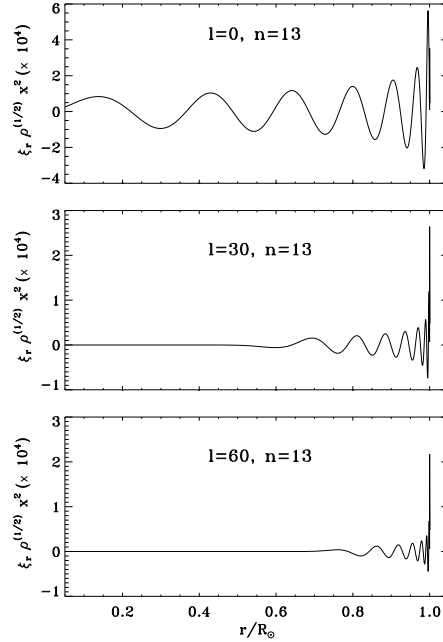


Fig. 5. Eigenfunction for p modes with different harmonic degree as function of the fractional radius $x = r/R_{\odot}$ in a standard solar model. Here, the oscillation behavior is enhanced, by scaling the eigenfunctions with the square root of the density and the squared fractional radius.

of the Sun; "local" Helioseismology, based on the use of the travel times of the acoustic waves through the interior between different points on the solar surface, provides three-dimensional maps of the sound speed and of the flows in the upper convection zone, to probe local inhomogeneities in the sub-surface and surface layers.

The measurement of thousand of individual oscillations frequencies has allowed to establish the correctness of the standard solar model, to improve the description of the relevant physics like the equation of state, the opacity table, and the nuclear reactions and to refine some internal details by inclusion of additional effects such as the heavy-elements diffusion, rotation, overshooting etc.. Helioseismology, so far, has shown that the solar structure is remarkably close to the pre-

dictions of the standard solar model and that the interior can be probed with sufficiently high spatial resolution to allow investigation on the internal dynamics, the element abundances in the solar envelope (e.g., Kosovichev et al. 1992; Dziembowski, Pamyatnykh, & Sienkiewicz 1992; Basu et al. 1997) and also the presence of dark matter in the core (e.g., Turck-Chi eze & Ilidio 2012).

On the other hand, Helioseismology pointed out that the structure of the convection zone and of the near-surface region of the solar models remains still quite uncertain. In fact, the solar models are based on several, perhaps questionable, assumptions about the physical properties of matter in stars and the computation of models involves a number of simplifying hypotheses such as the treatment of convection, generally approximated by mixing-length theory, while the dynamical effects of the turbulent pressure are often neglected.

Finally, Helioseismology contributed to solve the well known 'neutrino-problem': the agreement of the solar models with helioseismic data strongly suggested that the solution of the neutrino problem had to be sought not in the physics of the solar interior but rather in the physics of the solar neutrino.

At present, two new helioseismological experiments are devoted to the measurements from space: SDO, Solar Dynamics Observatory (Scherrer et al. 2012), a NASA mission to understand the temporal variation of the solar magnetic field, the dynamical processes and their impact on Earth (launched in 2008); PICARD (Thuillier, Joukoff & Schmutz 2003), a CNES mission to study the Earth climate and Sun variability relationship (launched in 2009). For the future there is a high expectation for SO, Solar Orbiter (Marsden & Fleck 2007), an ESA-NASA co-operation satellite to study the polar regions and the side of the Sun not visible from Earth.

3.1. The solar dynamics

It is well known, and easily observed at the photosphere, that the Sun is slowly rotating. The rotation breaks the spherical symmetry

and splits the frequency of each oscillation mode of harmonic degree l into $2l + 1$ components, known as "splittings". By applying standard perturbation theory to eigenfrequencies, it can be shown that the rotational splitting for each mode is directly related to the rotation rate $\Omega(r, \theta)$ inside a star, where r is the radius and θ is the co-latitude. The dependence of the splittings on angular velocity can be used in an inverse problem to probe the Sun's internal differential rotation.

The results about the internal angular velocity of the Sun have shown that the latitudinal differential rotation observed at the surface persists throughout the convection zone, while the radiative interior rotates almost rigidly at a rate of about 430 nHz (e.g., Schou et al. 1998; Di Mauro, Dziembowski, & Patern  1998). The global dynamo action, responsible for the generation of the solar 22 yr magnetic cycle, is induced by the strong toroidal magnetic fields generated by rotation shear in the tachocline, the thin transition layer from latitude-dependent rotation to nearly independent rotation (e.g., Spiegel & Zahn 1992; Schou et al. 1998).

3.2. The solar core

The problem of inferring the core physics remains one of the most important open questions in Helioseismology. Low-degree p modes are able to penetrate towards the centre, sampling the core for a relative short time because of the large sound speed there. Thus, p modes, as opposed to g modes, are not very sensitive to the features of the core of the Sun. In addition, low-degree data sets obtained by different instruments are not in mutual agreement and give conflicting inversion results in the core (Di Mauro, Dziembowski, & Patern  1998). Recently, after the analysis of 10 years of data collected by GOLF, the detection of a g mode was finally announced by Garc a et al. (2007). According to the authors, only models characterized by a core rotation faster than in the rest of the radiative zone are able to reproduce the frequency of such a g mode. Inversion of set of data, including p-mode splittings observed with MDI and 5 g-mode splittings detected

with GOLF, have been performed by García et al. (2011), leading to a result consistent with a core's rotation from 5 to 7 times faster than the surface. These results still wait to be confirmed and verified by use of different approaches of analyses.

4. Seismology of solar-type stars

Inferences of the interior of stars other than the Sun appear to be much more complicated and less outstanding in terms of achievable results. The large stellar distances, the point-source character of the stars, restrict the asteroseismic studies to the use of small sets of data often characterized by modes with only low harmonic degrees ($l \leq 4$). Nevertheless, over the past decade, Asteroseismology has developed as a consequence of the very important successes obtained by Helioseismology and thanks to the improved quality of the seismic observations, from ground-based spectroscopy to the space missions launched in recent years and dedicated to the measure of stellar pulsations outside the atmosphere.

The first dedicated Asteroseismology mission to be launched successfully was MOST (Microvariability and Oscillations of Stars) (Walker et al. 2003), which has achieved great success with observations of classical (heat-engine) pulsators. In the realm of solar-like oscillations, controversy was generated when MOST failed to find evidence for oscillations in Procyon A (Matthews et al. 2004). However, the very recent results by Huber et al. (2011) on Procyon A, based on a simultaneous ground-based spectroscopic campaign (Arentoft et al. 2008) and high-precision photometry by the MOST satellite (Guenther et al. 2008), have revealed that the problems rely in the modelling of the convective transport and the wrong estimation of the oscillation amplitudes and mode lifetimes in stars somewhat more evolved than the Sun (Houdek et al. 1999).

The French-led CoRoT mission, launched in 2006, contributed substantially to observe main-sequence, subgiant and red-giant stars with solar-like oscillations (e.g., Appourchaux et al., 2008).

But the real revolution in the stellar physics field was produced by *Kepler* which, launched in 2009 with the primary goal to search for extra-solar planets (Borucki et al. 2010), has released photometry time-series data for about $\approx 150,000$ stars enabling to study internal structure and properties of several thousands of pulsating stars (e.g., Chaplin et al. 2010) including some exoplanet hosts (e.g., Christensen-Dalsgaard et al. 2010).

Preliminary asteroseismic studies, such as the extraction of a rough estimate of the global parameters of a star, are possible by using the average properties of the oscillation spectra, such as the large and small separations and the frequency of the maximum oscillation power, ν_{max} . The C-D diagram, as introduced in Sec. 2, can be used to determine mass and age of the stars. In main-sequence stars, the tracks for different masses and ages are well separated. For more evolved stars, the tracks converge and the small separation becomes much less sensitive as a diagnostic.

Another powerful seismic tool is represented by the use of the scaling laws provided by Kjeldsen & Bedding (1995) and Bedding & Kjeldsen (2003), which allow to derive stellar mass and radius of stars by knowing the large separation and the frequency of the maximum oscillation power ν_{max} :

$$\Delta\nu = \sqrt{\frac{M/M_{\odot}}{(R/R_{\odot})^3}} 134.9\mu\text{Hz} \quad (8)$$

and

$$\nu_{max} = \frac{M/M_{\odot}}{(R/R_{\odot})^2 \sqrt{T_{eff}/5777\text{K}}} 3.05\text{mHz}. \quad (9)$$

C-D diagram and scaling laws are usually adopted to carry out what might be called 'ensemble Asteroseismology' (e.g., Chaplin et al. 2011), a study of similarities and differences in groups of few hundreds to thousands of stars, such as field stars or clusters. These tools allow to determine fundamental properties of the studied stars, particularly mass and radius with 5-7 % of uncertainty, and age with an error up to 20%, depending on the precision with which the small separation and the metallicity are known.

More accurate and precise determination of fundamental parameters of stars, with an uncertainty of 2% in radius and mass and less than 5% for age, can be obtained only using set of individual pulsation frequencies through computation of stellar models which reproduce the observed seismic properties of a star (see, e.g., Mathur et al. 2012, Metcalfe et al 2012).

One of the most important results has been the introduction of the model's refinements obtained by Helioseismology into the stellar modelling in order to lead the model to be consistent with observed pulsations, such as the improvements in the equation of state and the treatment of the elemental diffusion during the evolution. The consequence has been to have greatly improved the agreement between theoretical and observed globular cluster magnitude-colour diagrams and removed the historical gap between the age of the universe deduced from cosmology and stellar evolution.

A detailed comparison between the theoretical oscillation spectra and the theoretical oscillation frequencies can be obtained by the échelle diagram (e.g., Grec, Fossat, & Pomerantz, 1983) based on Eq. 1 and the asymptotic properties of the oscillation spectrum (see Fig. 6 obtained for a red giant). This diagram shows for each harmonic degree vertical ridges of frequencies equally spaced by the large separations. The frequency's distance between two adjacent columns of frequencies represents the small separation. Oscillation frequencies which do not follow the asymptotic relation, as in the case of gravity or mixed modes, show a significant departure from the regular pattern (see modes for $l = 1$ in Fig. 6).

In addition the échelle diagram shows, for each l , that a weak oscillatory motion is present in the observed and calculated frequencies for the acoustic modes which follow closely the asymptotic law. This important property of the oscillation spectra rises from sharp variations of the internal stratification occurring at certain acoustic depth in the structure of a star. This signature can be isolated and used, for example, to find the location of the base of the convective envelope and of the region of the second helium ionization (e.g., Miglio et al. 2010; Mazumdar et al. 2012).

4.1. Seismology of red-giant stars

The presence of solar-like oscillations in red giants, firstly discovered by the space mission MOST (Barban et al. 2007), was well established by the CoRoT satellite (De Ridder et al. 2009), which was able to find solar-like oscillations in a very large sample of G and K giant stars (e.g., Hekker et al. 2009) mainly lying in the core-helium-burning evolutionary phase.

The high-quality observations of the *Kepler* mission enabled to detect solar-like oscillations in more than 1000 red-giant stars from the red clump to the lower luminosity region of the red-giant branch (e.g., Bedding et al. 2010), where stars are still burning H in the shell.

The properties of solar-like oscillations are expected to change as the stellar structure evolves. According to Eq. (1) and considering that $\Delta\nu \propto R^{-3/2}$, oscillation frequencies of a given harmonic degree should decrease as the star evolves and the radius increases and should be almost uniformly spaced by $\Delta\nu$ at each stage of evolution. However, in subgiants and red giants the radial modes seem to follow Eq. (1) closely, but the frequencies of some non-radial modes appear to be shifted from the

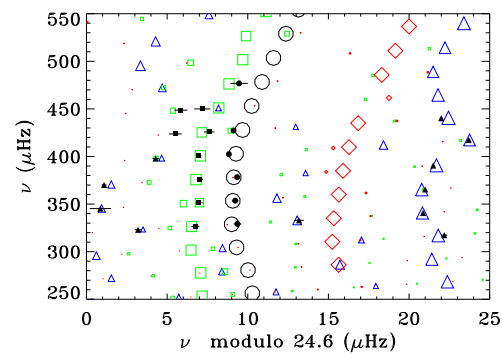


Fig. 6. Échelle diagram based on observed (filled symbols) and computed frequencies (open symbols) for the red-giant star KIC4351319 (Di Mauro et al. 2011). Circles are used for modes with $l = 0$, triangles for $l = 1$, squares for $l = 2$, diamonds for $l = 3$. The size of the open symbols indicates the relative surface amplitude of oscillation of the modes.

regular spacing due to the occurrence of the so-called ‘avoided crossing’ (Di Mauro et al. 2003). As the star evolves away from the main sequence, the core contracts and the radius expands, causing an increase of the local gravitational acceleration and of the gradients in the hydrogen abundance, and hence of the buoyancy frequency in the deep interior of the star. As a consequence g modes with high frequencies are allowed to propagate and can interact with p modes of similar frequency and same harmonic degree, giving rise to modes with mixed character, which behave as g modes in the interior and p modes in the outer envelope (Aizenman, Smeyers, & Weigert 1977). The interaction can be explained as the coupling of two oscillators of similar frequencies. The effect of the coupling becomes much weaker for modes with higher harmonic degree, since in these cases the gravity waves are better trapped in the stellar interior and hence better separated from the region of propagation of the acoustic waves (Dziembowski et al. 2001).

It has been found by Montalbán et al. (2010) and observationally demonstrated by Huber et al. (2010), that the scatter of $l = 1$ modes caused by ‘avoided crossing’ decreases as the star goes up to the red-giant branch: as the luminosity increases and the core become denser, the $l = 1$ acoustic modes are better trapped and the oscillation spectra become more regular. Once the star ignites He in the core, the core expands and the external convective zone becomes shallower which has the effect of increasing the probability of coupling between g and p modes again.

Very recently, Beck et al. (2011) have demonstrated that the quality of the *Kepler* observations gives the possibility to measure the period spacings of mixed-modes with gravity-dominated character which, like pure gravity modes, penetrate deeply in the core allowing to study the density contrast between the core region and the convective envelope and, like p modes, have amplitude at the surface high enough to be observed. In particular, Bedding et al. (2011) found that measurements of the period spacings of the gravity-dominated mixed modes, permit to distinguish between different stages of evolution: the hydrogen-

burning stage having a $\Delta P \approx 50$ s and the helium-burning phase with a $\Delta P \approx 200$ s.

The occurrence of mixed modes is then a strong indicator of the evolutionary state of a star and the fitting of the observed modes with those calculated by theoretical models can provide not only mass and radius but, with a good approximation, an estimate of the age of a red-giant star (e.g., Di Mauro et al. 2011).

4.2. Dynamics of red-giant stars

Accurate observations of rotational splittings provide, as explained in Sec. 3.1 for the Sun, stringent constraints on the internal dynamics of the observed star.

The *Kepler* satellite has been able to detect frequency splittings in several main sequence stars and a large number of red-giants stars. In particular, Beck et al. (2012) found that in the observed red giants, the splittings of the g-dominated dipole modes are on average 1.5 times larger than the splittings of the p-dominated modes. By comparison with theoretical models, the larger g-dominated mode splittings have been interpreted as the signature of a core rotating at least 10 times faster than the surface. Non-rigid rotation has also been derived by Deheuvels et al. (2012) in a young giant at the beginning of the RGB phase by applying seismic inversion techniques to the observed rotational splittings.

Figure 7 shows the oscillation spectrum and the rotational splittings for a red giant star studied recently by Di Mauro et al. (2012).

5. Conclusions

The recent stellar asteroseismic results, driven by new satellites observations of unprecedented quality and scope, have put Helioseismology and the Sun into a broader context, confirming that techniques and tools developed for Helioseismology can be applied with success to other stars.

The golden era of Asteroseismology has indeed just open its windows showing the potential of stellar pulsations for studying fundamental parameters, such as mass, radius and age of main sequence and also more evolved

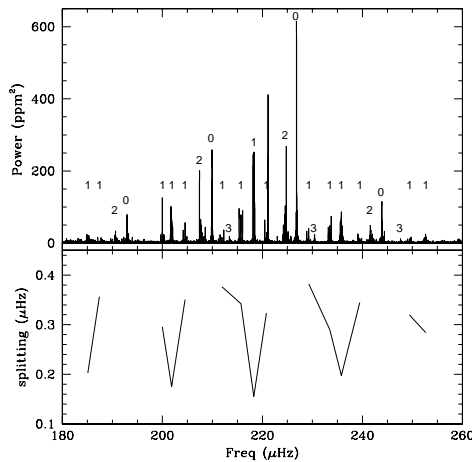


Fig. 7. The upper panel shows the oscillation spectrum of KIC4448777 observed with *Kepler* from Di Mauro et al. (2012). The harmonic degree of the observed modes ($l=0,1,2,3$) are indicated. Multiplets due to rotation are visible for $l=1$. The lower panel shows the values of the observed rotational splitting for individual $l=1$ modes.

stars. In particular, the novel striking finding is represented by the discovery that red-giant stars can be probed into their deeper interior, as contrary to the main-sequence stars and the Sun itself, thanks to the use of the mixed modes which can be measured at surface. Furthermore, having proved to be able to measure the core's rotation in evolved stars, it appears not far the moment in which it will be possible to understand how stellar evolution modifies rotational properties and the angular momentum is conserved as a star advances towards the helium-core burning phase.

Asteroseismology provides, without doubts, an extensive possibility for testing and understanding the physical processes occurring in a star and there is high expectation from the data that will be obtained in the next future for stars with different pulsational characteristics. It is evident that the resulting improvements in stellar characterization and modelling will be indeed crucial for broad areas of astrophysics, including the investigation of the structure and evolution of the Galaxy

and the understanding of the formation of elements in the Universe.

References

- Aizenman, M., Smeyers, P., & Weigert, A. 1977, *A&A*, 58, 41
- Appourchaux, T. et al. 2008, *A&A*, 488, 705
- Arentoft, T. et al. 2008, *ApJ*, 567, 544
- Barban, C. et al. 2007, *A&A*, 468, 1033
- Basu, S. et al. 1997, *MNRAS*, 292, 243
- Beck, P. G. et al. 2011, *Sci*, 332, 205
- Beck, P. G. et al. 2012, *Nature*, 481, 55
- Bedding, T. R., & Kjeldsen, H., 2003, *Publ. Astron. Soc. Austr.*, 20, 203
- Bedding, T. R. et al. 2010, *ApJ*, 713, L176
- Bedding, T. R. et al. 2011, *Nature*, 471, 608
- Borucki, W. J. et al. 2010, *Sci*, 327, 977
- Chaplin, W. J. et al. 1996, *Solar Phys.*, 168, 1
- Chaplin, W. J. et al. 2010, *ApJ*, 713, 169
- Chaplin, W. J. et al. 2011, *Sci*, 332, 213
- Christensen-Dalsgaard, J. 1988, in *Advances in Helio - and Asteroseismology*, eds. J. Christensen-Dalsgaard and S. Frandsen, *Proc. IAU Symp.* 123, 295
- Christensen-Dalsgaard, J. 2005, in the 13th Cambridge Workshop on Cool Stars, Stellar Systems and the Sun, 5-9 July, 2004 Hamburg, Germany. F. Favata, G.A.J. Hussain, and B. Battrick eds. *ESA SP-560*, 81
- Christensen-Dalsgaard, J., & Dziembowski, W. A. 2000, in *Variable Stars as Essential Astrophysical Tools*, eds. C. İbanoğlu, *Kluwer Acad. Publ.*, Dordrecht, 544, 1
- Christensen-Dalsgaard, J. et al. 2010, *ApJ*, 713, 164
- De Ridder, J. et al. 2009, *Nature*, 459, 398
- Deheuvels, S. et al. 2012, *ApJ*, 756, 19
- Di Mauro, M. P., Dziembowski, W. A., & Paternò, L. 1998, in *Structure and Dynamics of the Interior of the Sun and Sun-like Stars SOHO/GONG98 Workshop*, Boston, USA, May 1998, *ESA SP-418*, 759
- Di Mauro, M. P. et al 2003, *A&A*, 404, 341
- Di Mauro, M. P. et al 2011, *MNRAS*, 415, 3783
- Di Mauro, M. P. et al. 2012, in the 40th Liège international Astrophysical Colloquium 'Ageing low mass stars: from red giants

- to white dwarfs' submitted to European Physical Journal Conf.
- Dziembowski, W. A., Pamyatnykh, A. A., & Sienkiewicz, R. 1992, *Acta Astron.*, 42, 5
- Dziembowski, W. A. et al. 2001, *MNRAS*, 328, 601
- Fossat, E. 1991 *Sol. Phys.*, 133, 1
- Frölich, C. et al. 1997, *Sol. Phys.*, 170, 1
- Gabriel, A. H., et al. 1995, *Sol. Phys.*, 162, 61
- García, R. A. et al. 2007, *Science*, 316, 1591
- García, R. A. et al. 2011, *JPhCS*, 271, 012046
- Grec, G., Fossat, E., & Pomerantz, A. 1983, *Sol. Phys.* 82, 55
- Guenther, D. B. et al. 2008, *ApJ*, 687, 1448
- Harvey, J. W., et al. 1996, *Science*, 272, 1284
- Hekker, S. et al. 2009, *A&A*, 506, 465
- Houdek G. et al. 1999, *A&A*, 351, 582
- Huber, D. et al. 2010, *ApJ*, 723, 1607
- Huber, D. et al. 2011, *ApJ*, 731, 94
- Kjeldsen, H., & Bedding, T. 1995, *A&A*, 293, 87
- Kosovichev, A. G., et al. 1992, *MNRAS*, 259, 536
- Marsden, R. G., & Fleck, B. 2007, in *The Physics of Chromospheric Plasmas*, Coimbra, Portugal, 9-13 October, 2006, ASP Conference Series, 368, 645
- Mathur, S. et al. 2012, *ApJ*, 749, 152
- Matthews, J. M. et al. 2004, *Nature*, 430, 921
- Mazumdar, A., et al. 2012, *A&A*, 540, 31
- Metcalfe, T. S. et al. 2010, *ApJ*, 723, 1583
- Miglio, A. et al. 2010 *A&A* 520, 6
- Montalbán, J. et al. 2010, *ApJ*, 721, L182
- Scherrer, P. H. et al. 1995, *Solar. Phys.*, 162, 129
- Scherrer, P. H. et al. 2012, *Solar. Phys.*, 275, 207
- Schou, J. et al. 1998 *ApJ*, 505, 390
- Spiegel, E. A., & Zahn, J. P., 1992, *A&A*, 265, 106
- Tassoul, M. 1980, *ApJS*, 43, 469
- Thuillier, G., Joukoff, A., & Schmutz, W., 2003, in *Solar variability as an input to the Earth's environment*, International Solar Cycle Studies (ISCS) Symposium, Tatranská Lomnica, Slovak Republic, 23-28 June 2003, ESA SP-535, 251
- Turck-Chiéze, S., & Ilidio, L. 2012, *RAA*, 12, 8, 1107
- Walker, G. et al. 2003, *PASP*, 115, 811, 1023