

Braid Group and Topological Phase Transition in Nonequilibrium Stochastic Dynamics

Jie Ren^{1,*} and N. A. Sinitsyn¹

¹Theoretical Division, Los Alamos National Laboratory, Los Alamos, NM 87545

(Dated: May 28, 2022)

We show that distinct topological phases of a band structure of a non-Hermitian Hamiltonian can be classified with elements of the braid group. As an example we consider a non-Hermitian evolution of the statistics of stochastic transports. We show that topologically nontrivial phases have detectable properties, including the emergence of decaying oscillations of certain statistical characteristics, and discontinuities in the steady state statistics of currents.

PACS numbers: 05.60.-k, 05.70.Ln, 64.70.-p, 82.37.-j

Numerous physical systems are described by Hermitian Hamiltonians, $\hat{H}(\chi)$, which periodically depend on a vector of parameters χ with a period 2π . As functions of χ , the eigenvalues $\lambda_i(\chi)$ of $\hat{H}(\chi)$ represent the *band structure* of the system. Well known examples include Bloch bands for electrons and phonons in periodic crystal potentials [1] or Floquet bands for periodic-driven quantum dynamical systems [2, 3]. If we trace the dependence of initially nondegenerate eigenvalues of a Hermitian Hamiltonian on χ , it is possible that, at some χ , a pair of bands $\lambda_i(\chi)$ and $\lambda_j(\chi)$ goes through an exact crossing point. Such events correspond to *quantum phase transitions* [4] that indicate, for example, a change of topological order of Floquet bands in periodic momentum space [3], or electronic Bloch bands in periodic position space [5, 6] and their phononic/magnonic counterparts [7].

Dissipative open systems described by non-Hermitian $\hat{H}(\chi)$ also possess the band structures [8, 9], once they have periodic dependence on position, momentum, or others. Investigation of these topological band structures is currently an active research field [10–12]. In this Letter, we demonstrate that topological properties of the band structure of a non-Hermitian Hamiltonian can be classified with elements of the braid group (braid diagrams). In topologically nontrivial phases such systems can undergo a spontaneous symmetry breaking and show specific detectable effects.

Consider first a Hermitian Hamiltonian with a periodicity $\hat{H}(\chi) = \hat{H}(\chi + 2\pi)$ along one of the parameters χ , and with nondegenerate eigen-spectrum $\lambda_i(\chi)$, $i = 1 \dots N$. Such real eigenvalues of $\hat{H}(\chi)$ must have the 2π -periodicity: $\lambda_i(\chi) = \lambda_i(\chi + 2\pi)$. In this Letter, we will explore consequences of the observation that in the non-Hermitian case the latter restriction generally does not hold: Eigenvalues of a non-Hermitian Hamiltonian are generally complex. Hence, the periodicity of $\hat{H}(\chi)$ only implies the periodicity of the whole nondegenerate complex eigen-spectrum but does not mean that a single eigenvalue has such a periodicity. For example, one may encounter a situation when

$$\lambda_i(\chi + 2\pi) = \lambda_j(\chi), \quad \lambda_j(\chi + 2\pi) = \lambda_i(\chi), \quad (i \neq j), \quad (1)$$

i.e. two complex eigenvalues, λ_i and λ_j , twist in a braid so that the 2π periodicity for an individual eigenvalue is lost. This situation cannot be met by nondegenerate real $\lambda_i(\chi)$ because such a case would inevitably lead to exact crossing of

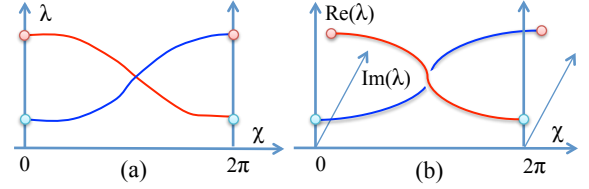


FIG. 1. (color online). Two band structures. In order to satisfy Eqs. (1), bands should either (a) cross or (b) create a braid pattern. The latter is possible only when eigenvalues are allowed to be complex (for non-Hermitian case).

two eigenvalues at some χ , as illustrated in Fig. 1(a). In contrast, Fig. 1(b) demonstrates that complex eigenvalues can avoid each other when χ changes continuously while satisfying Eqs. (1). It is straightforward to generalize this observation, namely, the twisting pattern of N band of a non-Hermitian $N \times N$ Hamiltonian as functions of the parameter χ can be generally mapped to some braid diagram of the braid group \mathcal{B}_N .

Two band structures are topologically equivalent if all their N bands can be continuously deformed into each other without encountering an exact eigenvalue crossing. Different elements of the braid group cannot be continuously deformed into each other. This means that topologically equivalent bands are described by the same diagram of the braid group, i.e. the braid group provides a natural classification of different patterns of the band structure in systems with non-Hermitian Hamiltonians. Varying parameters of the Hamiltonian, the topology of the band structure can only change at a crossing of a degeneracy of eigenvalues. We will call such topological phase transitions the *braid phase transition* (BPT).

The fact that a specific band in a topologically nontrivial phase may not possess the periodicity of the Hamiltonian provides the means for the spontaneous symmetry breaking (SSB) phenomenon [13], i.e., given a symmetry of the equations of motion, a physical system can prefer certain solutions that are not invariant under this symmetry. The full symmetry is preserved only in the ensemble of all solutions. The SSB is a general principle that underlies a vast number of physical phenomena, ranging from ferromagnets and superconductors to the origin of masses in elementary particle physics [14]. We

will show that BPTs can lead to an unusual mechanism of the phase transition that is in some sense opposite to SSB, namely, while individual bands in a nontrivial phase do not respect the symmetry of the Hamiltonian, the observable characteristics, such as the moment generating function of currents, may keep the original symmetry. In such a case, the system may, for physical reasons, choose different solutions at different values of the periodic parameter χ , which results in discontinuity of such observables as functions of χ . We will also show that, similar to Goldstone modes in SSB phases, nontrivial braid phases correspond to the appearance of certain modes with new properties.

As the proof of principle, we will explore the band structure of the operator $\hat{H}(\chi)$ that describes the transport statistics in two elementary kinetic models. The so-called counting parameter χ conjugates to the discrete transport quantities of interest, e.g., the particle number, and thus leads to the 2π periodicity of $\hat{H}(\chi)$, which is just similar to the periodic Brillouin zone resulting from the discrete lattice spacing in solid state physics.

We first consider a Markovian stochastic transport of particles between two reservoirs through an intermediate system that we will call a bin [see Fig. 2(a)]. When the bin is empty, a particle can jump from the left (right) reservoir into the bin with kinetic rate k_1 (k_4). When the bin has a particle inside it, the particle in the bin escapes to the left (right) reservoir with rate k_3 (k_2). This model is known in biochemistry as the Michaelis-Menten model [15, 16]. Statistics of events in a system that corresponds to this model was measured in [17]. Similar stochastic models also appear in description of statistics of transports through nanoscale electric circuits [18] or molecular phononic devices [19].

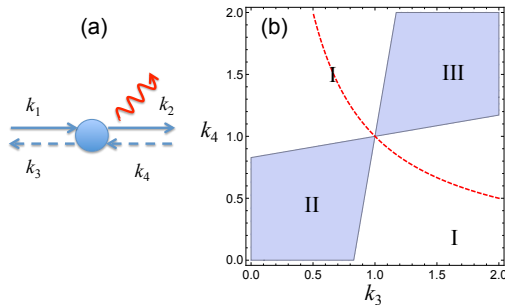


FIG. 2. (color online). (a) The Michaelis-Menten-like model of a bin coupled to two particle reservoirs. The wavy line indicates that transitions related to the right reservoir are monitored. (b) Braid phases of the counting statistics behavior of the kinetic model at $k_1 = k_2 = 1$. The dashed line indicates the detailed balance condition $k_1 k_2 = k_3 k_4$.

Let us introduce two sets of joint probabilities, $p_0(n, t)$ and $p_1(n, t)$ of that during time interval $[0, t]$, there will be exactly n particles transferred into the right reservoir while at time t the bin is, respectively, empty or filled with a particle. The master equations for $p_{0/1}(n, t)$ are given by $\dot{p}_0(n, t) = -(k_1 + k_4)p_0(n, t) + k_2 p_1(n-1, t) + k_3 p_1(n, t)$, $\dot{p}_1(n, t) = -(k_2 + k_3)p_1(n, t) + k_1 p_0(n, t) + k_4 p_0(n+1, t)$.

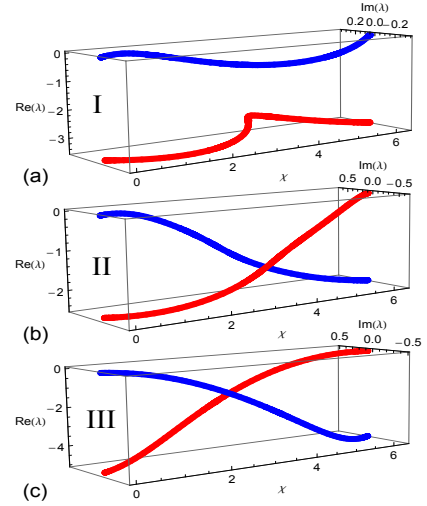


FIG. 3. (color online). Braid diagrams of band structures for different phase regions in Fig. 2. (a) In phase I ($k_3 = 1.5, k_4 = 0$), both eigenvalues are periodic functions of χ with period 2π . (b) In phase II ($k_3 = 0.5, k_4 = 0$), eigenvalues never cross but twist to satisfy the condition $\lambda_1(\chi + 2\pi) = \lambda_2(\chi)$ and $\lambda_2(\chi + 2\pi) = \lambda_1(\chi)$. (c) Phase III ($k_3 = 1.5, k_4 = 1.5$) is similar to phase II, but with a reversed chirality.

Upon a Fourier Transform, they translate into $\frac{d}{dt}(z_0, z_1)^T = \hat{H}(\chi)(z_0, z_1)^T$ where $z_{0/1}(\chi, t) = \sum_{n=-\infty}^{\infty} p_{0/1}(n, t)e^{i\chi n}$ with the effective Hamiltonian $\hat{H}(\chi)$ given by

$$\hat{H}(\chi) = \begin{pmatrix} -k_1 - k_4 & k_2 e^{i\chi} + k_3 \\ k_1 + k_4 e^{-i\chi} & -k_2 - k_3 \end{pmatrix}. \quad (2)$$

To describe the full counting statistics of currents into the right reservoir, the moment generating function, $Z(\chi, t) = z_0(\chi, t) + z_1(\chi, t)$, can be obtained as

$$Z(\chi, t) = \langle \mathbf{1} | \exp(\hat{H}(\chi)t) | \mathbf{p} \rangle, \quad (3)$$

where $\langle \mathbf{1} | = (1, 1)$, and $|\mathbf{p}\rangle = (p_0, p_1)^T$ is the vector of the initial probabilities. The eigenvalues of $\hat{H}(\chi)$ are given by

$$\lambda_{\pm}(\chi) = \frac{-K \pm \sqrt{K^2 + 4k_1 k_2 e_+ + 4k_3 k_4 e_-}}{2}, \quad (4)$$

where $K = k_1 + k_2 + k_3 + k_4$, $e_{\pm} \equiv e^{\pm i\chi} - 1$. BPTs correspond to exact crossing of two eigenvalues, which can be found by equating the expression in the square root in (4) to zero. This corresponds to the condition, $\chi = \pi$, and constraint on kinetic rates: $(k_1 + k_2 + k_3 + k_4)^2 - 8k_1 k_2 - 8k_3 k_4 = 0$. This equality describes the phase boundaries, which divide the space of positive k_3 and k_4 into several phase regions, as shown in Fig. 2(b).

In order to show that the phase transition corresponds to the topology change of the braid diagram of the band structure, we plot eigenvalues (4) as a function of $\chi \in [0, 2\pi)$ in Fig. 3. Fig. 3(a) corresponds to a choice of parameters in phase I, with a trivial periodicity. Fig. 3(b) corresponds to phase II with eigenvalues that are not periodic but rather twisting around

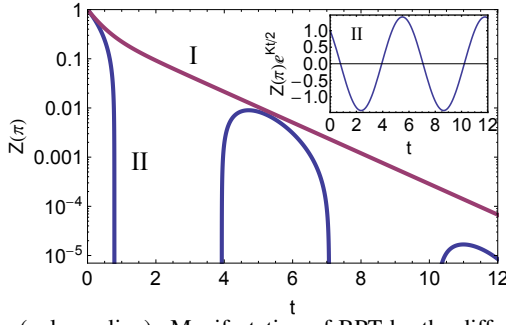


FIG. 4. (color online). Manifestation of BPT by the different time evolving patterns of the parity probability $Z(\pi)$ in different phases. Phase I ($k_3 = 1.5, k_4 = 0$) shows monotonic decay, while phase II ($k_3 = k_4 = 0$) exhibits oscillatory decay. To expose oscillations of phase II, $Z(\pi)$ was multiplied by $\exp(Kt/2)$ in the inset. Phase III shows the similar behavior as phase II. The initial condition is $|\mathbf{p}\rangle = (0, 1)^T$.

into each other during a continuous change of χ from 0 to 2π and satisfying Eqs. (1). Fig. 3(c) corresponds to phase III, whose braid has a reversed chirality compared to phase II.

The steady state current of the stochastic transport is given by $\partial_{i\chi}\lambda_+(\chi)|_{\chi=0}$, from which we see that different chiralities of the braid diagram correspond to different directions of transports. In phase II in Fig. 3(b), the particle current flows from left to right while in phase III in Fig. 3(c), the particle current flows from right to left as a consequence of the reversed chirality of the braid diagram. The detailed balance case, $k_1 k_2 = k_3 k_4$, always belongs to the topologically trivial phase. It describes the equilibrium condition with zero current, which splits the phase diagram in Fig. 2(b) into two parts with opposite current directions.

Across the phase boundaries between phase I, II, and III, the topology of the braid diagram will experience abrupt change via transitions through the degeneracy of bands. The fact that the degeneracy point is encountered at a finite value of the counting parameter, $\chi = \pi$, means that it influences properties of the full counting statistics rather than the lowest cumulants of a current distribution. In fact, at $\chi = \pi$ the matrix $\hat{H}(\pi)$ has all real entries and the corresponding moment generating function (We will call it the *parity probability*)

$$Z(\pi, t) = \sum_{n=-\infty}^{\infty} \sum_{j=0,1} [p_j(2n, t) - p_j(2n+1, t)], \quad (5)$$

has a simple physical meaning [20], namely, it is the difference of the probabilities to observe an even and an odd number of transitions into the right reservoir during $[0, t]$.

The BPT directly influences the time-dependent behavior of $Z(\pi)$: Let $|v_{\pm}\rangle$ and $|u_{\pm}\rangle$ be, respectively, the left and the right eigenstates of the matrix $\hat{H}(\pi)$, corresponding to eigenvalues $\varepsilon_{\pm} = \lambda_{\pm}(\pi)$. Eq. (3) gives then $Z(\pi) = C_+ e^{\varepsilon_+ t} + C_- e^{\varepsilon_- t}$, where $C_{\pm} = \langle \mathbf{1} | u_{\pm} \rangle \langle v_{\pm} | \mathbf{p} \rangle$. Since both eigenvalues ε_{\pm} have negative real parts, the absolute value of $Z(\pi)$ decays exponentially with time. In phase I, both eigenvalues are pure real and $\varepsilon_+ > \varepsilon_-$. Hence the term $C_- e^{\varepsilon_- t}$ quickly becomes exponentially suppressed in comparison with $C_+ e^{\varepsilon_+ t}$. At time

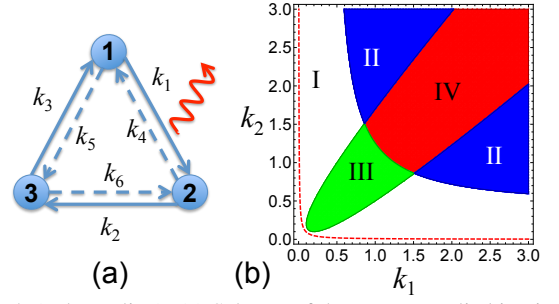


FIG. 5. (color online). (a) Scheme of three-state cyclic kinetics. The wavy line indicates that transitions between state 1 and 2 are monitored. (b) The phase diagram of the transport statistics of the three-state model. The dashed line indicates the detailed balance condition $k_1 k_2 k_3 = k_4 k_5 k_6$ at equilibrium.

scales larger than $1/(\varepsilon_+ - \varepsilon_-)$ the behavior of $Z(\pi)$ is then totally described by a single exponent, as we illustrate in Fig. 4.

Consider next the case of parameters in phase II. Two eigenvalues, ε_{\pm} , are now complex conjugate to each other. They have the same real part, which means that it is impossible to disregard one solution in favor of another one. Moreover, it is easy to see that $C_- = C_+^*$ and the time-evolution of the parity probability becomes oscillating

$$Z(\pi) = A e^{-Kt/2} \cos(\text{Im}(\varepsilon_+)t + \phi_0), \quad (6)$$

with some constants A and ϕ_0 that depend on initial conditions. In Fig. 4, we show numerical results of the evolution of the parity probability in phase II, which confirm that the BPT to the topologically nontrivial phase corresponds to oscillations of $Z(\pi)$. This also implies that the conventional assumption of sufficiency of only one eigenvalue to estimate the full counting statistics at long times cannot be used in the nontrivial braid phase II. Phase III shares similar behaviors.

As a more complex example, we consider next a Markovian three-state kinetic model shown in Fig. 5(a). It is widely used as a model for cyclic enzyme reactions [21] and molecular motors [22]. With the transitions between state 1 and 2 being monitored, the evolution of the counting statistics is described by $\frac{d}{dt}(z_1, z_2, z_3)^T = \hat{H}(\chi)(z_1, z_2, z_3)^T$, where the effective Hamiltonian $\hat{H}(\chi)$ is

$$\hat{H}(\chi) = \begin{pmatrix} -k_1 - k_5 & k_4 e^{-i\chi} & k_3 \\ k_1 e^{i\chi} & -k_2 - k_4 & k_6 \\ k_5 & k_2 & -k_3 - k_6 \end{pmatrix}, \quad (7)$$

and $z_j(\chi, t) = \sum_{n=-\infty}^{\infty} p_j(n, t) e^{i\chi n}$, ($j = 1, 2, 3$); $p_j(n, t)$ is the joint probability for a system to be in state j while there are already n transitions from state 1 to 2 observed by time t .

The system now has three bands $\lambda_{j=1,2,3}(\chi)$ and a richer braid phase diagram. For the sake of simplicity, we fix $k_3 = 2.1, k_4 = 2, k_5 = 0.1, k_6 = 0.1$ and only plot the phase diagram in the space of (k_1, k_2) in Fig. 5(b). There are four braid phase regions [23]. Phase I is the trivial braid with each band keeping the 2π period [see Fig. 6(a)]. Phase II can be developed from phase I by crossing $\lambda_1(\chi)$ and $\lambda_2(\chi)$ at $\chi = \pi$.

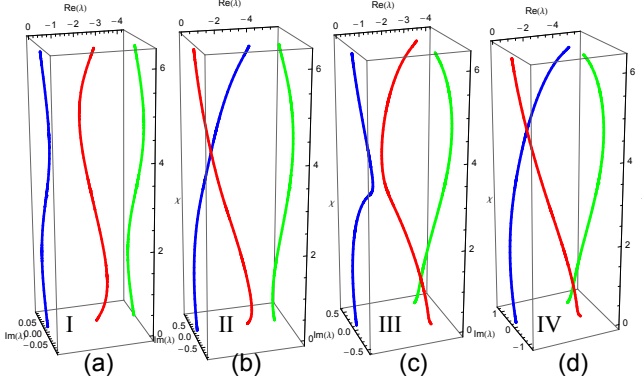


FIG. 6. (color online). Braid diagrams of band structures for different phases of three-state cyclic kinetics in Fig. 5. (a) Phase I with $k_1 = 2, k_2 = 0.1$. (b) Phase II with $k_1 = 1, k_2 = 3$. (c) Phase III with $k_1 = 1, k_2 = 1$. (d) Phase IV with $k_1 = 2, k_2 = 2$.

The two new bands twist and transfer into each other after a continuous change of χ by 2π , with the third band keeping its periodicity intact [see Fig. 6(b)]. The nontrivial topology of bands is manifested by the decaying oscillation of the parity probability $Z(\pi) = \sum_{j=1}^3 z_j(\pi)$.

In phase III, the situation is different. The first band remains intact while the second and third bands are twisting so that $\lambda_2(\chi + 2\pi) = \lambda_3(\chi)$ and $\lambda_3(\chi + 2\pi) = \lambda_2(\chi)$ [see Fig. 6(c)]. This braid phase can be reached from phase I via the degeneracy of $\lambda_2(\chi)$ and $\lambda_3(\chi)$ at $\chi = 0$, which then splits into a conjugate eigenvalue pair. Since at $\chi = 0$, $z_j(\chi = 0)$ denotes the conventional probability of the system to be in state j , this new topological phase corresponds to the emergence of decaying oscillations of conventional state probabilities to their steady states.

Phase IV is a combination of phase II and III, in which three bands are twisted around each other. Each band becomes periodic in χ with a period equal to 6π . The observable effect of this braid phase is also a combination of decaying oscillations of both the conventional state probabilities and the parity probability $Z(\pi)$.

Now, we would like to discuss the non-analytic behavior of the moment generating function near $\chi = \pi$, which has also encountered in other contexts previously [20, 24–27]. In particular, in quantum 1D electron systems it was observed that the analytical continuations of generating functions at $\chi = 0$ and 2π do not coincide near $\chi = \pi$ [25]. It was proved recently [27] that near $\chi = \pi$ the generating function should be given by a sum of the analytical continuations of both solutions. In our model, this fact has a simple explanation. The parity probability in phase II is, indeed, given by a sum of two equal in absolute value contributions because two eigenvalues of $\hat{H}(\pi)$ have equal real part in this phase. In phase II, an individual eigenvalue near $\chi = 0$ cannot be uniquely continued to the point $\chi = \pi$ because the square root in (4) is doubly valued. At the steady state and at $\chi \neq \pi$, the system chooses the solution with the largest real part of the eigenvalue, which is the part of one band at $\chi \in [0, \pi)$ and the part of another band at $\chi \in (\pi, 2\pi]$. Hence, the appearance of the discontinuity at $\chi = \pi$ is the result of the selection of the eigenvalue with the largest real part at long observation time limit.

At equilibrium statistical physics, a phase transition can be identified by the non-analytic singularity of free energy, e.g., Lee-Yang zeros [28]. In the nonequilibrium transports, the moment generating function $Z(\chi, t)$ of dynamical observables is the counterpart of the partition function and $\ln Z(\chi)$ is the counterpart of the free energy. Thus, the zeros in $Z(\chi)$ and their time-dependence play a similar role to the Lee-Yang zeros and can be used to explore the dynamical phase transitions [29–33]. Indeed, as shown by Eq. (6), in the nontrivial braid phase region the parity probability $Z(\pi)$ oscillates and its zeros as functions of time are one-to-one mapped to the Lee-Yang zeros of the stochastic transport system.

Finally, it is worth remarking that *out-of-equilibrium* is the necessary condition for the BPT because when detailed balance is respected, the eigen-spectra of the non-Hermitian Hamiltonian with counting parameters are always real. At equilibrium, due to the detailed balance condition, the nonequilibrium force (affinity) \mathcal{A} is zero (in our two examples, $\mathcal{A} = \ln[\frac{k_1 k_2}{k_3 k_4}]$ for Michaelis-Menten-like kinetics and $\mathcal{A} = \ln[\frac{k_1 k_2 k_3}{k_4 k_5 k_6}]$ for three-state cyclic kinetics). Therefore, the Gallavotti-Cohen symmetry of the spectrum $\lambda_j(\chi) = \lambda_j(-\chi + i\mathcal{A})$ [34] reduces to the even symmetry $\lambda_j(\chi) = \lambda_j(-\chi)$. Consequently, the odd terms of $i\chi$ in the eigen-spectra disappear and only even terms survive so that the spectra are all real [35, 36] and band structures can not form nontrivial braids. To have nontrivial braids, the detailed balance condition at equilibrium must be broken.

In summary, we have shown that, when parameters are varying, the band structures of non-Hermitian Hamiltonians may encounter topological phase transitions that can be classified by the elements of the braid group. In application to the full counting statistics of currents, we found that topologically nontrivial phases correspond to oscillating behavior of certain statistical characteristics that is detectable by today's measuring technique [37]. They also correspond to discontinuities of the moment generating function of currents induced via selection of different band branches in the limit of long time evolution. Open problems include generalizations of BPTs to Hamiltonians that depend on a multi-component Bloch vector and the manifestations of BPTs in quantum mechanical full counting statistics and Floquet theory.

This work was supported by the National Nuclear Security Administration of the U.S. DOE at LANL under Contract No. DE-AC52-06NA25396, and the LDRD Program at LANL.

* renjie@lanl.gov

- [1] C. Kittel, *Introduction to Solid State Physics*, (John Wiley, Singapore, 1996).
- [2] D. R. Grempel, R. E. Prange, and S. Fishman, *Phys. Rev. A* **29**, 1639 (1984).
- [3] D. Y. H. Ho and J. B. Gong, *Phys. Rev. Lett.* **109**, 010601 (2012).

- [4] S. Sachdev, *Quantum Phase Transitions*, (Cambridge University Press, 2011).
- [5] M. Z. Hasan and C. L. Kane, *Rev. Mod. Phys.* **82**, 3045 (2010); X.-L. Qi and S.-C. Zhang, *Rev. Mod. Phys.* **83**, 105 (2011).
- [6] T. Kitagawa, E. Berg, M. Rudner, and E. Demler, *Phys. Rev. B* **82**, 235114 (2010); N. H. Lindner, G. Refael, and V. Galitski, *Nature Phys.* **7**, 490 (2011).
- [7] L. Zhang, J. Ren, J.-S. Wang, and B. Li, *Phys. Rev. Lett.* **105**, 225901 (2010); arXiv:1210.3487.
- [8] M. S. Rudner and L. S. Levitov, *Phys. Rev. Lett.* **102**, 065703 (2009); *Phys. Rev. B* **82**, 155418 (2010).
- [9] S. Diehl, E. Rico, M. A. Baranov, and P. Zoller, *Nature Phys.* **7**, 971 (2011).
- [10] Y. C. Hu and T. L. Hughes, *Phys. Rev. B* **84**, 153101 (2011).
- [11] K. Esaki, M. Sato, K. Hasebe, and M. Kohmoto, *Phys. Rev. B* **84**, 205128 (2011).
- [12] P. K. Ghosh, *J. Phys.: Condens. Matter* **24**, 145302 (2011).
- [13] S. Coleman, *Aspects of Symmetry*, (Cambridge University Press, 1995).
- [14] Y. Nambu, *Rev. Mod. Phys.* **81**, 1015 (2009).
- [15] I. V. Gopich and A. Szabo, *J. Chem. Phys.* **124**, 154712 (2006).
- [16] N. A. Sinitsyn, and I. Nemenman, *EPL* **77**, 58001 (2007); N. A. Sinitsyn, *J. Phys. A: Math. Theor.* **42**, 193001 (2009).
- [17] B.P. English, et al., *Nat. Chem. Biol.* **2**, 87 (2006).
- [18] S. Pilgram, A. N. Jordan, E. V. Sukhorukov, and M. Büttiker, *Phys. Rev. Lett.* **90**, 206801 (2003).
- [19] J. Ren, P. Hänggi, and B. Li, *Phys. Rev. Lett.* **104**, 170601 (2010).
- [20] V. Y. Chernyak and N. A. Sinitsyn, *J. Stat. Mech.* **L07001** (2010).
- [21] H. Qian, *Annu. Rev. Phys. Chem.* **58**, 113 (2007).
- [22] R. D. Astumian, *Annu. Rev. Biophys.* **40**, 289 (2011).
- [23] In fact, if we explore all possible parameters, there are three more phase regions with reversed chirality as well as reversed transport direction compared to the braid phase II, III and IV, respectively.
- [24] F. Pistolesi, *Phys. Rev. B* **69**, 245409 (2004).
- [25] D. B. Gutman, Y. Gefen, A. D. Mirlin, *Phys. Rev. B* **81**, 085436 (2010).
- [26] D. A. Ivanov and A. G. Abanov, *EPL* **92**, 37008 (2010).
- [27] A. G. Abanov, D. A. Ivanov, and Y. Qian, *J. Phys. A: Math. Theor.* **44**, 485001 (2011).
- [28] C. N. Yang and T. D. Lee, *Phys. Rev.* **87**, 404 (1952); T. D. Lee and C. N. Yang, *Phys. Rev.* **87**, 410 (1952); B. H. Zimm, *J. Chem. Phys.* **19**, 1019 (1951).
- [29] H. Touchette, *Phys. Rep.* **478**, 1 (2009).
- [30] J. P. Garrahan and I. Lesanovsky, *Phys. Rev. Lett.* **104**, 160601 (2010).
- [31] H. Ge and H. Qian, *J. R. Soc. Interface* **8**, 107 (2011).
- [32] B.-B. Wei and R.-B. Liu, *Phys. Rev. Lett.* **109**, 185701 (2012).
- [33] C. Flindt and J. P. Garrahan, arXiv: 1209.2524
- [34] J. L. Lebowitz and H. Spohn, *J. Stat. Phys.* **95**, 333 (1999); D. Andrieux and P. Gaspard, *J. Stat. Phys.* **127**, 107 (2007).
- [35] J. Ren, S. Liu, and B. Li, *Phys. Rev. Lett.* **108**, 210603 (2012).
- [36] V. Y. Chernyak, J. R. Klein, and N. A. Sinitsyn, *J. Chem. Phys.* **136**, 154108 (2012).
- [37] C. Flindt, C. Fricke, F. Hohls, T. Novotný, K. Netočný, T. Brandes, and R. J. Haug, *Proc. Natl. Acad. Sci. USA*, **106**, 10116 (2009).