

Longitudinal WW scattering in light of the “Higgs” discovery

Domènec Espriu¹ and Brian Yencho¹

¹*Departament d'Estructura i Constituents de la Matèria,*

Institut de Ciències del Cosmos (ICCUB),

Universitat de Barcelona, Martí Franquès 1, 08028 Barcelona, Spain

Abstract

WW scattering is dominated at high energies by their longitudinal components, which are the most sensitive to the nature of the electroweak symmetry breaking. Prior to the discovery at the LHC of a Higgs-like particle, unitarization tools were extensively used to show that, in the absence of a light Higgs boson, new resonances resulting from the would-be strongly-interacting electroweak sector would appear, and furthermore these techniques would approximately predict their masses, widths, and signal strengths. With the discovery of a Higgs-like particle now firmly established, we re-investigate these techniques assuming this particle couples exactly as in the SM, but still being open to the possibility of an extended symmetry breaking sector. While the SM itself is free from problems with perturbative unitarity in the electroweak sector, “anomalous” self-couplings of the vector bosons – low-energy remnants of such higher-energy symmetry breaking sectors – are easily shown to re-introduce them. We demonstrate how new resonances should still appear in the scattering of EW vector bosons after imposing constraints from unitarity, and we discuss their ability to be probed with current and future LHC data.

I. INTRODUCTION

There appears to be growing evidence that the particle discovered by the LHC experiments [1, 2] is quite close in properties to what is expected from the Higgs particle in the standard model. CMS reports tentative, yet suggestive, evidence [3] that a $J^P = 0^+$ is clearly favored in front of $J^P = 0^-$. As it is well known, $J = 1$ is excluded due to the Landau-Yang theorem [4] and the fact that the decay to two photons has been seen well above the 5σ level [5]. Although the distinction between $J = 2$ and $J = 0$ is still not possible with the amount of data available at the moment, the first possibility is certainly disfavored theoretically.

It is also reported that an additional standard model (SM) Higgs is excluded at present at the 95% level in the range 128 GeV to 600 GeV. Furthermore no signal of any additional vector or scalar resonances has been seen in the data currently available. This absence of new resonances together with the results on spin-parity already available, and the fact that most couplings so far measured are within the experimental errors comparable with the standard model¹ would strongly suggest that the simplest realization of the electroweak symmetry breaking sector in the standard model (EWSBS) is strongly favored and there is no compelling reason to expected new particles associated to the EWSBS anytime soon.

This may be jumping too hastily to conclusions, however. Let us examine a bit critically the statement that “an additional standard model Higgs is excluded in the 128-600 GeV range”. Even in two-Higgs-doublet models [6] it is well known [7] that only a combination of the two 0^+ scalars involved has Higgs-like couplings and, in particular, only this combination exhibits the property of non-decoupling characteristic of spontaneous symmetry breaking. The other additional spin zero states couple in a model dependent way and they cannot really be rigorously excluded yet. Likewise in composite models where new vector resonances would be present the couplings are model dependent, although qualitatively statements concerning their magnitude can be made in many cases.

In this work we would like to analyze critically the consequences that can be drawn from the apparent absence of new resonances in the range of energies explored so far. We shall have in mind a composite Higgs scenario (like the ones proposed in Ref. [8]) without needing

¹ The coupling to two photons is actually slightly off by about 1.5σ for CMS and by about 1.8σ for ATLAS with respect to its SM value according to the latest available data at the moment of writing this paper [5]

to commit ourselves at this point to any particular model. We would like to understand whether the apparent absence of new resonances really means that no new states exist or simply that the signal due to them may at this point be well below the present experimental sensitivity and, if this is the case, what would be the expected strength of the signal. We shall make use of the technique of effective Lagrangians where the information on states with a mass $m \gg M_H \simeq 125$ GeV can be encoded in some effective coefficients. Consequently we shall therefore be able to place new bounds on these effective coefficients that can be compared with the limits on anomalous W and Z couplings [9] already derived from the early LHC data for WW or ZZ cross-sections. It is obvious however that the sensitivity on possible departures of these anomalous couplings with respect to their standard model values is still poor.

The techniques that we shall use rely on analyticity and unitarity; we shall make intensive use of the Inverse Amplitude Method (IAM), amply used in hadronic physics [10] and quite useful in heavy Higgs models [11] (now seemingly ruled out). We shall adapt the technique to allow the inclusion of a light resonance - the Higgs. For our analysis we shall need at some point the full one loop correction to WW scattering in the standard model. Unfortunately this is a rather involved calculation that is available in full only numerically [12], and thus very inconvenient for unitarization techniques. We have circumvented this problem by restricting ourselves to longitudinal W scattering and making partial use of the equivalence theorem [13]; in fact for the real part of the one-loop correction only. Other than that, the external W are dealt with exactly. The reason not to use the equivalence theorem from the very beginning is that at the moderate energies involved in our considerations the replacement of longitudinal W 's by the equivalent Goldstone bosons has large corrections [14] and the ensuing discussion would be unreliable.

The use of unitarity methods forces upon us an additional approximation albeit not an important one. We shall neglect throughout electromagnetic corrections as they do not lead to convergent partial wave amplitudes due to their long range character. If desired, electromagnetic corrections could be re-introduced perturbatively. Neglecting electromagnetism brings for us a bonus: we can use the isospin formalism that simplifies considerably the analysis. Another subtle point that will be discussed in detail is the use of crossing symmetry involving longitudinal W scattering.

We have presented our results in the following order. In Section II we review the elec-

troweak chiral Lagrangian and how it is modified by the inclusion of a light scalar Higgs-like degree of freedom. Section III is devoted to the introduction of the different (weak-) isospin amplitudes and how the usual techniques have to be modified when considering the scattering of physical longitudinal W, Z bosons as opposed to Goldstone bosons as per the equivalence theorem. The inverse amplitude method is discussed in detail in Section IV, with a particular emphasis on the restoration of unitarity. In Section V, we present the details of our treatment of the relevant amplitudes. In Section VI, we determine the resonances that different values of the higher-order operators coefficients (beyond the SM) generate. In this section we will also compare the results obtained by use of unitarization techniques to the predictions of the minimal SM and also to the existing results for a heavy Higgs (now excluded) for comparison. In Section VII, we will compute the corresponding cross sections and see what signals can be expected for additional resonances present in composite Higgs scenarios.

II. ELECTROWEAK CHIRAL LAGRANGIAN

The effective Lagrangian that contains the light degrees of freedom in the standard model, other than the Higgs particle, relevant at scales below any new thresholds, is

$$\begin{aligned} \mathcal{L}^{\text{eff}} = & -\frac{1}{2}\text{Tr}W_{\mu\nu}W^{\mu\nu} - \frac{1}{4}\text{Tr}B_{\mu\nu}B^{\mu\nu} + \sum_{i=0,13} \mathcal{L}_i + \mathcal{L}_{\text{GF}} + \mathcal{L}_{\text{FP}} \\ & + \frac{v^2}{4}\text{Tr}D_\mu U^\dagger D^\mu U \end{aligned} \quad (1)$$

where

$$U = \exp\left(i\frac{(w \cdot \tau)}{v}\right) \quad (2)$$

are the electroweak theory Goldstone bosons in a non-linear representation, $v \approx 246$ GeV is the SM vacuum expectation value, and

$$D_\mu U = \partial_\mu U + \frac{1}{2}igW_\mu^i\tau^i U - \frac{1}{2}ig'B_\mu^i U\tau^3. \quad (3)$$

The \mathcal{L}_i depend on unknown coefficients a_i and are given in Appendix A. Inspired by the non-linear realization of the SM, we can add the Higgs field by writing

$$\begin{aligned} \mathcal{L}^{\text{eff}} = & -\frac{1}{2}\text{Tr}W_{\mu\nu}W^{\mu\nu} - \frac{1}{4}\text{Tr}B_{\mu\nu}B^{\mu\nu} + \sum_{i=0,13} \mathcal{L}_i + \mathcal{L}_{\text{GF}} + \mathcal{L}_{\text{FP}} \\ & + \left(1 + \frac{h}{v}\right)^2 \frac{v^2}{4}\text{Tr}D_\mu U^\dagger D^\mu U + \frac{1}{2}(\partial_\mu h)^2 - \frac{1}{2}M_H^2 h^2 \end{aligned} \quad (4)$$

This reproduces the SM interactions of the Higgs with the electroweak bosons in a gauge invariant way. Recall that h is a gauge singlet. When the above coefficients a_i are all taken to be zero and the appropriate tadpole and $\mathcal{O}(h^3)$ and higher terms are added (they have been omitted in the previous expression), this is simply the non-linear realization of the EWSBS.

If we wish to consider extensions or modifications of the EWSBS we can modify the preceding Lagrangian in two ways. Firstly, it may well be that the “Higgs” couples in a way that is different to the precise prescription given in (4). For instance we could write

$$\left(1 + f\left(\frac{h}{v}\right)\right)^2 \frac{v^2}{4} \text{Tr} D_\mu U^\dagger D^\mu U. \quad (5)$$

Gauge invariance poses no restrictions on the form of $f(\frac{h}{v})$. If one assumes that this function, once Taylor expanded, behaves as $\sim \frac{h}{v}$ for small values of h then the “Higgs” is to be interpreted as a vacuum fluctuation, but other couplings can still depart from their minimal SM values in vertices involving more legs. This situation would present itself if the “Higgs” itself participates in some strong dynamics, e.g. in the dynamical Higgs scenarios suggested in Ref. [8].

In addition, the existence of an alternative EWSBS would for sure imply new heavier degrees of freedom. Their contribution at low energies can be collected in the effective coefficients a_i and it does not affect the operators of dimension four present in (4). The extended dynamics may actually affect the “Higgs” interaction as well, but this effect is already accounted for by the function $f(\frac{h}{v})$ and eventually by allowing the dimensionless coefficients a_i to be functions of $\frac{h}{v}$ too. This last modification is not presently relevant to us. See, however, Ref. [15] for a recent discussion on this point.

The Lagrangian (4) was extensively used in the past in a scenario, now ruled out, where the Higgs particle was assumed to be very heavy [11] or even absent, such as in simple QCD-technicolor-like models [16], mostly discussed in the context of electroweak precision observables. In these models the coefficients a_i serve also the important purpose of absorbing divergences that appear when computing one-loop corrections from (1). However, the dimension four pieces of (4) – with the SM Higgs explicitly thrown in – constitute by themselves a renormalizable subset and no extra divergences appear. The a_i coefficients are therefore finite. Yet, if the function $f(\frac{h}{v})$ departs from its standard model value, renormalizability will be in general lost and the a_i will be needed to render the calculations finite.

In this work we shall adopt the conservative point of view that the couplings of the particle observed at the LHC are identical to the ones of the standard model and that only the vector boson *self-couplings* may be allowed to deviate.

The main purpose of this paper is to determine the influence of an extended EWSBS, parametrized by the coefficients a_i of the higher dimensional operators on the scattering of longitudinal W and Z and their unitarization and, in particular, in the expected pattern of additional scalar and vector resonances once the existence of a light Higgs-like particle is taken into account.

III. ISOSPIN AMPLITUDES

As mentioned in the introduction we shall ignore electromagnetic corrections, setting $c_w \rightarrow 1$ ($M_z \rightarrow M_W \equiv M$). This corresponds to an exactly custodially-preserving theory and we can then use standard isospin techniques to relate different amplitudes. Let us define the scattering amplitudes of the longitudinally polarized W^a bosons as

$$A^{abcd} \equiv A(W_L^a W_L^b \rightarrow W_L^c W_L^d) . \quad (6)$$

In the high energy limit, where by virtue of the equivalence theorem [13] the corresponding Goldstone bosons replace the longitudinal parts of the W_L^a , these amplitudes satisfy the following well-known isospin relation

$$A^{abcd}(p^a, p^b, p^c, p^d) = \delta^{ab}\delta^{cd}A(s, t, u) + \delta^{ac}\delta^{bd}A(t, s, u) + \delta^{ad}\delta^{bc}A(u, t, s) , \quad (7)$$

where crossing symmetry has been assumed and where $s = (p^a + p^b)^2$, $t = (p^a - p^c)^2$, $u = (p^a - p^d)^2$ are the usual Mandelstam variables. The fundamental amplitude is related to a subset of the possible amplitudes as

$$A(s, t, u) = A^{1122} = A^{1133} = A^{2233} = \dots , \quad (8)$$

where the dots indicate the amplitudes with the pairs reversed. When written in the more familiar charged basis, this is fully encapsulated in

$$A(s, t, u) = A^{+-00} (= A^{+-33}) . \quad (9)$$

The three amplitudes in this basis that will be of interest are then

$$\begin{aligned}
A^{+-00} &= A(s, t, u) \\
A^{+--+} &= A(s, t, u) + A(t, s, u) \\
A^{++++} &= A(t, s, u) + A(u, t, s).
\end{aligned} \tag{10}$$

These can then be used to define the amplitudes T_I with fixed values of isospin I given by

$$\begin{aligned}
T_0 &= \langle 00|S|00 \rangle = 3A^{+-00} + A^{++++} \\
T_1 &= \langle 10|S|10 \rangle = 2A^{+--+} - 2A^{+-00} - A^{++++} \\
T_2 &= \langle 20|S|20 \rangle = A^{++++}.
\end{aligned} \tag{11}$$

In the subsequent discussion, we shall also need the amplitude for the process $W^+W^- \rightarrow hh$. Taking into account that the final state is an isospin singlet and defining

$$A^{+-}(s, t, u) = A(W^+W^- \rightarrow hh), \tag{12}$$

the projection of this amplitude to the $I = 0$ channel gives

$$T_{H,0} = \sqrt{3}A^{+-}(s, t, u). \tag{13}$$

For much of our calculations, however, we will not be working in the high energy limit in which the Goldstone bosons originating from the $SU(2)_L \times SU(2)_R \rightarrow SU(2)_V$ breaking can replace the longitudinal parts of the W bosons. We must then generalize the above results to account for an ambiguity introduced by the longitudinal polarization vector, which does not actually transform under Lorentz transformations as a 4-vector. When using their usual definitions, expressions involving the polarization vector ϵ_L^μ can not be cast in terms of the Mandelstam variables s , t , and u until *after* an explicit reference frame has been chosen, as they can not themselves be written solely in terms of covariant quantities. This renders these variables a rather inconvenient choice for the final expressions. While these amplitudes still satisfy isospin and crossing symmetries, this is only clearly manifest, then, when they remain in terms of the external 4-momenta. Mindful of this fact, the generalized isospin relation should then be written as

$$\begin{aligned}
A^{abcd}(p^a, p^b, p^c, p^d) &= \delta^{ab}\delta^{cd}A(p^a, p^b, p^c, p^d) \\
&\quad + \delta^{ac}\delta^{bd}A(p^a, -p^c, -p^b, p^d) \\
&\quad + \delta^{ad}\delta^{bc}A(p^a, -p^d, p^c, -p^b),
\end{aligned} \tag{14}$$

with the corresponding amplitudes in Eq. 10 given by

$$\begin{aligned}
A^{+-00} &= A(p^a, p^b, p^c, p^d) \\
A^{+--+} &= A(p^a, p^b, p^c, p^d) + A(p^a, -p^c, -p^b, p^d) \\
A^{++++} &= A(p^a, -p^c, -p^b, p^d) + A(p^a, -p^d, p^c, -p^b).
\end{aligned} \tag{15}$$

The fixed-isospin amplitudes remain as in Eq. 11.

From here we can define the partial wave amplitudes for fixed isospin I and total angular momentum J as

$$t_{IJ} = \frac{1}{64\pi} \int_{-1}^1 d(\cos \theta) P_J(\cos \theta) T_I, \tag{16}$$

where the $P_J(x)$ are the Legendre polynomials and the T_I amplitudes have been defined in (11). Partial wave unitarity requires these amplitudes to satisfy $|t_{IJ}| < 1$ in the high-energy limit. However, for non-zero values of the $O(p^4)$ coefficients a_i this perturbative expansion gives a non-unitary behavior of the partial wave amplitudes for large values of s . In order to restore unitarity and, in doing so, extract information on higher resonances, the partial wave amplitudes have to be unitarized.

IV. INVERSE AMPLITUDE METHOD

Non-renormalizable models typically produce scattering amplitudes that grow with the scattering energy too fast, breaking the unitarity bounds [17] at some point or other. Chiral descriptions of QCD [18] are archetypal examples of this behavior and unitarization techniques have to be used to recover unitarity. A convenient way to obtain unitary amplitudes is provided by the Inverse Amplitude Method [10]. This is not the place to provide a review of its justification and limitations, but suffice only to say that when the physical value of the pion decay constant f_π and the $O(p^4)$ low energy coefficients L_i (as defined e.g. in [18], the counterpart of the a_i in strong interactions) are inserted in the chiral Lagrangian and the IAM method is used, the validity of the chiral expansion is considerably extended and one is able to reproduce the ρ meson pole as well as many other properties of low energy QCD [10].

Let us consider an effective theory model whose amplitudes admits a perturbative expansion. The expansion parameter could be the momentum (normalized by some reference

mass) or simply an expansion in some coupling constant. Let t_{IJ} be one such amplitude describing some elastic process. Then we expand in loops

$$t_{IJ} = t_{IJ}^{(0)} + t_{IJ}^{(2)} + t_{IJ}^{(4)} + \dots \quad (17)$$

Then the IAM approximation to the full amplitude is

$$t_{IJ} \approx \frac{t_{IJ}^{(0)}}{1 - t_{IJ}^{(2)}/t_{IJ}^{(0)}}, \quad (18)$$

which is identical to the [1,1] Padé approximant to t_{IJ} derived from (17). The above expression obviously reproduces the first two orders of the perturbative expansion and, in addition, satisfies the necessary unitarity constraints, namely $|t_{IJ}| < 1$ at high energies and

$$\text{Im } t_{IJ}(s) = \sigma(s) |t_{IJ}(s)|^2, \quad (19)$$

when the perturbative ingredients satisfy

$$\text{Im } t_{IJ}^{(2)}(s) = \sigma(s) |t_{IJ}^{(0)}(s)|^2, \quad (20)$$

as they must from the optical theorem. The formula Eq. 18 can be applied too in the inelastic case, i.e. when there is more than one channel. It will then satisfy, in our case,

$$\text{Im } t_{IJ}(s) = \sigma(s) |t_{IJ}(s)|^2 + \sigma_H(s) |t_{H,IJ}(s)|^2, \quad (21)$$

which is again guaranteed to the order we work by the IAM and the optical theorem for the lowest order terms

$$\text{Im } t_{IJ}^{(2)}(s) = \sigma(s) |t_{IJ}^{(0)}(s)|^2 + \sigma_H(s) |t_{H,IJ}^{(0)}(s)|^2, \quad (22)$$

where the phase space factors used here are given by

$$\sigma(s) = \sqrt{1 - \frac{4M^2}{s}}, \quad \sigma_H(s) = \sqrt{1 - \frac{4M_H^2}{s}}. \quad (23)$$

See e.g. [19] for a discussion on this point, as it is relevant to us due to the appearance of hh states, along with intermediate WW ones, at one loop. This is only a concern, however, for the $I = 0$ amplitudes.

If we examine the Lagrangian (1) we see that it is formally identical to a gauged chiral effective Lagrangian and it is therefore natural to use techniques that are known to work well in QCD at low energies, such as the IAM, in the present context. This Lagrangian

(1) is the one describing the electroweak symmetry breaking sector at scales well below the Higgs mass and it has been thoroughly investigated using unitarization techniques in the past. We know from recent results that the Higgs particle is very likely light so this is not a particularly relevant example anymore but let us first re-examine this case anyway with the only objective to get an idea of the validity of the method.

The value of the higher order coefficients for the standard model is obtained after matching S -matrix elements in the effective theory and in the standard model itself [20]. For a heavy Higgs, the value of the relevant coefficients is shown in Appendix A. We see that they are divergent (the $\overline{\text{MS}}$ scheme is used throughout) since the theory that is left after removing the Higgs as a dynamical degree of freedom is non-renormalizable.

Using these values, after unitarization, one is able by just using chiral perturbation theory techniques to reproduce the pole that would correspond to a heavy SM Higgs with reasonable accuracy. This has been discussed in great detail in the literature [11], always in the context of the equivalence theorem. In these older studies the coefficient a_3 does not play any role (it is absent if the equivalence theorem is used) and only a_4 and a_5 matter (see Appendix A). For the $I = J = 0$ channel, the coefficients of higher dimensional operators always appear in the combination $7a_4 + 11a_5$ and therefore the scalar masses and widths obtained after unitarization depend on this combination only. The equivalence theorem combined with the IAM procedure actually reproduces fairly well a Higgs from around 500 GeV (width 45 GeV) up to $M_H \simeq 1500$ GeV (width $\simeq 1500$ GeV). At this point, the widths become so large that the resonances “melt”. Below $M_H \simeq 500$ GeV the method becomes progressively unreliable due to the limitations of the equivalence theorem. Note also that vector resonances, i.e. poles for $I = J = 1$ in the second Riemann sheet, may also appear. This time the relevant combination of coupling constants is $a_4 - 2a_5$ and, when present, their masses are characteristically higher than the scalar ones. It is characteristic of this analysis that the values of a_4, a_5 where scalar and vector resonances appear are rather disjoint. See the last reference in Ref. [16] for further details.

We could also turn to a completely different case, namely the minimal standard model with a light Higgs - and nothing else, i.e. no $O(p^4)$ coefficients, so the a_i are all set to zero. Of course, this a weakly coupled (and unitary) theory and perturbation theory should be an excellent guidance, but nothing prevents us from applying the machinery of the IAM nevertheless. The result of this exercise will be shown in section 6.

The preceding discussion can be summarized by saying that the IAM reproduces the general features expected from the lightest resonances in strongly interacting models such as QCD, or extensions of the SM such as technicolor or models with a heavy Higgs, and also in weakly interacting theories, such as the minimal SM with a light Higgs. The limitations of the model derive from the accuracy in our knowledge of the different amplitudes entering the game (hence we have to abandon as much as possible the use of the equivalence theorem for a light Higgs) and in the validity of the approximations made in using the effective Lagrangians (4) and (1).

The range of validity of the effective Lagrangian (4) should thus be established. It is in principle valid down to arbitrarily low energies if we use longitudinal W 's and by doing so bypass the limitations of the equivalence theorem. In the high energy range, it is in principle *perturbatively* valid until a resonance is encountered in a given channel but its validity can be largely extended by the unitarization process. This will allow us to use the bounds already available on additional resonances to constrain the higher dimensional operators in (4). In any case the range can extend at most to $s \simeq (4\pi v)^2 \simeq (3 \text{ TeV})^2$ as this is the natural parameter in the momentum expansion.

V. CALCULATION

We compute the tree level contribution both from the lowest order standard model terms and from the $O(p^4)$ coefficients in Eq. 4 exactly, i.e. without having to appeal to the equivalence theorem. The reason – previously mentioned – is that in the standard model tree-level contribution, changes with respect to the simplest version of the equivalence theorem can be quite substantial for certain angles (i.e. certain values of the Mandelstam variable t). Indeed it was seen in [14] that using W_L rather than the equivalent Goldstone boson w makes a significant difference. In addition, we want to make sure that all kinematic singularities are properly included at tree level. In the terms describing higher resonances (i.e. in the a_i coefficients, see Appendix A) we shall only consider for the time being custodially-preserving terms. In fact, we will in the present analysis not consider a_3 , as it turns out to make a relatively small contribution and will therefore concentrate on the contributions from the remaining two custodially-preserving coefficients a_4 and a_5 .

The calculation, then, involves the tree-level and a_i -dependent results for $A(W^+W^- \rightarrow$

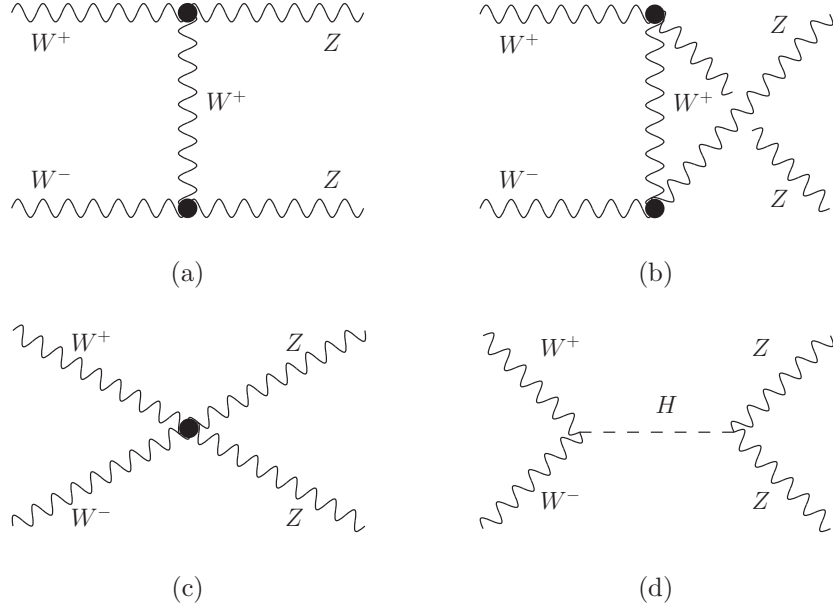


FIG. 1: $W^+W^- \rightarrow ZZ$ scattering amplitudes at tree level. Black dots indicate vertices modified in our calculation by the presence of non-zero coefficients a_i .

ZZ) according to the diagrams of Figs. 1 (a)-(d). The black dots indicate vertices which receive contributions from the ordinary Lagrangian terms as well as \mathcal{L}_i terms and therefore depend on the a_i . In the absence of a_3 , only the quartic term in Fig. 1 (c) is modified. The full amplitude is given in Appendix B.

It has been mentioned that a fully analytic expression for the one-loop contribution to WW scattering is not available. In particular, for the basic building block (related to the other amplitudes by isospin and – properly applied – crossing symmetry), there is no closed expression for $W_L^+W_L^- \rightarrow Z_LZ_L$, i.e. for A^{+-00} . To overcome this difficulty, we will restrict ourselves to the scattering of longitudinally polarized vector bosons. This is in any case dominant at high energies and it is expected to be the most sensitive one to the EWSBS. The restriction to longitudinal W will allow us to determine with enough precision the loop correction. For our purposes, the loop amplitude for the process $A(W^+W^- \rightarrow ZZ)$ will be calculated in a mixed way, to best approximate the unknown full amplitude. The real part is determined by direct use of the equivalence theorem [13, 14]: we replace this loop amplitude by the corresponding process $w^+w^- \rightarrow zz$. A proper use of the equivalence theorem [14] requires keeping the external on-shell condition $(p^a)^2 = M_W^2$, as well as in internal lines for consistency. However, the available loop calculations that make use of the equivalence

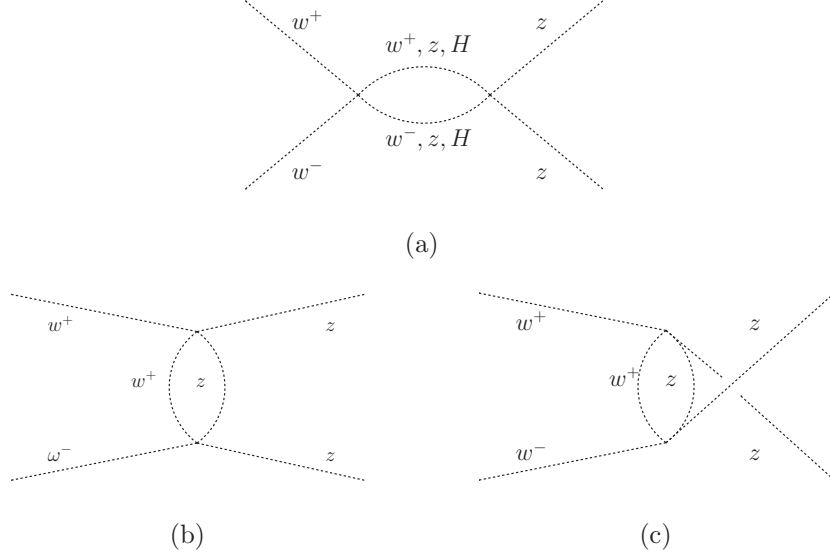


FIG. 2: The dominant $w^+w^- \rightarrow zz$ Goldstone boson scattering amplitudes at one-loop level in the SM in the limit that $s \gg m_H^2$. See Ref. [21] for the complete set of one-loop diagrams, valid for all energies, in the limit $s, m_H^2 \gg M_W^2$

theorem all work in the $M_W = 0$ limit, which makes the calculation much simpler. While this is not a major limitation if $s \gg M_W^2$ as will always be the case, terms of the form $(M_W^2/M_H^2)^2$ and higher are potentially missed as well. To have some control on this, we shall use the unitarity relations themselves, which become in fact increasingly more and more accurate as M_H is increased. However, unitarity is always very well satisfied in the results we present below. This gives us confidence in the method used and the approximations that we have had to compromise on.

This calculation can be done in any field parametrization, i.e. it gives the same result using linear or non-linear realizations for the Goldstone boson sectors. The full result for the amplitude is given in Appendix C and is the one actually used in the numerical result presented in the coming sections. They have been computed in Refs. [21, 22]. The result reproduced below is the leading contribution in the $s \gg M_H^2$ limit, originating from the “bubble” diagrams only and it also agrees with the one found in [21]

$$A^{+-00} = -\frac{\lambda^2}{8\pi^2} \left[4 \ln \left(\frac{s}{M_H^2} \right) + \ln \left(\frac{-t}{M_H^2} \right) + \ln \left(\frac{-u}{M_H^2} \right) - \frac{1}{2} - \frac{9\pi}{2\sqrt{3}} \right], \quad (24)$$

where the Higgs mass is $M_H^2 = 2\lambda v^2$. The imaginary part (of the bubble diagrams only!) can be easily guessed from the above expression.

Several comments are in order. First, because this calculation is done with Goldstone

bosons, the above mentioned subtleties associated to crossing do not apply. Secondly this same amplitude in the opposite limit, i.e. $s \ll M_H^2$ leads to the familiar result

$$A^{+-00} = \frac{1}{v^2} \left[\frac{1}{4\pi v^2} \left\{ \frac{s^2}{2} \ln \left(\frac{M_H^2}{s} \right) + \frac{1}{6} t(s+2t) \ln \left(\frac{M_H^2}{-t} \right) + \frac{1}{6} u(s+2u) \ln \left(\frac{M_H^2}{-u} \right) \right\} \right. \\ \left. + \left(\frac{9\pi}{2\sqrt{3}} - \frac{74}{9} \right) - \frac{2}{9} (t^2 + u^2) \right] \quad (25)$$

that has been amply used in unitarization analysis for models with a heavy Higgs [11].

As emphasized, the above contribution for the real part is computed by making use of the equivalence theorem in the $M_W = 0$ limit, which is approximately valid for large values of s . In addition, the contribution from the effective operators \mathcal{L}_i – parametrized by the coefficients a_i – are of order p^4 and amply dominate in this limit, making the approximation made in the calculation of the real part of the loop amplitude even less relevant. We continue to include this contribution, however, to have the best possible control over the amplitude when the a_i are taken to be very small.

As for the imaginary part, the situation is very different. When computed with Goldstone bosons using the equivalence theorem as given in Ref. [22], it is in fact quite small. In particular, for the $I = 1$ channel, if one restricts to the dominant diagrams in the $s \gg M_H^2$ limit (bubbles) one gets zero for the imaginary part. Including the rest of diagrams that have been computed in Ref. [22] does not really improve the situation much as they are still much too small. In order to use unitarity constraints it is crucial to have good theoretical control on the imaginary parts and for this reason we have to determine the imaginary parts directly from the tree level contribution using longitudinal W 's rather than Goldstone bosons.

We can take advantage of one crucial relation to partially circumvent this problem. We know that the full calculation must satisfy Eq. 20 for the fully elastic case and more generally Eq. 22 for the inelastic case (appearing only for $I = 0$). We can therefore *define* – without approximation – the imaginary part of $t_{IJ}^{(2)}$ by Eqs. 20 and 22 (and using the isospin amplitudes T_I defined in Eqs. 11 and 13) without any need for the unknown loop calculation. Only the real part of the full loop calculation, then, remains approximated, for the lack of a better option, with the real part of the loop amplitude for the scattering of the Goldstone bosons. We believe that for the purpose of identifying dynamical resonances, our calculation should be fairly robust, however: we know that $\text{Re } t_{IJ}^{(2)}$ must be dominated by the anomalous terms, rather than the loop terms, because in our scenario with the light

Higgs these alone grow too quickly with energy and are therefore solely responsible for the violation of unitarity.

To summarize, then, the calculation: in all cases, a fundamental amplitude A^{+-00} is calculated and used to construct the isospin amplitudes T_I , expressed as the lowest order partial wave in each channel, where

$$\begin{aligned}
t_{IJ}^{(0)} &\rightarrow \text{calculated from tree-level amplitude with external } W_L & (26) \\
\text{Re } t_{IJ}^{(2)} &\rightarrow \text{calculated from } a_i\text{-dependent terms with external } W_L + \\
&\quad \text{real part of one-loop Goldstone boson scattering amplitudes.} \\
\text{Im } t_{IJ}^{(2)} &\rightarrow \begin{cases} \sigma(s)|t_{IJ}^{(0)}|^2 + \sigma_H(s)|t_{H,IJ}^{(0)}|^2 & \text{if } I = 0 \\ \sigma(s)|t_{IJ}^{(0)}|^2 & \text{otherwise} \end{cases}
\end{aligned}$$

The final partial wave amplitudes, t_{IJ} , when defined by the IAM according to Eq. 18, will necessarily satisfy the perturbative unitarity constraints to the order with which we are working *by construction* and have been explicitly verified in our numerical results.

VI. RESONANCES

As in the earlier calculations with Higgs-less models, we can identify dynamical resonances appearing in our unitarized amplitudes by searching for places where the phase shifts of the amplitudes, δ_{IJ} , pass through $(\pi/2)$ or, equivalently, when $\cot \delta_{IJ}$ passes through zero with a negative slope. We must, however, forbid any region of parameter space in which any amplitude develops a “resonance” which has a phase shift crossing $-(\pi/2)$, which would imply an unphysical, negative decay width. We will call these “false resonances”.

In Fig. 3 (a), we present the results for our search in the $a_4 - a_5$ parameter space for $-0.01 < a_4, a_5 < 0.01$. We have imposed the usual cutoff in the search of $\sqrt{s} = 4\pi v \simeq 3$ TeV. We find, as in previous work, that there is a region (shown in red) where there are only scalar resonances, a region (in green) where there are only vector resonances, an overlapping region where there are both, and finally a large region (in blue) in which the isotensor amplitude develops unphysical, false resonances and therefore must be excluded. There is also a small region, centered around $a_i = 0$, in which there are no resonances or unphysical features to

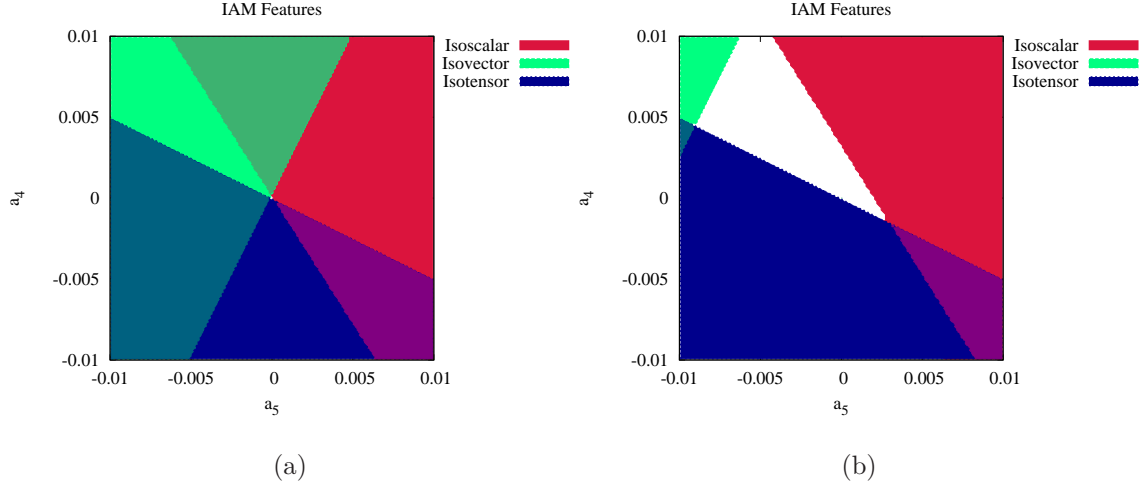


FIG. 3: (a) Regions with isoscalar and isovector resonances (and the isotensor *exclusion* region) up to a scale $4\pi v \approx 3$ TeV. (b) Same as (a), but only showing isoscalar/isovector resonances in which $M_{S,V} < 600$ GeV, for comparison with Higgs search results.

be found. Such a region was also found in the earlier, Higgs-less work, though it was notably larger [16, 23]. Its interpretation here, however, is quite different: contrary to previous work, values of $a_i = 0$ correspond here to the SM with a light Higgs boson, a theory which suffers no problems with unitarity and therefore should not be expected to develop dynamical resonances from this method. The absence of any features is a good check that the IAM is not introducing them when it should not.

We can understand the results of Fig. 3 (a) as the following: typically an extended symmetry breaking scenario has more resonances than just a light “Higgs”. There could be additional scalars (such as the ones appearing for instance in an $SO(6)/SO(5)$ model [8]), vector resonances, or even higher spin states. The low-energy contribution from these states is parametrized by the a_i . Fig. 3 (a), then, addresses the following question: what do we exclude if we assume that *no* additional resonance is seen anywhere between the state at 125 GeV and $4\pi v \simeq 3$ TeV? The excluded region, then, in $a_4 - a_5$ parameter space looks very dramatic. Only values extremely close to zero are acceptable, reflecting of course that the new states must be quite heavy and perhaps beyond the reach of our method.

Let us now examine which are the *current* bounds, i.e. the exclusion region for a_4 and a_5 that can be obtained by assuming that no new resonances exist below 600 GeV (but that may yet exist above the currently unexplored regions), as probed by the published Higgs search data for W^+W^- and ZZ decay modes. This is shown in Fig. 3 (b), where this

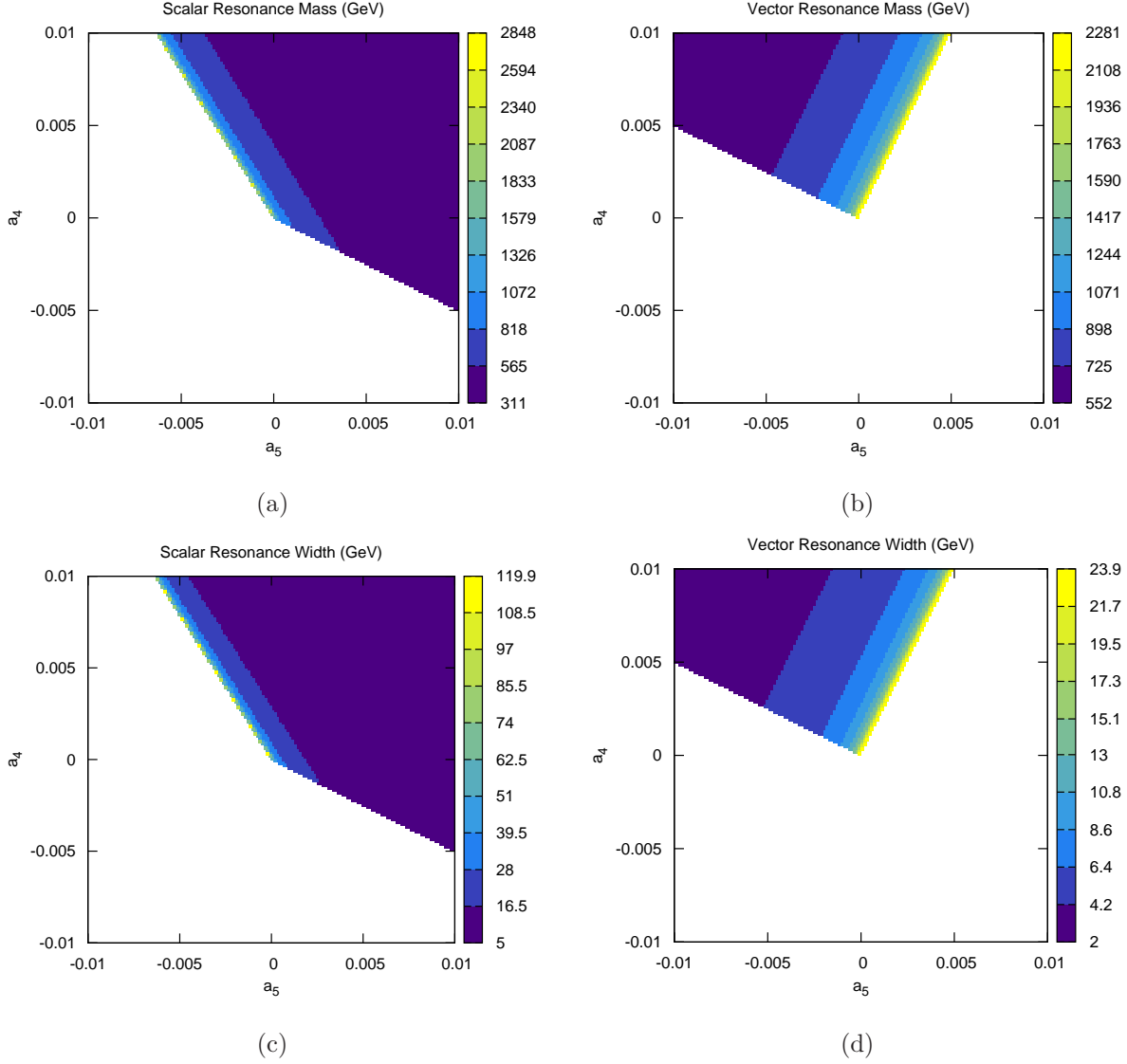


FIG. 4: Masses in GeV for (a) scalar and (b) vector resonances predicted from the unitarized partial wave amplitudes of $WW \rightarrow WW$ scattering. Widths in GeV for the corresponding (c) scalar and (d) vector resonances.

limit is placed only on the physical resonances of the isoscalar/isovector channels. These exclusion regions assume, however, that these resonances would have signals with strengths comparable to that of a SM Higgs boson of the same mass. The viability of this assumption will be addressed in the next section.

In Figs. 4 (a)-(d), we give contours for the predicted masses and widths of the isoscalar/isovector resonances over the $a_4 - a_5$ parameter space. To estimate the widths, we continue our amplitudes into their second Riemann sheet and solve for the complex pole

such that

$$t_{IJ}^{-1}(s_{pole}) = 0, \quad (27)$$

where s_{pole} is interpreted as

$$s_{pole} = (m_{pole}^2 - i m_{pole} \Gamma_{pole}) . \quad (28)$$

These pole masses and widths are what are plotted in Figs. 4 (a)-(d), and we note that for large estimated widths, these pole masses may diverge slightly from those predicted by the location where the phase shifts δ_{IJ} pass through $(\pi/2)$. What we can see in these figures is that the predicted scalar masses range from ~ 300 GeV to nearly the cutoff of 3 TeV and the vectors from ~ 550 GeV to ~ 2.3 TeV. The widths are particularly interesting: except for the largest masses, they are $\mathcal{O}(1 \text{ GeV})$ to $\mathcal{O}(10 \text{ GeV})$. This is noticeably more narrow than the widths predicted in the Higgs-less theories, which are typically $\mathcal{O}(100 \text{ GeV})$ over much of the parameter space.

VII. CROSS SECTIONS

To address the issue of just how strong the signals coming from the dynamical resonances would be, we need to calculate observable cross sections for the longitudinal vector boson scattering amplitudes (e.g. A^{+-00}), converting back from the now unitarized partial waves t_{IJ} . We can do so employing the inverse procedure of Section III, following closely that of Ref. [23]. The fixed-isospin amplitudes are formally defined in terms of the t_{IJ} as

$$T_I = 32\pi \sum_{J=0}^{\infty} (2J+1) t_{IJ} P_J(\cos \theta) . \quad (29)$$

We now ignore the higher partial waves and use only the lowest-order amplitude for each isospin channel of interest, such that

$$T_0 \approx 32\pi t_{00} \quad (30)$$

$$T_1 \approx 32\pi (3t_{11} \cos \theta)$$

$$T_2 \approx 32\pi t_{20} .$$

We will be concerned here with the observable amplitudes $A(W^+W^- \rightarrow W^+W^-)$ and $A(ZZ \rightarrow ZZ)$, which can be defined in terms of the T_I as

$$\begin{aligned} A(W^+W^- \rightarrow W^+W^-) &= \frac{1}{3}T_0 + \frac{1}{2}T_1 + \frac{1}{6}T_2 \\ A(ZZ \rightarrow ZZ) &= \frac{1}{3}T_0 + \frac{2}{3}T_2. \end{aligned} \quad (31)$$

Finally, we must relate these amplitudes to observable cross sections, and in doing so we will employ the EWA (Effective W approximation) [24] even if we are aware that it is applicable at much larger energies only. However, we are only after a guidance of the relative strength of the different signals and the EWA – which is technically simple to use – should most likely suffice. For the WW scattering amplitude defined in the WW rest frame as

$$\frac{d\sigma_{WW}}{d\cos\theta} = \frac{|A|^2}{32\pi M_{WW}^2}, \quad (32)$$

the corresponding LHC cross section is given by

$$\frac{d\sigma}{dM_{WW}^2} = \sum_{i,j} \int_{M_{WW}^2}^1 \int_{M_{WW}^2/(x_1s)}^1 \frac{dx_1 dx_2}{x_1 x_2 s} f_i(x_1, \mu_F) f_j(x_2, \mu_F) \frac{dL_{WW}}{d\tau} \int_{-1}^1 \frac{d\sigma_{WW}}{d\cos\theta} d\cos\theta, \quad (33)$$

where $\tau = \hat{s}/s = M_{WW}^2/(x_1 x_2 s)$ and where $\sqrt{s} = 8$ TeV for our current analysis. We set the factorization scale, μ_F , to the W -boson mass. The effective luminosity for longitudinal W and Z bosons is given as

$$\frac{dL_{WW}}{d\tau} = \left(\frac{g}{4\pi}\right)^4 \left(\frac{1}{\tau}\right) \left[(1+\tau) \ln\left(\frac{1}{\tau}\right) - 2(1-\tau) \right]. \quad (34)$$

A factor of $(1/2)$ should also be included in the final expression for the $ZZ \rightarrow ZZ$ amplitude to account for the identical particle in the final state.

With these expressions, we can now estimate the signal strength of the WW resonances described in Section VI. We give one explicit example in Fig. 5 (a), where we plot the differential cross section for $W^+W^- \rightarrow W^+W^-$ as a function of M_{WW} for the coefficient values $a_4 = 0.008$ and $a_5 = 0.000$. This corresponds to benchmark “Point D” in Ref. [23] (taken at scale $\mu = 1$ TeV), chosen here to demonstrate generic features in a region of parameter space where both scalar and vector resonances are present. We also plot the earlier results of that paper – calculated with the Goldstone amplitudes and no light Higgs boson – in Fig. 5 (a) for comparison. A primary observation is that while both the earlier and updated results predict both a scalar and vector resonance for this choice of parameters,

the new resonances appear with lighter masses and significantly smaller widths, as discussed in the previous section. These, in turn, may translate into LHC signals that are easier to detect than those considered in studies such as Refs. [16, 23].

The question then arises: if any of these resonances exist, should they have already been seen in the Higgs search data in the W^+W^- and ZZ decay channels, along with the “Higgs” itself? To answer this, we will construct approximate comparisons of the relevant signal strengths. The Higgs search data as published in Ref. [1, 2] are summarized by exclusion limits in (σ/σ_{SM}) at a given mass M_H , where σ is the observed signal strength and σ_{SM} is the SM prediction for a Higgs boson of mass M_H and corresponding SM decay width.

For our purposes, we will define the cross section coming from the resonance region for a given resonance of mass M_R and width Γ_R as

$$\sigma_R^{peak} \equiv \int_{M_R-2\Gamma_R}^{M_R+2\Gamma_R} \left[dM_{WW} \times \frac{d\sigma_R}{dM_{WW}} \right], \quad (35)$$

where σ_R is the cross section resulting from the amplitudes unitarized by the IAM. For a SM Higgs with mass M_H set to M_R and corresponding SM decay width Γ_H , we also calculate

$$\sigma_{SM}^{peak} \equiv \int_{M_H-2\Gamma_H}^{M_H+2\Gamma_H} \left[dM_{WW} \times \frac{d\sigma_{SM}}{dM_{WW}} \right], \quad (36)$$

where here σ_{SM} is calculated at tree level with the appropriate Higgs mass, whose width is included via the replacement $M_H^2 \rightarrow (M_H^2 - iM_H\Gamma_H)$. Using this information, we then define the ratio

$$R^{peak} \equiv \left(\frac{\sigma_R^{peak}}{\sigma_{SM}^{peak}} \right), \quad (37)$$

which is a function of the coefficients a_i . In addition to providing a variable to compare with the Higgs search data, this quantity has the benefit of potentially mitigating any problematic effects resulting from the use of the EWA and from only considering the contributions from the scattering of the longitudinal components of the vector bosons.

Before showing the results for R^{peak} over the $a_4 - a_5$ parameter space, we first demonstrate in Fig. 5 (b) the type of comparison we are making. Here, the results from the IAM are presented once again at benchmark “Point D”, and we now compare them with the SM calculation using Higgs boson masses set to those of the scalar and vector resonances. At lighter masses (in this case, that of the scalar), a corresponding Higgs signal would still be much more visible than that of these new dynamical resonances. It should be noted, however, that at higher masses, such as that of the vector resonance in this figure, the Higgs

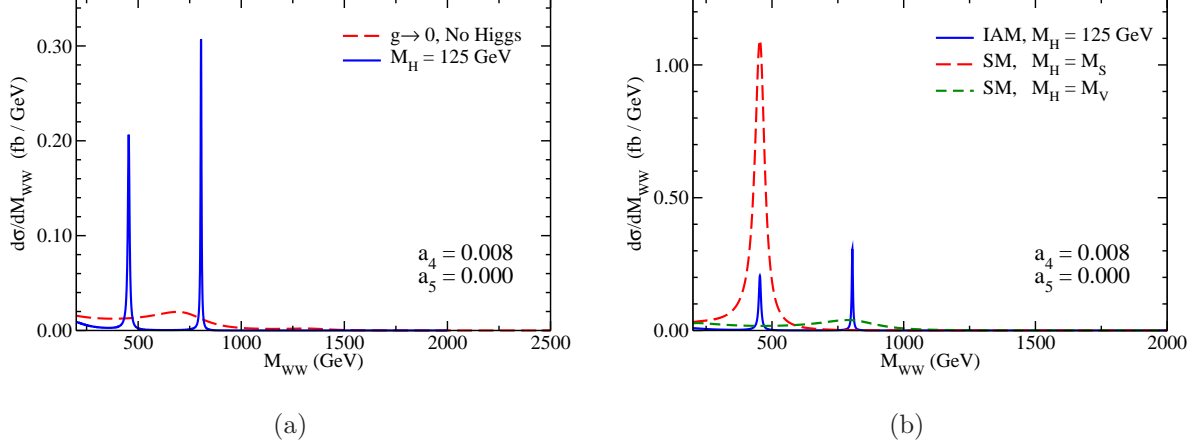


FIG. 5: (a) The red, dashed curve gives LHC cross section results at $\sqrt{s} = 8$ TeV resulting from the IAM for the Higgs-less case with $g \rightarrow 0$, $a_4(1 \text{ TeV}) = 0.008$, and $a_5(1 \text{ TeV}) = 0.000$ (“Point D” from Ref. [23]). The solid blue curve gives the updated results for finite g and M_W and a Higgs mass of $M_H = 125$ GeV. (b) The red, long-dashed curve gives the tree level SM result for a Higgs mass equal to that of the scalar resonance (~ 454 GeV), the green, short-dashed curve gives the corresponding result for a Higgs mass equal to the vector resonance (~ 805 GeV), and the solid, blue curve is the same as in (a).

width becomes very broad, making the direct comparison less obvious as its signal is more diluted.

The values for the relative signal strengths in the $W^+W^- \rightarrow W^+W^-$ channel for the scalar and vector resonances are given in Figs. 6 (a) and (b), respectively. For completeness, we also include the values for σ^{peak} in units of femtobarns in Figs. 6 (c) and (d). It is notable that over all the parameter space, the results are $\mathcal{O}(0.1)$ or lower, with a maximum strength of ~ 0.3 . It is clear from the Higgs search data, however, that the values for (σ/σ_{SM}) that are currently being probed are, at best, $\mathcal{O}(1)$, particularly when only the vector boson fusion channels are extracted from the data. This suggests that resonances such as these would *not*, in fact, be currently probed by the existing Higgs data in the $W^+W^- \rightarrow W^+W^-$ channel.

One interesting feature should be noted in these data, however. There is an obvious strip of higher cross sections visible in both the scalar and vector results. In this region, the scalar and vector resonances are in fact *mass degenerate*, or at least approximately so. The results are then essentially the sum of the individual channel results. A close comparison of Figs. 4 (a) and (b), also shows this result and that, furthermore, there is a small region

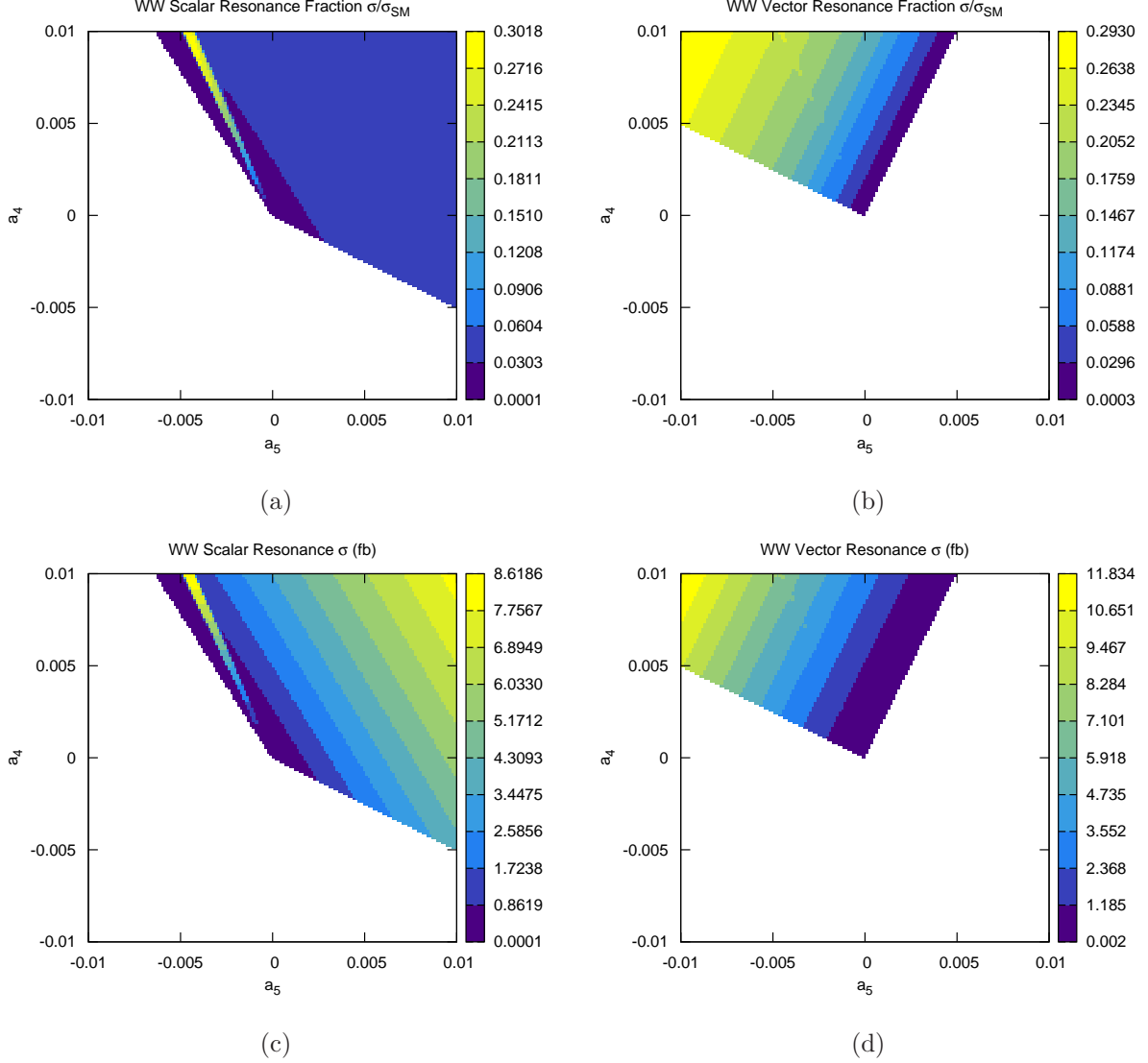


FIG. 6: Ratio of WW scattering cross section due to dynamical resonances with that of SM with Higgs boson of the same mass for (a) scalar and (b) vector resonances, taken in the “peak” region as defined in the text. The resonance cross sections are given in fb for the isoscalar resonances in (c) and isovector resonances in (d).

in which the scalar is heavier than the vector resonance, corresponding to the region to the left of the enhanced strip in Fig. 6.

In Fig. 7 (a) and (b), we also give the results for R^{peak} and σ_R for the possible scalar resonances in the $ZZ \rightarrow ZZ$ channel (as there are no isovector resonances possible in this channel). They are similar to those of the $W^+W^- \rightarrow W^+W^-$ channel, but lack the overlap region due to the lack of vector resonances. They suggest, however, that the current LHC data is also insensitive to these dynamical resonances in this channel, should they exist.

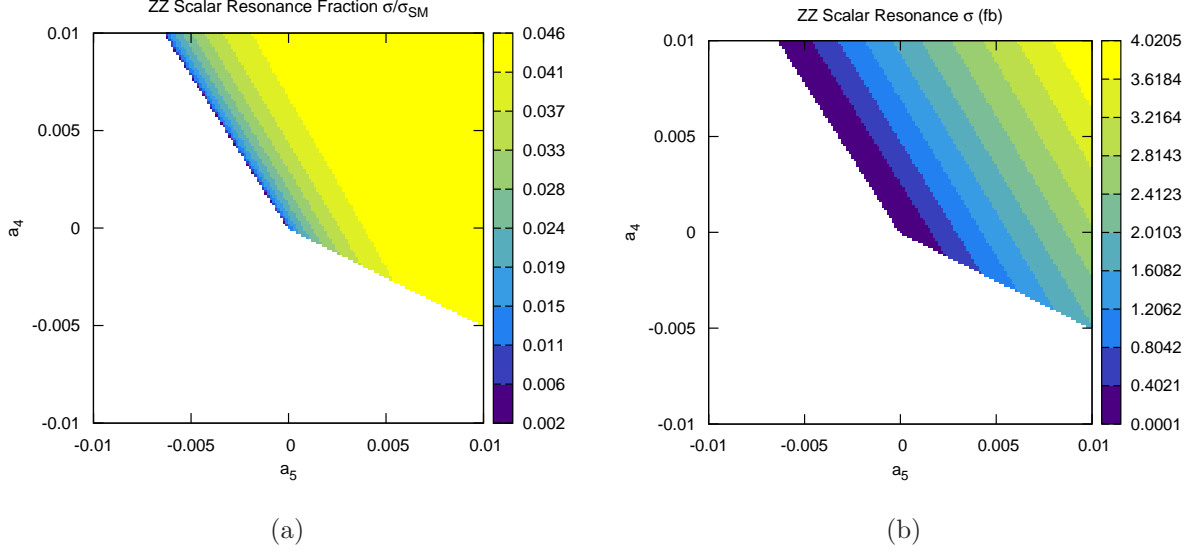


FIG. 7: Ratio of ZZ scattering cross section due to dynamical resonances with that of SM with Higgs boson of the same mass for (a) scalar and (b) vector resonances, taken in the “peak” region as defined in the text. The resonance cross sections are given in fb for the isoscalar resonances in (c) and isovector resonances in (d).

While a full Monte Carlo simulation would be necessary to accurately estimate the amount of data needed to exclude the existence of these states, in either channel, suffice it to say that after the next shutdown and upgrade, the LHC experiments will eventually acquire the (roughly order of magnitude more) data needed to almost fully probe the parameter space leading to these states.

VIII. CONCLUSION

In light of the discovery of what appears to be a very SM-like Higgs boson, we have revisited the scattering of longitudinal vector bosons at high energies and the notion of the apparent violation of perturbative unitarity. While the SM itself does not suffer from these problems like earlier Higgs-less theories, the introduction of small deviations in the vector boson couplings that would result from the low-energy contributions of a more complicated, higher-energy EWSBS sector can re-introduce them.

We have calculated the scattering amplitudes using the longitudinal components of the vector bosons themselves, rather than the corresponding Goldstone bosons, and enforced perturbative unitarity through the use of the Inverse Amplitude Method. We have performed

a number of checks indicating that our methods are valid in the region where applied. The amplitudes are unitary by construction and reproduce very well the perturbative expansion even at relatively low energies.

We have found that, even when including a light SM Higgs boson of mass $M_H = 125$ GeV, the present analysis predicts the appearance of dynamical resonances in much of the parameter space of the higher-order coefficients. The masses of these resonances extend from as low as 300 GeV to nearly as high as the cutoff of the method of 3 TeV, with rather narrow widths typically of order 1 to 10 GeV. In the absence of observing these resonances up to the cutoff of ~ 3 TeV, nearly the entire parameter space of the anomalous couplings could be excluded. We show, however, that the actual signal strength of these resonances, when compared with current Higgs search data, indicates that they are not currently being probed in LHC Higgs search data, typically giving signals an order of magnitude or two weaker than would a SM Higgs boson of the same mass. Nevertheless, if these anomalous vector boson couplings exist, the resulting dynamical resonances they predict should be observable with future LHC data.

We find interesting that it is the unitarization of the scattering amplitudes which a light Higgs brings about that changes profoundly the resonance structure with respect to the Higgs-less (or a very heavy Higgs) scenario in extended scenarios of EWSBS. In this work the conservative assumption of taking the Higgs couplings to the light sector to be exactly the same ones as in the minimal SM has been adopted. It would of course be very interesting to relax this hypothesis and consider slightly more general cases.

Acknowledgments

Several conversations with J.Bernabeu and O.Vives triggered our interest in revisiting the unitarization of $W_L W_L$ scattering. We are particularly indebted to J.R.Peláez for having shared his insight on the IAM method with us. We gratefully acknowledge the financial support from projects FPA2010-20807, 2009SGR502 and CPAN (Consolider CSD2007-00042).

-
- [1] G. Aad et al. [The ATLAS collaboration], Phys. Lett. B 716 (2012) 1.
 - [2] S.Chatrchyan et al. [The CMS collaboration], Phys. Lett. B 716 (2012) 30.
 - [3] M. Zanetti [on behalf of the CMS collaboration], talk at HCP2012, Kyoto.
 - [4] L. D. Landau, Dokl. Akad. Nauk., USSR 60, 207 (1948); C. N. Yang, Phys. Rev. 77, 242 (1950).
 - [5] G. Aad et al. [The ATLAS collaboration], ATLAS-CONF-2012-168; S.Chatrchyan et al. [The CMS collaboration], CMS-HIG-12-028.
 - [6] D.Toussaint, Phys. Rev. D18 (1978) 1626; H.Georgi, Hadr. J. Phys. 1 (1978) 155.
 - [7] P. Ciafaloni and D. Espriu, Phys.Rev. D56 (1997) 1752.
 - [8] K. Agashe, R. Contino and A. Pomarol, Nucl. Phys. B 719, 165 (2005); R. Contino, L. Da Rold and A. Pomarol, Phys. Rev. D 75, 055014 (2007) 66; B. Gripaios, A. Pomarol, F. Riva and J. Serra, JHEP 0904, 070 (2009).
 - [9] For a recent update see T. Corbett, O.J.P. Eboli, J. Gonzalez-Fraile, M.C. Gonzalez-Garcia, arXiv:1211.4580, and references therein.
 - [10] T.N. Truong, Phys. Rev. Lett. 61 (1988) 2526; A. Dobado, M.J. Herrero and T.N. Truong, Phys.Lett. B235 (1990) 134; A. Dobado and J.R. Peláez, Phys. Rev. D 47 (1993) 4883; Phys. Rev. D 56 (1997) 3057; J.A. Oller, E. Oset and J.R. Peláez, Phys. Rev. Lett. 80 (1998) 3452; Phys. Rev. D 59 (1999) 0740001; 60 (1999) 099906; F. Guerrero and J.A. Oller, Nucl. Phys. B 537 (1999) 459; A. Dobado and J.R. Peláez, Phys. Rev D 65 (2002) 077502.
 - [11] O. Cheyette and M.K. Gaillard, Phys. Lett. B 197 (1987) 205; A. Dobado, M.J. Herrero and T.N. Truong Phys.Lett. B235 (1990) 129; W. Dicus and W.W. Repko, Phys. Rev. D 42 (1990) 3660; Phys. Rev. D 44 (1991) 3473; Phys. Rev. D 47 (1993) 415; J.R. Peláez, Phys. Rev. D 55 (1997) 4193.
 - [12] A. Denner, S. Dittmaier and T. Hahn, Phys.Rev. D56 (1997) 117; A. Denner and T. Hahn, Nucl.Phys. B525 (1998) 27.
 - [13] J.M. Cornwall, D.N. Levin and G.Tiktopoulos, Phys. Rev. D10 (1974) 1145 ; B.W. Lee, C. Quigg and H. Thacker, Phys. Rev. D16 (1977) 1519; G.J. Gounaris, R. Kogerler and H. Neufeld, Phys. Rev. D34 (1986) 3257; M.S. Chanowitz and M.K. Gaillard, Nucl. Phys. B261 (1985) 379; A. Dobado and J.R. Peláez, Nucl.Phys. B425 (1994) 110; Phys. Lett. B329 (1994)

- 469; C. Grosse-Knetter and I.Kuss, Z.Phys. C66 (1995) 95; H.J.He,Y.P.Kuang and X.Li, Phys. Lett. B329 (1994) 278.
- [14] D. Espriu and J. Matias, Phys. Rev. D 52 (1995) 6530.
 - [15] R. Alonso, M.B. Gavela, L. Merlo, S. Rigolin and J. Yepes, <http://arxiv.org/abs/1212.3305v1>.
 - [16] A. Dobado, D. Espriu and M.J. Herrero, Phys.Lett. B255 (1991) 405; D. Espriu and M.J. Herrero, Nucl.Phys. B373 (1992) 117; A. Dobado, M.J. Herrero, J.R. Peláez and E. Ruiz-Morales, Phys. Rev. D 62 (2000) 055011;
 - [17] See e.g. G. F. Chew, The Analytic S Matrix. W.A. Benjamin, New-York (1966).
 - [18] J. Gasser and H. Leutwyler, Annals Phys. 158 (1984) 142; Nucl.Phys. B250 (1985) 465; Nucl.Phys. B250 (1985) 517.
 - [19] T. Hannah, Phys.Rev. D55 (1997) 5613.
 - [20] M.J. Herrero and E. Ruiz-Morales, Nucl.Phys. B418 (1994) 431; Nucl. Phys. B 437 (1995) 319; D. Espriu and J. Matias, Phys.Lett. B341 (1995) 332;
 - [21] S. Dawson and S. Willenbrock, Phys. Rev. D 40 (1989) 2880.
 - [22] D. A. Dicus and W. W. Repko, Phys. Rev. D **42**, 3660 (1990); S. N. Gupta, J. M. Johnson and W. W. Repko, Phys. Rev. D **48**, 2083 (1993)
 - [23] J. M. Butterworth, B. E. Cox and J. R. Forshaw, Phys. Rev. D **65**, 096014 (2002)
 - [24] G. L. Kane, W. W. Repko and W. B. Rolnick, Phys. Lett. B **148**, 367 (1984); S. Dawson, ucl. Phys. B **249**, 42 (1985); M. S. Chanowitz and M. K. Gaillard, Nucl. Phys. B **261**, 379 (1985).
 - [25] G. 't Hooft and M. J. G. Veltman, Nucl. Phys. B **153**, 365 (1979).

Appendix A: Non-linear Lagrangian Operators

The full set of C , P , and $SU(2)_L \times U(1)_Y$ gauge invariant \mathcal{L}_i are

$$\begin{aligned}
\mathcal{L}_0 &= \frac{1}{4}a_0 v^2 T_\mu T^\mu & \mathcal{L}_1 &= \frac{1}{2}a_1 g g' B_{\mu\nu} \text{Tr} T W^{\mu\nu} \\
\mathcal{L}_2 &= i a_2 g' B_{\mu\nu} \text{Tr} [T V^\mu V^\nu] & \mathcal{L}_3 &= -i a_3 \text{Tr} [W_{\mu\nu} [V^\mu, V^\nu]] \\
\mathcal{L}_4 &= a_4 \text{Tr} [V_\mu V_\nu] \text{Tr} [V^\mu V^\nu] & \mathcal{L}_5 &= a_5 \text{Tr} [V_\mu V^\mu] \text{Tr} [V_\nu V^\nu] \\
\mathcal{L}_6 &= a_6 \text{Tr} [V_\mu V_\nu] (T^\mu T^\nu) & \mathcal{L}_7 &= a_7 \text{Tr} [V_\mu V^\mu] (T_\nu T^\nu) \\
\mathcal{L}_8 &= -\frac{1}{4}a_8 g^2 \text{Tr} [T W_{\mu\nu}] \text{Tr} [T W^{\mu\nu}] & \mathcal{L}_9 &= -i a_9 g \text{Tr} [T W_{\mu\nu}] \text{Tr} [T V^\mu V^\nu] \\
\mathcal{L}_{10} &= a_{10} (T_\mu T_\nu) (T^\mu T^\nu) & \mathcal{L}_{11} &= a_{11} \text{Tr} [(D_\mu V^\mu) (D_\nu V^\nu)] \\
\mathcal{L}_{12} &= a_{12} \text{Tr} [T D_\mu D_\nu V^\nu] T^\mu & \mathcal{L}_{13} &= \frac{1}{2}a_{13} (\text{Tr} [T D_\mu V_\nu]) (\text{Tr} [T D^\mu V^\nu]),
\end{aligned} \tag{A1}$$

where

$$\begin{aligned}
V_\mu &= (D_\mu U) U^\dagger, & T &= U \tau_3 U^\dagger, & T_\mu &= \text{Tr} [T V_\mu] \\
D_\mu \mathcal{O}(x) &= \partial_\mu \mathcal{O}(x) + i g [W_\mu, \mathcal{O}(x)].
\end{aligned} \tag{A2}$$

The value of the bare coefficients a_i that match the minimal SM Green functions for a heavy Higgs at the one loop level are [20]

$$\begin{aligned}
a_o^b &= \frac{1}{16\pi^2} \frac{3}{8} \left(\Delta_\epsilon - \log \left(\frac{M_H^2}{\mu^2} \right) + \frac{5}{6} \right) \\
a_1^b &= \frac{1}{16\pi^2} \frac{1}{12} \left(\Delta_\epsilon - \log \left(\frac{M_H^2}{\mu^2} \right) + \frac{5}{6} \right) \\
a_2^b &= \frac{1}{16\pi^2} \frac{1}{24} \left(\Delta_\epsilon - \log \left(\frac{M_H^2}{\mu^2} \right) + \frac{17}{6} \right) \\
a_3^b &= \frac{-1}{16\pi^2} \frac{1}{24} \left(\Delta_\epsilon - \log \left(\frac{M_H^2}{\mu^2} \right) + \frac{17}{6} \right) \\
a_4^b &= \frac{-1}{16\pi^2} \frac{1}{12} \left(\Delta_\epsilon - \log \left(\frac{M_H^2}{\mu^2} \right) + \frac{17}{6} \right) \\
a_5^b &= \frac{M_W^2}{2g^2 M_H^2} - \frac{1}{16\pi^2} \frac{1}{24} \left(\Delta_\epsilon - \log \left(\frac{M_H^2}{\mu^2} \right) + \frac{79}{3} - \frac{27\pi}{2\sqrt{3}} \right) \\
a_{11}^b &= \frac{-1}{16\pi^2} \frac{1}{24} \\
a_6^b &= a_7^b = a_8^b = a_9^b = a_{10}^b = a_{12}^b = a_{13}^b = 0,
\end{aligned} \tag{A3}$$

where $\Delta_\epsilon = (2/\epsilon - \gamma_E + \log 4\pi)$. We note that only a_3 , a_4 , a_5 , and a_{11} correspond to custodially symmetric operators, only a_3 , a_4 and a_5 appear in our calculation, and only a_4 and a_5 are considered in our numerical results.

Appendix B: Tree-level WW Scattering Amplitudes

In the isospin limit where $c_w \rightarrow 1$ ($M_Z \rightarrow M_W \equiv M$) and all $a_i \rightarrow 0$ except a_3 , a_4 , a_5 , and a_{11} , the tree-level and a_i -dependent amplitude for $W_L^+ W_L^- \rightarrow Z_L Z_L$ scattering is given by

$$\begin{aligned}
A_{W^+ W^- \rightarrow ZZ}^{\text{tree} + a_i}(p_1, p_2, p_3, p_4) = & 2C_3 \left[(\epsilon_1 \cdot \epsilon_2)(\epsilon_3 \cdot \epsilon_4) \right] \\
& + C_4 \left[(\epsilon_1 \cdot \epsilon_4)(\epsilon_2 \cdot \epsilon_3) + (\epsilon_1 \cdot \epsilon_3)(\epsilon_2 \cdot \epsilon_4) \right] \\
& - A_W^2 \left\{ \left(\frac{1}{(p_1 - p_3)^2 - M^2} \right) \left[\right. \right. \\
& - 4 \left((\epsilon_1 \cdot \epsilon_2)(p_1 \cdot \epsilon_3)(p_2 \cdot \epsilon_4) + (\epsilon_1 \cdot \epsilon_4)(p_1 \cdot \epsilon_3)(p_4 \cdot \epsilon_2) + \right. \\
& \quad \left. (\epsilon_2 \cdot \epsilon_3)(p_3 \cdot \epsilon_1)(p_2 \cdot \epsilon_4) + (\epsilon_3 \cdot \epsilon_4)(p_3 \cdot \epsilon_1)(p_4 \cdot \epsilon_2) \right) \\
& + 2 \left((\epsilon_2 \cdot \epsilon_4) \left((p_1 \cdot \epsilon_3)(p_2 + p_4) \cdot \epsilon_1 + (p_3 \cdot \epsilon_1)(p_2 + p_4) \cdot \epsilon_3 \right) + \right. \\
& \quad \left. (\epsilon_1 \cdot \epsilon_3) \left((p_2 \cdot \epsilon_4)(p_1 + p_3) \cdot \epsilon_2 + (p_4 \cdot \epsilon_2)(p_1 + p_3) \cdot \epsilon_4 \right) \right. \\
& \quad \left. \left. - (\epsilon_1 \cdot \epsilon_3)(\epsilon_2 \cdot \epsilon_4) \left((p_1 + p_3) \cdot p_2 + (p_2 + p_4) \cdot p_1 \right) \right) \right] \\
& + (p_3 \leftrightarrow p_4) \left. \right\} - g^2 M^2 \left(\frac{(\epsilon_1 \cdot \epsilon_2)(\epsilon_3 \cdot \epsilon_4)}{(p_1 + p_2)^2 - M_H^2} \right),
\end{aligned} \tag{B1}$$

where $\epsilon_i = \epsilon_L(p_i)$ and the coefficients are given by

$$\begin{aligned}
C_3 &= g^2(-1 + g^2(a_5 + 2a_3)) \\
C_4 &= g^2(-1 + g^2(a_4 - 2a_3)) \\
A_W &= -ig(1 - g^2 a_3).
\end{aligned} \tag{B2}$$

Appendix C: Goldstone-boson one-loop Scattering Amplitudes

The real parts of the one-loop amplitude for $w^+ w^- \rightarrow z z$ scattering are given in Refs. [21, 22] while the imaginary parts can be found in Ref. [22]. We simply reproduce them here, and we will follow closely the notation of Ref. [21] after taking $\epsilon \rightarrow 0$. The one-loop amplitude can be written as

$$\mathcal{M}_1 = 4\mathcal{M}_0(Z_w^{1/2} - 1) + \mathcal{M}_{2\text{-pt}} + \mathcal{M}_{3\text{-pt}} + \mathcal{M}_{\text{bubble}} + \mathcal{M}_{\text{tri}} + \mathcal{M}_{\text{box}}, \tag{C1}$$

where \mathcal{M}_0 is the tree-level amplitude, given by

$$\mathcal{M}_0 = -2\lambda \left[1 + \frac{m_H^2}{s - m_H^2} \right], \quad (\text{C2})$$

with $\lambda \equiv (\frac{1}{8}g^2m_H^2/M_W^2)$. The wave function renormalization for the vector bosons is given by

$$Z_w^{1/2} = 1 - \frac{\lambda}{32\pi^2}. \quad (\text{C3})$$

The two-point corrections to the Higgs propagator are given by

$$\begin{aligned} \text{Re } \mathcal{M}_{2\text{-pt}} &= -2\lambda m_H^2 \frac{\text{Re } \Pi(s)}{(s - m_H^2)^2} \\ \text{Im } \mathcal{M}_{2\text{-pt}} &= \frac{\lambda^2}{\pi} \frac{1}{8} \frac{m_H^4}{(s - m_H^2)^2} [3\theta(s) + 9\beta\theta(s - 4m_H^2)], \end{aligned} \quad (\text{C4})$$

the three-point corrections to the $h\omega\omega$ vertices are

$$\begin{aligned} \text{Re } \mathcal{M}_{3\text{-pt}} &= 2\sqrt{2}\lambda^{1/2}m_H \frac{\Gamma_3(m_H^2/s)}{(s - m_H^2)} \\ \text{Im } \mathcal{M}_{3\text{-pt}} &= -\frac{\lambda^2}{\pi} \frac{1}{4} \frac{m_H^2}{(s - m_H^2)} \left[-5\theta(s) + 3\beta\theta(s - 4m_H^2) + 2\frac{m_h^2}{s} \ln \left(\frac{s + m_H^2}{m_H^2} \right) \theta(s) \right. \\ &\quad \left. + 12\frac{m_h^2}{s} \ln \left(\frac{1 + \beta}{1 - \beta} \right) \theta(s - 4m_H^2) \right], \end{aligned} \quad (\text{C5})$$

and the bubble, triangle, and box diagrams are

$$\begin{aligned} \text{Re } \mathcal{M}_{\text{bubble}} &= -\frac{\lambda^2}{2\pi^2} \text{Re} \left[\frac{7}{4} \ln \left(\frac{s}{m_H^2} \right) + \frac{1}{2} \ln \left(\frac{t}{m_H^2} \right) + \frac{1}{2} \ln \left(\frac{u}{m_H^2} \right) \right. \\ &\quad \left. + \frac{1}{4} I_1 \left(\frac{s}{m_H^2} \right) + \frac{3}{4} - \frac{9\pi}{4\sqrt{3}} \right] \\ \text{Im } \mathcal{M}_{\text{bubble}} &= \frac{\lambda^2}{\pi} \frac{1}{8} [7\theta(s) + 2\theta(t) + 2\theta(u) + \beta\theta(s - 4m_H^2)], \end{aligned} \quad (\text{C6})$$

$$\begin{aligned}
\text{Re } \mathcal{M}_{\text{tri}} &= -\frac{\lambda^2}{2\pi^2} \left[G\left(\frac{m_H^2}{s}\right) + G\left(\frac{m_H^2}{t}\right) + G\left(\frac{m_H^2}{u}\right) + H\left(\frac{m_H^2}{s}\right) \right] \\
\text{Im } \mathcal{M}_{\text{tri}} &= -\frac{\lambda^2}{\pi} \frac{1}{2} \left[\frac{m_H^2}{s} \ln\left(\frac{s+m_H^2}{m_H^2}\right) \theta(s) + \frac{m_H^2}{t} \ln\left(\frac{t+m_H^2}{m_H^2}\right) \theta(t) \right. \\
&\quad \left. + \frac{m_H^2}{u} \ln\left(\frac{u+m_H^2}{m_H^2}\right) \theta(u) + 2 \frac{m_H^2}{s} \ln\left(\frac{1+\beta}{1-\beta}\right) \theta(s-4m_H^2) \right],
\end{aligned} \tag{C7}$$

and

$$\begin{aligned}
\text{Re } \mathcal{M}_{\text{box}} &= -\frac{\lambda^2}{4\pi^2} \left[F\left(\frac{m_H^2}{s}, \frac{m_H^2}{t}\right) + F\left(\frac{m_H^2}{s}, \frac{m_H^2}{u}\right) \right] \\
\text{Im } \mathcal{M}_{\text{box}} &= \left\{ -\frac{\lambda^2}{\pi} \frac{1}{2} \frac{m_H^2}{s} \frac{m_H^2}{t} \frac{1}{D'} \ln\left(\frac{D'+\beta}{D'-\beta}\right) \theta(s-4m_H^2) + (t \leftrightarrow u) \right. \\
&\quad \left. - \frac{\lambda^2}{\pi} \frac{1}{2} \frac{m_H^2}{s} \frac{m_H^2}{t} \frac{1}{D'} \ln\left(\frac{D'+1}{D'-1}\right) \theta(t) + (t \leftrightarrow u) \right\}.
\end{aligned} \tag{C8}$$

In the above, $\theta(x)$ is the Heaviside step function and

$$\begin{aligned}
\text{Re } \Pi(s) &= \frac{\lambda}{8\pi^2} m_H^2 \left\{ \frac{3}{2} \ln\left|\frac{s}{m_H^2}\right| + \frac{9}{2} \left[I_1\left(\frac{s}{m_H^2}\right) - \frac{\pi}{\sqrt{3}} + 2 \right] \right\} \\
\Gamma_3(\eta) &= -\frac{\sqrt{2}}{8\pi^2} \lambda^{3/2} m_H \left[-\frac{5}{2} \ln|\eta| + \frac{21}{4} - \frac{9\pi}{2\sqrt{3}} + \frac{3}{2} I_1\left(\frac{1}{\eta}\right) + G(\eta) + 3H(\eta) \right] \\
I_1(a) &= \begin{cases} 2 \left(\frac{a-4}{a}\right)^{1/2} \text{arcsinh}\frac{\sqrt{-a}}{2} - 2 & a < 0 \\ 2 \left(\frac{4-a}{a}\right)^{1/2} \text{arcsin}\frac{\sqrt{a}}{2} - 2 & 0 < a \leq 4 \\ 2 \left(\frac{a-4}{a}\right)^{1/2} \text{arccosh}\frac{\sqrt{a}}{2} - 2 & a > 4 \end{cases}
\end{aligned} \tag{C9}$$

and

$$\begin{aligned}
F(\sigma, \tau) &= \sigma \tau \operatorname{Re} \left\{ \frac{1}{D} \left[-\operatorname{Sp} \left(\frac{1 - \lambda_+}{\lambda_-} \right) + \operatorname{Sp} \left(\frac{-\lambda_+}{\lambda_-} \right) \right. \right. \\
&\quad \left. -\operatorname{Sp} \left(\frac{1 - \lambda_+}{a_+ - \lambda_+} \right) + \operatorname{Sp} \left(\frac{-\lambda_+}{a_+ - \lambda_+} \right) \right. \\
&\quad \left. -\operatorname{Sp} \left(\frac{1 - \lambda_+}{a_- - \lambda_+} \right) + \operatorname{Sp} \left(\frac{-\lambda_+}{a_- - \lambda_+} \right) \right. \\
&\quad \left. \left. + \operatorname{Sp} \left(\frac{1 - \lambda_+}{-\lambda_+} \right) \right] - (\lambda_+ \leftrightarrow \lambda_-) \right\} \\
G(\eta) &= \eta \operatorname{Re} \left[\operatorname{Sp} \left(\frac{1 + \eta}{\eta} \right) - \frac{\pi^2}{6} \right] \\
H(\eta) &= \eta \operatorname{Re} \left[\operatorname{Sp} \left(\frac{1 - \eta}{x_+ - \eta} \right) + \operatorname{Sp} \left(\frac{1 - \eta}{x_- - \eta} \right) - \operatorname{Sp} \left(\frac{\eta - 1}{\eta} \right) \right. \\
&\quad \left. -\operatorname{Sp} \left(\frac{-\eta}{x_+ - \eta} \right) - \operatorname{Sp} \left(\frac{-\eta}{x_- - \eta} \right) + \frac{\pi^2}{6} \right],
\end{aligned} \tag{C10}$$

with

$$\begin{aligned}
\beta &= \sqrt{1 - \frac{4m_H^2}{s}} \\
D' &= \sqrt{1 - 4\frac{m_H^2}{s} - 4\frac{m_H^4}{st}} \\
D &= \sqrt{1 - 4\sigma(1 + \tau)} \\
\lambda_{\pm} &= \frac{1 \pm D}{2(1 + \tau)} \\
a_{\pm} &= \frac{1}{2} (1 \pm \sqrt{1 - 4\sigma}) \\
x_{\pm} &= \frac{1}{2} (1 \pm \sqrt{1 - 4\eta}) .
\end{aligned} \tag{C11}$$

$\operatorname{Sp}(z)$ is the Spence Function of a complex variable, formally defined as

$$\operatorname{Sp}(z) = - \int_0^z \frac{dt}{t} \ln(1 - t) . \tag{C12}$$

It has been approximated in our work using the series expansion described in the Appendix of Ref. [25], as is also done in Ref. [21].