

Vacuum Stability constraints on the minimal singlet TeV Seesaw Model

Subrata Khan,^a Srubabati Goswami,^a Sourov Roy^b

^a*Physical Research Laboratory, Navrangpura, Ahmedabad 380 009, India,*

^b*Department of Theoretical Physics, Indian Association for the Cultivation of Science,
2A & 2B Raja S.C. Mullick Road, Kolkata 700 032, India*

E-mails: subrata@prl.res.in, sruba@prl.res.in, tpsr@iacs.res.in

ABSTRACT: We consider the minimal seesaw model in which two gauge singlet right handed neutrinos with opposite lepton numbers are added to the Standard Model. In this model, the smallness of the neutrino mass is explained by the tiny lepton number violating coupling between one of the singlets with the standard left-handed neutrinos. This allows one to have the right handed neutrino mass at the TeV scale as well as appreciable mixing between the light and heavy states. This model is fully reconstructible in terms of the neutrino oscillation parameters apart from the overall coupling strengths. We show that the overall coupling strength y_ν for the Dirac type coupling between the left handed neutrino and one of the singlets can be restricted by consideration of the stability bounds on the electroweak vacuum. Incorporating this bound, the overall coupling strength of the small lepton number violating coupling can also be constrained from neutrino oscillation data. In this scenario the lepton flavor violating decays of charged leptons can be appreciable which can put further constraint on y_ν , for right-handed neutrinos at TeV scale. We discuss the combined constraints on y_ν for this scenario from the process $\mu \rightarrow e\gamma$ and from the consideration of vacuum stability constraints on the Higgs self coupling. We also briefly discuss the implications for neutrinoless double beta decay and possible signatures of the model that can be expected at colliders.

KEYWORDS: Beyond Standard Model, Vacuum stability, Lepton Flavor Violation, Neutrino Physics.

Contents

1. Introduction	1
2. Singlet Seesaw Models	4
3. Minimal Linear Seesaw Model	6
4. Vacuum stability of the Higgs potential	8
4.1 Higgs mass and Vacuum stability in SM	8
4.2 Vacuum Stability in the Minimal Linear Seesaw Model	10
5. Constraints from Neutrino Mass	13
6. Non-unitarity of Neutrino Mixing Matrix and Lepton Flavor Violation	15
7. $0\nu\beta\beta$ decay	20
8. Collider Signatures	22
9. Conclusion	22
10. Acknowledgements	23

1. Introduction

This year marks the announcement of a very significant result in the field of particle physics. The ATLAS and CMS collaboration of LHC experiment has reported the observation of a new neutral boson. The mass of this particle is reported to be [1, 2]

$$M = 126.0 \pm 0.4 \pm 0.4 \text{ GeV (ATLAS); } \quad M = 125.3 \pm 0.4 \pm 0.5 \text{ GeV (CMS)} \quad (1.1)$$

This, in all probability, is the Standard Model Higgs boson which has eluded scientists so far. Further analysis and data would confirm this and would also explore if there is any hint of new physics beyond the Standard Model.

The Higgs boson is responsible for giving mass to all the fundamental particles. However how neutrinos get their mass still remains an enigma. The existence of neutrino masses and flavor mixing are already established by the oscillation experiments. The oscillation of three known neutrinos are characterized by two mass squared differences with values $\sim 10^{-4} \text{ eV}^2$ and $\sim 10^{-3} \text{ eV}^2$. There is also a mass bound on the sum-total of the light

neutrino masses from cosmology [3–5], which is $\sum m_i < 0.5$ eV. The mass squared differences inferred from oscillation data along with the cosmological mass bound indicate that the neutrino masses are much smaller than the corresponding charged fermion masses.

The most natural mechanism which can explain such small masses is the Seesaw Mechanism which postulates a heavy particle at some high scale determined by the mass of this particle. The tree level exchange of such a particle gives rise to an effective neutrino mass operator $\kappa l_L l_L \phi \phi / M$ in terms of the Standard Model lepton and Higgs doublet fields [6]. For a typical Higgs vacuum expectation value of ~ 100 GeV and a typical value of the heavy scale $M \sim 10^{14}$ GeV the above operator implies a neutrino mass of 0.1 eV. Since this term violates lepton number by two units the smallness of the neutrino masses gets correlated with the Majorana nature of the neutrinos. The most popular way to have an ultraviolet complete theory to generate the above dimension 5 effective operator consists of adding a heavy singlet state to the Standard Model which corresponds to the so called type-I seesaw mechanism [7–10]. This is already a step beyond the Standard Model of particle physics. Since the LHC started operation, a natural question which has been explored in the literature quite extensively is the possibility of observing signature of seesaw at the LHC. This will require the mass of the heavy particles to be of the order of TeV scale. For the canonical type-I seesaw mechanism arising from SO(10) theories, this is difficult and one has to appeal to cancellations coming from flavor symmetries [11–13]. Another option to relate small neutrino mass to TeV scale physics is the inverse seesaw mechanism which was first considered in [14]. In models with inverse seesaw mechanism, one includes additional singlet states with lepton number opposite to that of the right handed neutrinos. The Majorana mass of the singlet breaks lepton number softly. The smallness of the neutrino mass can be related to the smallness of this parameter. For the canonical seesaw the neutrino mass is inversely proportional to the mass of the heavy particle which determines the scale at which lepton number is violated. While in this case the neutrino mass is proportional to the mass of the singlet characterizing the lepton number violation. Hence this is termed as inverse seesaw. This is considered to be more natural because as this parameter tends to zero the neutrino mass also becomes zero and lepton number symmetry is reinstated. This class of models with inverse seesaw mechanism is testable in various ways. Non-unitary mixing between light and heavy particles can be large and can be probed at colliders [15–17]. Future neutrino factories may also be sensitive to such mixings [18–20]. Lepton flavor violating processes can be appreciable [21, 22]. The non-unitary effect can also play a non-trivial role in relating CP violation responsible for leptogenesis with low energy CP violation [23, 24].

One variant of the inverse seesaw models of the type discussed in [14] is the linear seesaw model [25–27]. In this class of models, a tiny lepton number violation is incorporated through the term that couples the left-handed neutrinos and one of the singlet states. Within this scheme the minimal model consists of three left-handed neutrinos and just two singlet states. This is similar to the minimal type-I seesaw model [28–31], but in this case the two singlet states are assigned opposite lepton numbers. Thus only one of the singlets has a lepton number conserving Dirac type coupling with the left-handed states. The coupling of the other singlet with the left-handed states violate lepton number

symmetry and in the limit this coupling is zero the Lagrangian acquires an extra global $U(1)$ symmetry. Therefore this should be naturally small. The smallness of the neutrino masses can now be related to the smallness of this coupling and the mass of the singlets can be at TeV leading to phenomenological consequences as in the inverse seesaw model. The advantage in this case is, the minimality of the scheme allows the reconstruction of the Yukawa matrices in terms of oscillation parameters apart from the overall coupling strengths [32].

However, assuming the particle observed in CMS and ATLAS is the Higgs Boson and its mass to be as given in Eq. (1.1) opens up an avenue for constraining the Dirac Yukawa couplings in seesaw models from the consideration of stability of the electroweak vacuum [33, 34]. It is well known that because of quantum corrections, the Higgs self-coupling λ diverges for higher values of Higgs mass and goes to negative for low values of Higgs mass near Planck-scale (M_{pl}). Assuming no new physics between SM and the Planck scale, Higgs mass was found to be in the range 126 – 171 GeV for λ (at M_{pl}) to be in the range $[0, \pi]$ [35, 36]. The upper bound called the “triviality bound” essentially embodies the perturbativity of the theory. The lower bound known as the “vacuum stability bound” is obtained from the fact that a negative λ makes the potential unbounded from below and the vacuum would be unstable. The presence of new Yukawa couplings in seesaw models modifies the β function of Higgs self-coupling. In the conventional type-I seesaw model, generation of small neutrino mass requires the mass scale of the singlet to be of the order of 10^{14} GeV for Dirac Yukawa Coupling $Y_\nu \sim \mathcal{O}(1)$. It was observed in [33] that the presence of this extra coupling increases the lower bound of the Higgs mass from vacuum stability constraints, gradually reaching the perturbativity bound. However as the mass scale of the heavy field is lowered, Y_ν has to become less in order to get $m_\nu \sim 0.1$ eV and below a certain value of the mass scale the additional contribution does not play any significant role. However from the point of view of relevance at LHC many models have been considered in the literature which can give rise to small neutrino masses with a relatively large Yukawa coupling even with the heavy field at the TeV scale. Hence in such models the effect of the Yukawa term can be significant in the running of λ . Moreover, as the neutrino Yukawa runs from TeV to Planck scale, the effect can be large [37, 38]. Since the presence of this term drives λ towards a more negative value, the imposition of the condition $\lambda(M_{Pl}) = 0$, enables one to put constraint on the Yukawa coupling strength if the Higgs mass is known [33, 34, 37, 38].

In this work we consider the Minimal Linear Seesaw Model (MLSM) which can naturally accommodate TeV scale singlets. We show that it is possible to constrain the unknown Dirac-Yukawa coupling strength y_ν in this model from the considerations of vacuum stability of the scalar potential. Recently, vacuum stability bounds on the Dirac Yukawa coupling in TeV scale seesaw model have been obtained in [37, 38]. However, in canonical seesaw models one needs to make some assumptions about the structure of the Dirac type Yukawa matrix Y_ν and the right handed Majorana mass matrix M_R . On the other hand, for MLSM this is already completely determined in terms of oscillation parameters apart from the overall Yukawa coupling strengths and hence one need not make any further assumptions on the structure of the mass matrices. This feature makes it particularly suit-

able for studying vacuum stability constraints. From the bounds on y_ν thus obtained, the small coupling y_s can be constrained using the measured values of mass squared differences in neutrino oscillation experiments. Thus the overall coupling strengths which were the undetermined parameters in MLSM now gets constrained. Since the heavy singlet states in this model are at TeV scale, lepton flavor violating decays of charged leptons are not suppressed and from the bound on the branching ratios of these processes it is possible to constrain y_ν/M_R . We consider the bound on the process $\mu \rightarrow e\gamma$ and discuss the upper bound obtained on y_ν together with the constraints from vacuum stability as a function of the mass scale M_R . We also comment on the implications of this model for neutrinoless double beta decay and discuss the possible collider signatures.

The plan of the paper is as follows. In the next section we discuss the minimal singlet seesaw mass matrix. Section 3 describes the running of the self coupling λ and investigates if the stability of the potential upto the Planck scale can be achieved assuming Higgs mass in the range measured by ATLAS and CMS experiment. How this condition changes in the minimal linear seesaw model is also examined. We also obtain the constraints on y_ν from vacuum stability in MLSM for known values of Higgs masses. In the subsequent section we delineate the bounds on the coupling y_s from the vacuum stability bound on y_ν and neutrino oscillation data. In section 6 we study the phenomenological implications of this model for charged Lepton Flavor Violation (LFV). In section 7 we consider neutrinoless double beta decay ($0\nu\beta\beta$) in this model. In the next section we comment on possible collider signatures and finally present the conclusions in section 9.

2. Singlet Seesaw Models

The Yukawa part of the most general Lagrangian involving extra singlet states can be written as

$$-\mathcal{L} = \overline{N}_R Y_\nu \tilde{\phi}^\dagger l_L + \overline{S} Y_S \tilde{\phi}^\dagger l_L + \overline{S} M_R N_R^c + \frac{1}{2} \overline{S} \mu S^c + \frac{1}{2} \overline{N}_R M_N N_R^c + \text{h.c.}$$

where $l_L = (\nu_x, x)_L^T$, $x = e, \mu, \tau$. l_L, N_R and S have lepton number 1, 1, -1 , respectively. After spontaneous symmetry breaking, the ϕ field acquires a vacuum expectation value ($v/\sqrt{2}$) and $Y_\nu v/\sqrt{2} = m_D$ gives rise to the Dirac mass term while the term $Y_s v/\sqrt{2} = m_S$ breaks lepton number. In the above Lagrangian lepton number violation stems from the terms with coefficients Y_s , μ and M_N and thus the symmetry of the Lagrangian is enhanced (lepton number becomes an exact symmetry) in the absence of these terms. Therefore these co-efficients are expected to be naturally small (i.e. there is no *fine tuning* or *unnaturalness* in keeping these terms to be very small) according to 't Hooft's naturalness criterion.

The neutrino mass matrix in the (ν_L, N_R^c, S^c) basis can be written as

$$M_\nu = \begin{pmatrix} 0 & m_D^T & m_S^T \\ m_D & M_N & M_R^T \\ m_S & M_R & \mu \end{pmatrix}. \quad (2.1)$$

In the literature many variants of this model have been considered.

Inverse Seesaw

The conventional inverse seesaw models assume the terms m_S and M_N in Eq. 2.1 to be zero. Then the mass matrix takes the form,

$$M_\nu = \begin{pmatrix} 0 & m_D^T & 0 \\ m_D & 0 & M_R^T \\ 0 & M_R & \mu \end{pmatrix}. \quad (2.2)$$

The model is lepton number conserving in the limit μ tending to zero. The minimal inverse seesaw model considered in the literature [39] consists of $3\nu_L + 2N_R + 2S$. The model with $3\nu_L + 1N_R + 1S$ is a 5×5 matrix with rank 3. Thus there are two zero eigenvalues of this matrix which is not consistent with low energy phenomenology. The model consisting of $3\nu_L + 2N_R + 1S$ is a 6×6 matrix with rank 5. Thus there is one zero eigenvalue. However, this belongs to the (N_R, S) block and hence this scenario is not considered if one assumes that there are no light singlets. In Eq. (2.2) the Majorana mass term of N_R is not considered. In principle this can be included [40,41], although this does not change the structure of the effective light neutrino mass matrix at the leading order [42,43].

Linear Seesaw

In the so called linear seesaw models [25–27] one retains the $\nu - S$ term in the Lagrangian through the Yukawa coupling matrix Y_s and makes the μ and the M_N term to be zero. In these models lepton number violation stems from the term containing Y_s . The corresponding mass matrix is,

$$M_\nu = \begin{pmatrix} 0 & m_D^T & m_S^T \\ m_D & 0 & M_R \\ m_S & M_R^T & 0 \end{pmatrix}. \quad (2.3)$$

In the limit $M_R \gg m_D, m_S$ the above mass matrix can be diagonalized using the seesaw approximation and in the leading order the effective light neutrino mass matrix m_{light} can be expressed as

$$m_{light} = m_D^T M_R^{-1} m_S + m_S^T M_R^{-1} m_D. \quad (2.4)$$

Since this contains only one power of the Dirac mass term it is called linear seesaw.

One can make an order of magnitude estimate of the various terms to check the conditions required to get $m_\nu \sim 0.1$ eV. Assuming typical values $m_D \sim 100$ GeV (Yukawa coupling strength $Y_\nu \sim \mathcal{O}(1)$, $v \sim 100$ GeV) and $M_R = 1$ TeV one needs $Y_s \sim 10^{-11}$. In the heavy sector we get two degenerate neutrinos of mass \sim TeV. The minimal model consists of adding just two singlet states N_R and S . The rank of the 3+1+1 mass matrix is 4 corresponding to one zero mass eigenvalue. The Majorana mass term M_N can also be included which would lift the degeneracy between the heavy states, However, the contribution of this term to the light neutrino mass matrix is sub-dominant [42,43].

Inverse + Linear Seesaw

It is also possible to keep both the terms m_s and μ in the Lagrangian. Then in the limit $M_R \gg m_D, m_S$ and in the leading order the effective light neutrino mass matrix m_{light} can be expressed as

$$m_{light} = -m_D^T \frac{\mu}{M_R^2} m_D + m_D^T \frac{1}{M_R} m_S + m_S^T \frac{1}{M_R} m_D. \quad (2.5)$$

In this case, for $M_R \sim \text{TeV}$, one needs $\mu \sim 10^{-8} \text{ GeV}$ and $Y_s \sim 10^{-11}$. This hybrid scenario allows one to reconstruct Y_ν and the combination $Y_s - \frac{\mu}{2M_R} Y_\nu$. Thus reconstruction of Y_S requires another unknown parameter, μ [32]. In our subsequent discussion we assume μ to be zero and consider the linear seesaw option.

3. Minimal Linear Seesaw Model

The Minimal Linear Seesaw Model (MLSM) is defined by the mass matrix in Eq. (2.3) with just 2 singlet states. Then the entries M_R are numbers instead of matrices and the dimension of the full matrix is 5×5 .

This can be recasted as,

$$M_\nu = \begin{pmatrix} 0 & m_D'^T \\ m_D' & M \end{pmatrix}, \quad (3.1)$$

where $m_D'^T = (m_D^T, m_S^T)$ Then defining M as

$$M = \begin{pmatrix} 0 & M_R \\ M_R & 0 \end{pmatrix}, \quad (3.2)$$

The neutrino mass matrix M^ν can be diagonalized by a 5×5 unitary matrix U_0 as

$$U_0^T M^\nu U_0 = M_\nu^{\text{diag}}, \quad (3.3)$$

where $M^{\text{diag}} = \text{diag}(m_1, m_2, m_3, M_1, M_2)$ with mass eigenvalues m_i ($i = 1, 2, 3$) and M_j ($j = 1, 2$) for light and heavy neutrinos respectively. Following standard procedure of two-step diagonalization U_0 can be expressed as [44]

$$U_0 = W U_\nu = \begin{pmatrix} (1 - \frac{1}{2}\epsilon) U & m_D'^\dagger (M^{-1})^* U_R \\ -M^{-1} m_D' U & (1 - \frac{1}{2}\epsilon') U_R \end{pmatrix} = \begin{pmatrix} U_L & V \\ S & U_H \end{pmatrix}, \quad (3.4)$$

where W is the matrix which brings the full 5×5 neutrino matrix, in the block diagonal form

$$W^T \begin{pmatrix} 0 & m_D'^T \\ m_D' & M \end{pmatrix} W = \begin{pmatrix} m_{\text{light}} & 0 \\ 0 & m_{\text{heavy}} \end{pmatrix}. \quad (3.5)$$

$U_\nu = \text{diag}(U, U_R)$ diagonalizes the mass matrices in the light and heavy sector appearing in the upper and lower block of the block diagonal matrix respectively. U_L in Eq.(3.4) corresponds to U_{PMNS} which acquires a non-unitary correction $(1 - \epsilon/2)$. The eigenvalues (M_1, M_2) are obtained as $(-M_R, M_R)$ corresponding to degenerate neutrinos with opposite CP parities. The negative sign in the mass eigenvalues can be absorbed in the phases of the diagonalizing matrix U_R giving,

$$U_R = \frac{1}{\sqrt{2}} \begin{pmatrix} i & 1 \\ -i & 1 \end{pmatrix}. \quad (3.6)$$

ϵ and ϵ' which characterize the non-unitarity, are given by

$$\begin{aligned}\epsilon &= m_D'^{\dagger} (M^{-1})^* M^{-1} m_D', \\ \epsilon' &= M^{-1} m_D' m_D'^{\dagger} (M^{-1})^*.\end{aligned}\tag{3.7}$$

Since Eq.(3.1) is in the standard seesaw form it is straightforward to obtain the light neutrino mass matrix

$$m_{light} = m_D'^T M^{-1} m_D' \tag{3.8}$$

in the limit $M_R \gg m_D, m_S$. Now inserting the expression for m_D' , the light neutrino mass matrix is the same as that in Eq. (2.4). Note that the complete mass matrix (2.3) for the minimal model has 7 phases out of which 5 can be rotated away by redefinition of the fields. Thus there are 2 independent phases in this matrix. We choose the basis in which M_R is real and attach the phases to the elements of Y_ν and Y_S . Since M_ν for this case is of rank 4, there is one zero eigenvalue. Thus one of the light neutrino states is massless and the two remaining masses are completely determined in terms of the two mass squared differences measured in oscillation experiments.

It is very interesting to note that m_{light} for this case is determined in terms of two independent vectors

$$Y_\nu \equiv y_\nu \hat{\mathbf{a}}; \quad Y_S \equiv y_s \hat{\mathbf{b}} \tag{3.9}$$

where $\hat{\mathbf{a}}$ and $\hat{\mathbf{b}}$ are complex vectors with unit norm. y_ν and y_s are the norms of the Yukawa matrices Y_ν and Y_S , respectively. This feature allows one to completely reconstruct the Yukawa matrices Y_ν and Y_S in terms of the oscillation parameters as [32],

- Normal Hierarchy (NH): $(m_1 < m_2 < m_3)$

$$\begin{aligned}Y_\nu &= \frac{y_\nu}{\sqrt{2}} \left(\sqrt{1+\rho} U_3^\dagger + \sqrt{1-\rho} U_2^\dagger \right) \\ Y_S &= \frac{y_s}{\sqrt{2}} \left(\sqrt{1+\rho} U_3^\dagger - \sqrt{1-\rho} U_2^\dagger \right)\end{aligned}\tag{3.10}$$

with

$$\rho = \frac{\sqrt{1+r} - \sqrt{r}}{\sqrt{1+r} + \sqrt{r}}. \tag{3.11}$$

U_i 's are the columns of the unitary matrix U that diagonalizes the light neutrino mass matrix (m_{light}) above and r is the ratio of the solar and atmospheric mass squared differences

$$r = \frac{\Delta m_{\odot}^2}{\Delta m_{atm}^2}. \tag{3.12}$$

- Inverted Hierarchy (IH): $(m_3 \ll m_2 \approx m_1)$

$$\begin{aligned}Y_\nu &= \frac{y_\nu}{\sqrt{2}} \left(\sqrt{1+\rho} U_2^\dagger + \sqrt{1-\rho} U_1^\dagger \right) \\ Y_S &= \frac{y_s}{\sqrt{2}} \left(\sqrt{1+\rho} U_2^\dagger - \sqrt{1-\rho} U_1^\dagger \right)\end{aligned}\tag{3.13}$$

with

$$\rho = \frac{\sqrt{1+r}-1}{\sqrt{1+r}+1}. \quad (3.14)$$

We use the following form for U

$$U = \begin{pmatrix} c_{12} c_{13} & s_{12} c_{13} & s_{13} e^{-i\delta} \\ -c_{23} s_{12} - s_{23} s_{13} c_{12} e^{i\delta} & c_{23} c_{12} - s_{23} s_{13} s_{12} e^{i\delta} & s_{23} c_{13} \\ s_{23} s_{12} - c_{23} s_{13} c_{12} e^{i\delta} & -s_{23} c_{12} - c_{23} s_{13} s_{12} e^{i\delta} & c_{23} c_{13} \end{pmatrix} P, \quad (3.15)$$

where $c_{ij} = \cos \theta_{ij}$, $s_{ij} = \sin \theta_{ij}$, δ is the Dirac CP phase. For the Majorana phase matrix P , we use $P = \text{diag}(e^{-i\alpha}, e^{i\alpha}, 1)$. Note that in this case since one of the mass eigenvalues is zero there is only one Majorana phase. The 3σ ranges of the oscillation parameters are tabulated in Table 1 [45].

Parameters	3σ range
Δm_{\odot}^2 [10^{-5} eV ²]	7.12 – 8.20
Δm_{atm}^2 [10^{-3} eV ²]	2.31 – 2.74 2.21 – 2.64
$\sin^2 \theta_{12}$	0.27 – 0.37
$\sin^2 \theta_{23}$	0.36 – 0.68 0.37 – 0.67
$\sin^2 \theta_{13}$	0.017 – 0.033
δ	0 – 2π

Table 1: Present 3σ range of neutrino oscillation parameters. The upper (lower) row corresponds to normal (inverted) hierarchy. Values of Δm_{21}^2 and $\sin^2 \theta_{12}$ are hierarchy independent [45].

From the above forms of the Yukawa matrices it is evident that these are completely determined in terms of the masses and mixing angles, two unknown phases and the norms of the Yukawa couplings y_ν and y_s .

The minimal Type-I seesaw model also consists of three left-handed and two gauge singlet right-handed neutrinos [28–31]. However both the right-handed neutrinos are assumed to have the same lepton number. Thus both have lepton number conserving Dirac type coupling with the light state. In order to have the right-handed neutrinos of this model at TeV scale one needs to have small values of the Dirac coupling $Y_\nu \sim 10^{-6}$ unless one allows for fine tuning leading to $m_D M_R^{-1} m_D^T = 0$ [11–13]. Since this coupling is not lepton number violating, its smallness cannot be explained naturally.

Also for such small values of the coupling, collider signals would be suppressed even though the mass of the right-handed neutrino is at TeV scale.

4. Vacuum stability of the Higgs potential

4.1 Higgs mass and Vacuum stability in SM

The tree-level potential of the Higgs field in the the Standard Model(SM) is given as

$$V(\Phi) = \lambda (\phi^\dagger \phi)^2 - m^2 \phi^\dagger \phi. \quad (4.1)$$

This receives quantum corrections from higher order loop diagrams. As a result the Higgs quartic coupling (λ) runs with energy scale. The Renormalization Group (RG) equation for the Higgs quartic coupling λ can be expressed in general as

$$\mu \frac{d\lambda}{d\mu} = \Sigma_i \frac{\beta_\lambda^{(i)}}{(16\pi^2)^i}, \quad (4.2)$$

where i denotes the i^{th} loop. Assuming SM to be valid upto Planck scale the β function calculated upto 1 loop is given as,

$$\beta_\lambda^{(1)} = 24\lambda^2 - \left(\frac{9}{5}g_1^2 + 9g_2^2\right)\lambda + \frac{27}{200}g_1^4 + \frac{9}{20}g_1^2g_2^2 + \frac{9}{8}g_2^2 + 4T\lambda - 2Y, \quad (4.3)$$

where,

$$T = \text{Tr} \left[3Y_u^\dagger Y_u + 3Y_d^\dagger Y_d + Y_l^\dagger Y_l \right], \quad (4.4)$$

$$Y = \text{Tr} \left[3(Y_u^\dagger Y_u)^2 + 3(Y_d^\dagger Y_d)^2 + (Y_l^\dagger Y_l)^2 \right] \quad (4.5)$$

In the above equations, g_i denote the gauge coupling constants with $i = 1, 2, 3$ corresponding to $U(1)$, $SU(2)$ and $SU(3)$ groups respectively. The above equations include the Grand Unified Theory (GUT) modified coupling for the $U(1)$ group. Y_f with $f = u, d, l$ represent the Yukawa coupling matrices for the up and down quarks and the charged leptons. The running behavior is controlled mainly by the top quark mass m_t which drives λ towards more negative values in the low Higgs mass region. The running of the top Yukawa is governed by the following equations

$$\beta_{Y_u}^{(1)} = Y_u \left[\frac{3}{2}Y_u^\dagger Y_u + \frac{3}{2}Y_d^\dagger Y_d + T - \left(\frac{17}{20}g_1^2 + \frac{9}{4}g_2^2 + 8g_3^2 \right) \right]. \quad (4.6)$$

In the numerical work we have used two loop Renormalization Group Equations (RGE) for λ , the Yukawa and the gauge couplings [46–50]. As discussed earlier the constraints from vacuum stability and perturbativity limits Higgs mass in the range 126-171 GeV. Therefore if the scalar particle observed by the CMS [1] and ATLAS [2] collaboration is assumed to be the Higgs Boson then the reported mass is near the lower bound obtained from vacuum stability condition. In the upper panels of Fig. 1, we plot the running of λ as a function of the renormalization scale for illustrative values of Higgs mass (m_h), top mass (m_t) and strong coupling constant ($\alpha_s = g_3^2/4\pi$). The allowed range of values of m_t (173.2 ± 0.9 GeV) is taken from [51] and that of α_s (0.1184 ± 0.0007) is taken from [52]. The Higgs mass has been varied between 124.6 – 126.6 GeV, combining the ATLAS and CMS results, Eq. (1.1).

We have included the corrections to incorporate the mismatch between the top pole mass and \overline{MS} renormalized coupling. This is given as [36],

$$y_t(m_t) = \frac{\sqrt{2}m_t}{v}(1 + \delta_t(m_t)) \quad (4.7)$$

$\delta_t(m_t)$ denotes the matching correction at top pole mass. We include the QCD corrections upto three loops [53] while electroweak corrections are taken upto 2 loops [54]. We also include suitable matching conditions for \overline{MS} renormalized λ and the Higgs mass at $\mu = m_t$ [55]. The threshold effect due to the top mass is included. The plots demonstrate (i) Higher values of top mass drives λ towards more negative values at a lower renormalization scale.

(ii) The uncertainty in the value of the strong coupling constant α_s also affects the running

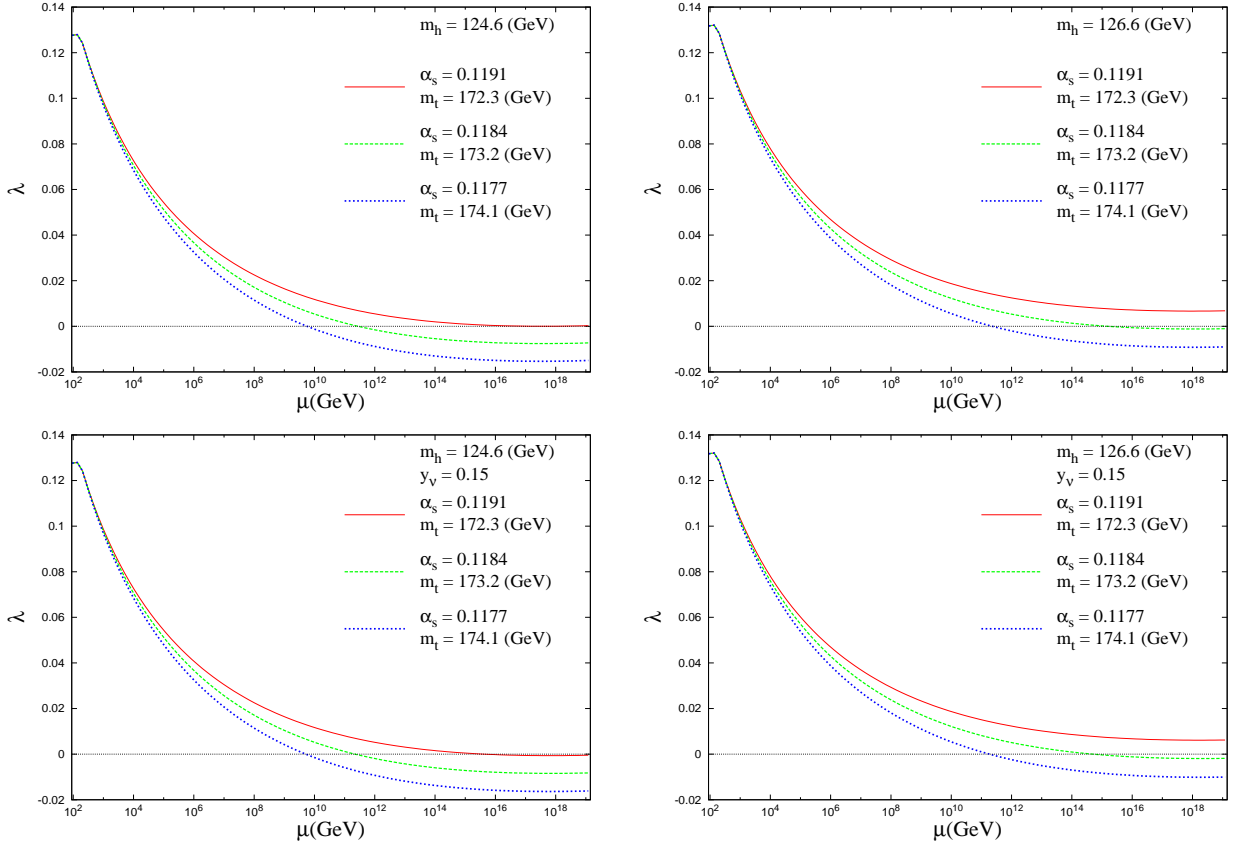


Figure 1: The upper panels show the variation of λ with the renormalization scale for fixed values of the parameters (m_h, α_s, m_t) . The lower panels show the changes after including the Dirac Yukawa coupling parameter y_ν .

of λ in a direction opposite to the top mass effect. Higher values of α_s aids in keeping λ positive.

The plots corroborate the fact that for lower values of Higgs mass in the range reported by ATLAS and CMS, the stability of the vacuum till the Planck scale may be retained only for certain choices of the parameters (m_t, α_s) . For instance for $m_h = 124.6$ GeV, $\lambda = 0$ is achieved around $10^{10} - 10^{14}$ GeV for higher values of m_t and lower values of α_s . A non-negative λ till the Planck Scale is achieved only for the mass of the top (α_s) near its lowest (highest) range. For a Higgs mass of 126.6 GeV vacuum stability condition at M_{Pl} can be attained for a wider range of values of the other parameters.

4.2 Vacuum Stability in the Minimal Linear Seesaw Model

The MLSM contains two degenerate singlet neutrinos at TeV scale. Presence of these fields modify the SM Renormalization Group Equations (RGEs) for the Yukawa couplings and the Higgs self coupling, for energies higher than the mass of the singlets. Including the corrections due to the neutrino Yukawa couplings upto one loop, the modified β function

governing the running of λ is given as,

$$\beta'_\lambda{}^{(1)} = \beta_\lambda^{(1)} + 4\text{Tr}(Y_\nu'^\dagger Y'_\nu)\lambda - 2\text{Tr}[(Y_\nu'^\dagger Y'_\nu)^2] \quad (4.8)$$

Where $Y_\nu'^T = (Y_\nu^T, Y_S^T)$. The one loop β functions corresponding to the Yukawa couplings Y_u , Y_d and Y_l also acquire additional factors containing $Y_\nu'^\dagger Y'_\nu$ [56]. Finally, one needs to include the RG running of the coupling Y'_ν which is governed by the following equation:

$$16\pi^2\mu\frac{dY'_\nu}{d\mu} = Y'_\nu \left[\frac{3}{2}Y_\nu'^\dagger Y'_\nu - \frac{3}{2}Y_l^\dagger Y_l + T - \frac{9}{20}g_1^2 - \frac{9}{4}g_2^2 \right] \quad (4.9)$$

In this case the quantity T is defined as,

$$T = \text{Tr} \left[3Y_u^\dagger Y_u + 3Y_d^\dagger Y_d + Y_l^\dagger Y_l + Y_\nu'^\dagger Y'_\nu \right]. \quad (4.10)$$

RG equation for neutrino Yukawa coupling is taken upto one loop [56].

The Y'_ν dependence of the beta function of λ is in terms of $\text{Tr}[Y_\nu'^\dagger Y'_\nu]$ and $\text{Tr}[(Y_\nu'^\dagger Y'_\nu)^2]$ only. From the parameterization of Y_ν and Y_S , we find

$$\begin{aligned} \text{Tr}[Y_\nu'^\dagger Y'_\nu] &= y_\nu^2 + y_s^2 \simeq y_\nu^2, \\ \text{Tr}[Y_\nu'^\dagger Y'_\nu Y_\nu'^\dagger Y'_\nu] &= y_\nu^4 + 2y_\nu^2 y_s^2 \rho^2 + y_s^4 \simeq y_\nu^4, \end{aligned} \quad (4.11)$$

since $y_s \ll y_\nu$.

Remarkably these quantities do not depend on the neutrino oscillation parameters. In addition under the approximation of $y_s \ll y_\nu$, there is no dependence on mass hierarchy as well. In Fig. 1 we show the effect of inclusion of this term on the running of λ . As expected, λ becomes negative at a lower renormalization scale in presence of the seesaw term.

It is to be noted that the vacuum stability condition, $\lambda(M_{pl}) = 0$, used above corresponds to the tree level potential. Considering the one loop effective potential for the Higgs field, the stability of the electroweak vacuum demands $\tilde{\lambda} = 0$ at M_{pl} , where $\tilde{\lambda}$ is the one loop corrected self coupling* defined as [57, 58]

$$\begin{aligned} \tilde{\lambda} = \lambda - \frac{1}{32\pi^2} & \left[\frac{3}{8}(g_1^2 + g_2^2)^2 \left(\frac{1}{3} - \log \frac{(g_1^2 + g_2^2)}{4} \right) \right. \\ & \left. + 6y_t^4 \left(\log \frac{y_t^2}{2} - 1 \right) + \frac{3}{4}g_2^4 \left(\frac{1}{3} - \log \frac{g_2^2}{4} \right) \right]. \end{aligned} \quad (4.12)$$

In Fig. 2 we give the plot of the allowed region of y_ν as a function of the Higgs mass for fixed values of top mass and the strong coupling constant. The two curves with the same line type(color) that are close to each other correspond to the condition $\lambda(M_{pl}) = 0$ (the upper curve) and $\tilde{\lambda}(M_{pl}) = 0$ (the lower curve). The region below the curves satisfy the condition of vacuum stability. $y_\nu = 0$ corresponds to the SM. The first panel is for $m_t = 173.2$ GeV. For this value of top mass, only a small allowed region in y_ν is obtained

*Contribution of heavy neutrinos towards the effective potential has not been considered.

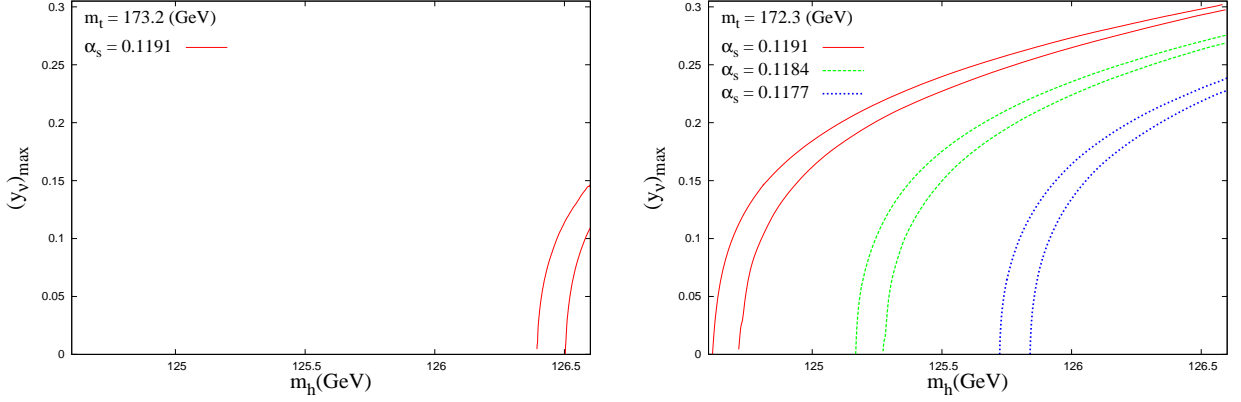


Figure 2: The allowed region of y_ν with varying Higgs mass. The region below the curves is allowed. Among the two same type (color) lines, the upper line corresponds to $\lambda(M_{pl}) \geq 0$ and the lower line corresponds to $\tilde{\lambda}(M_{pl}) \geq 0$.

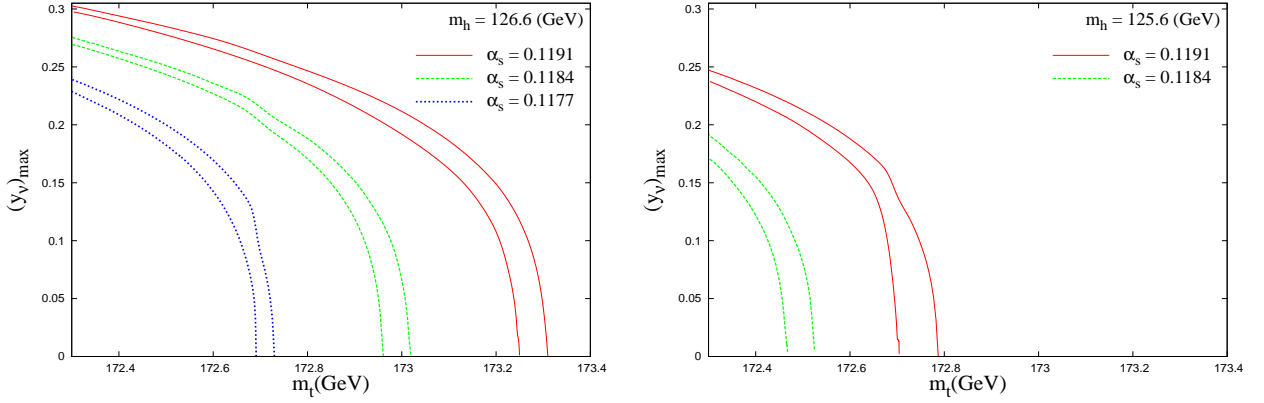


Figure 3: Same as in Fig. 2 with varying top mass.

for Higgs mass > 126.5 GeV and $\alpha_s = 0.1191$, considering the condition $\tilde{\lambda}(M_{pl}) = 0$. From this we obtain an upper bound $y_\nu \lesssim 0.1$. If we ignore the one-loop correction to the self coupling then the allowed region is slightly larger. The 2nd panel corresponds to a lower value of $m_t = 172.3$ GeV. In this case we obtain the upper bound $y_\nu \lesssim 0.23 - 0.3$ depending on the value of α_s . This bound is obtained for a Higgs mass of 126.6 GeV. For lower values of Higgs mass, the allowed y_ν values are correspondingly lower.

Fig. 3 shows the variation of y_ν with m_t for fixed values of Higgs mass. Fig. 4 show the variation of y_ν with α_s . In general, larger allowed regions are obtained for higher values of Higgs mass, lower values of top mass and higher values of α_s . From the above figures we can have an overall upper bound on the value of y_ν as

$$y_\nu \lesssim 0.3. \quad (4.13)$$

The above plots are obtained by keeping M_R fixed at 1 TeV. In Fig. 5 we show how the upper bound on y_ν depends on the scale of M_R .

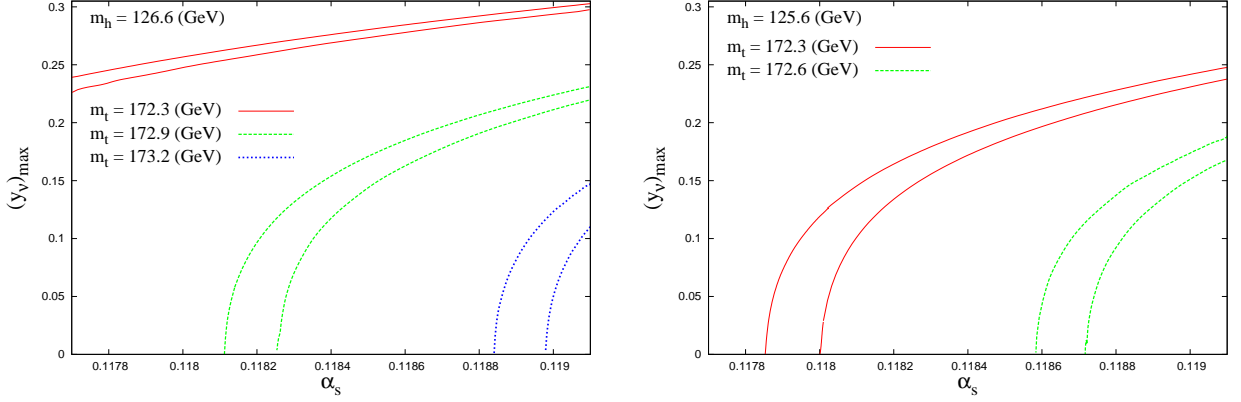


Figure 4: Same as in Fig. 2 with varying strong coupling constant.

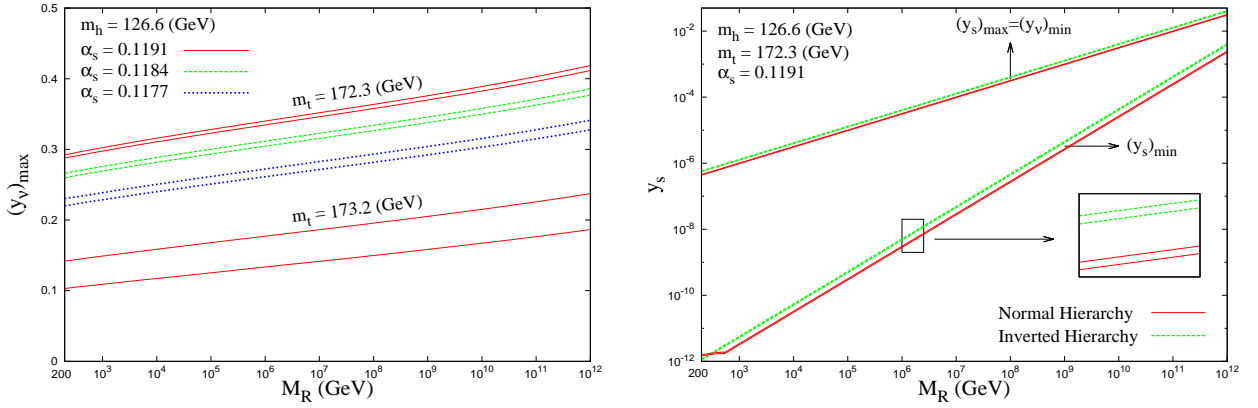


Figure 5: The left-panel shows the upper bound on y_ν as a function of the right-handed neutrino mass from consideration of vacuum stability. The upper set of lines are for $m_t = 172.3$ GeV and the lower lines are for $m_t = 173.2$ GeV. The red (green) solid (dashed) line in the right panel shows the upper limit on y_s (same as the lower limit of y_ν) obtained from the measured value of $\sqrt{\Delta m_{atm}^2}$ for NH (IH). Also shown are the lower bound on y_s from vacuum stability and neutrino masses. See text for details.

We see that variation of M_R within a few TeV (which is our range of current interest) would not change the bound on y_ν drastically. In fact this trend continues even if M_R is increased to higher values. At $M_R = 10^{12}$ GeV, the upper bound on y_ν obtained is, $y_\nu \lesssim 0.41$. Note that for higher values of M_R , y_s needs to be increased to keep the neutrino mass in the desired range. Beyond 10^{12} GeV the contribution from the y_s term starts getting significant and hence this needs to be included in the RG evolution.

5. Constraints from Neutrino Mass

In the linear seesaw model lepton number breaking is introduced by the term m_S while the term m_D conserves lepton number. Since the absence of the term m_S enhances the symmetry of the Lagrangian it is natural to assume that the lepton number violating term

is much smaller than the lepton number conserving term. This consideration puts an absolute upper bound on y_s which is

$$(y_s)_{max} \leq y_\nu. \quad (5.1)$$

This also defines a lower limit on y_ν since for smaller values of y_s , y_ν has to be higher so that the relation $y_\nu y_s v^2 / M_R \sim m_\nu$ is satisfied. Thus the above equation can be made to imply a stronger statement which is

$$(y_s)_{max} \leq (y_\nu)_{min}. \quad (5.2)$$

On the other hand, the upper bound on y_ν at each M_R , as obtained from the vacuum stability condition can be used to obtain a lower bound on y_s , again from the standpoint of producing correct neutrino masses. From these considerations it is possible to set a lower bound on y_ν and lower and upper bounds on y_s for both NH and IH. The right panel in Fig. 5 displays these bounds on y_s as a function of M_R incorporating the constraints on neutrino mass squared differences from oscillation data for NH and IH. The mass eigenvalues can be expressed as,

$$m_1 = 0, \quad m_2 = \frac{y_\nu y_s v^2}{2M_R}(1 - \rho), \quad m_3 = \frac{y_\nu y_s v^2}{2M_R}(1 + \rho) \quad (NH), \quad (5.3)$$

where m_2 and m_3 are related to the mass squared differences ($\Delta m_{ji}^2 = m_j^2 - m_i^2$) as,

$$m_2 = \sqrt{\Delta m_{21}^2} = \sqrt{\Delta m_\odot^2}, \quad m_3 = \sqrt{\Delta m_{32}^2 + \Delta m_{21}^2} = \sqrt{\Delta m_{atm}^2 + \Delta m_\odot^2}. \quad (5.4)$$

This gives us the following equations for NH:

$$\frac{\sqrt{\Delta m_\odot^2}}{(1 - \rho)} = \frac{\sqrt{\Delta m_{atm}^2}}{(2\sqrt{\rho})} = \frac{y_\nu y_s v^2}{2M_R}. \quad (5.5)$$

Taking $\rho \approx 1 - 2\sqrt{r}$ for NH, the above equations give a single equation:

$$y_\nu y_s \approx M_R \sqrt{\Delta m_{atm}^2} / v^2. \quad (5.6)$$

Using Eq. (5.2) in Eq. (5.6) one gets (with $(y_s)_{max} = (y_\nu)_{min}$),

$$(y_s)_{max} \approx \sqrt{M_R} (\Delta m_{atm}^2)^{1/4} / v. \quad (5.7)$$

This defines the upper bound on y_s (or the lower bound on y_ν) for each M_R . The solid (red) line in the right panel in Fig. 5 displays these bounds as a function of M_R . The plot is obtained using the exact Eq. (5.5) and the uncertainty in the values of Δm_\odot^2 and Δm_{atm}^2 gives a thin band which is displayed in the inset. On the other hand since we know $(y_\nu)_{max}$ at each M_R from consideration of vacuum stability, the above equation gives us a lower bound on y_s as

$$y_s \gtrsim \frac{M_R \sqrt{\Delta m_{atm}^2}}{v^2 (y_\nu)_{max}}. \quad (5.8)$$

This is also shown in Fig. 5.

For IH the mass eigenvalues are given as,

$$m_3 = 0, \quad m_1 = \frac{y_\nu y_s v^2}{2M_R}(1 - \rho), \quad m_2 = \frac{y_\nu y_s v^2}{2M_R}(1 + \rho). \quad (5.9)$$

The absolute masses can be expressed in terms of mass squared differences as,

$$m_1 = \sqrt{\Delta m_{13}^2} = \sqrt{\Delta m_{atm}^2}, \quad m_2 = \sqrt{\Delta m_\odot^2 + \Delta m_{atm}^2}, \quad (5.10)$$

and we get,

$$\frac{\sqrt{\Delta m_{atm}^2}}{(1 - \rho)} = \frac{\sqrt{\Delta m_\odot^2}}{(2\sqrt{\rho})} = \frac{y_\nu y_s v^2}{2M_R}. \quad (5.11)$$

Taking $\rho \approx r/4$ for IH, we get a single equation

$$y_\nu y_s \approx 2M_R \sqrt{\Delta m_{atm}^2 / v^2}. \quad (5.12)$$

Again this gives an upper bound on y_s which is the same as the lower bound on y_ν . This is shown in the right panel of Fig. 5 by the dashed (green) line. Similarly one can also use this equation and the upper bound on y_ν obtained from vacuum stability condition to put a lower bound on y_s which is displayed in Fig. 5.

The bounds on y_s for $M_R = 1$ TeV :

$$(3.3 - 3.6) \times 10^{-12} < y_s < (1.0 - 1.04) \times 10^{-6} \quad \text{NH} \quad (5.13)$$

$$(5.5 - 6.0) \times 10^{-12} < y_s < (1.28 - 1.34) \times 10^{-6} \quad \text{IH} \quad (5.14)$$

Thus using constraints from vacuum stability and neutrino masses, one can determine the range of the unknown coupling parameters y_ν and y_s .

6. Non-unitarity of Neutrino Mixing Matrix and Lepton Flavor Violation

The mechanism of neutrino oscillation has already indicated that there is flavor violation in the lepton sector. The question arises if there can be flavor violating decays in the charged lepton sector. In typical Seesaw models this rate is very small because of the smallness of the light-heavy mixing. However in TeV scale seesaw models, since lepton number violation (LNV) is separated from the scale of lepton flavor violation (LFV), this may not be the case [59]. It is well known that LNV is due to the dimension 5 operator whereas the LFV can be related to the dimension 6 operator. In general, the flavor structure of the coupling strengths of these operators are not correlated. However, in MLSM such a relation can be established from the hypothesis of minimal flavor violation [60]. In this model, the mass and gauge eigenstates are related as,

$$\begin{pmatrix} \nu_L & \nu^c \end{pmatrix} = U \begin{pmatrix} \nu_L' & \nu^{c'} \end{pmatrix} \quad (6.1)$$

where,

$$\nu^c = \begin{pmatrix} N_R^c & S^c \end{pmatrix} \quad (6.2)$$

The leptonic part of the charged current interaction in the gauge basis is given as ,

$$\mathcal{L}_{\text{CC}} = \frac{g}{\sqrt{2}} \sum_{\alpha=e,\mu,\tau} \bar{\ell}_{\alpha L} \gamma_{\mu} \nu_{\alpha L} W^{\mu} + \text{h.c.} \quad (6.3)$$

This can be expressed in the mass basis as,

$$\mathcal{L}_{\text{CC}} = \frac{g}{\sqrt{2}} \sum_{\alpha=e,\mu,\tau} \sum_{i=1}^3 \sum_{j=1}^2 \left[\bar{\ell}'_{\alpha L} \gamma_{\mu} U_l^{\dagger} \{ (U_L)_{\alpha i} \nu'_{Li} + (V)_{\alpha j} N_{Rj}^c \} W^{\mu} \right] + \text{h.c.} \quad (6.4)$$

The PMNS matrix is defined as

$$U_{\text{PMNS}} = U_l^{\dagger} \left(1 - \frac{1}{2}\epsilon \right) U \quad (6.5)$$

where U_l is the unitary matrix which takes the left-handed charged lepton fields to their mass basis and other quantities are defined earlier. As we are working in a basis, where charged lepton mass matrix is diagonal, U_l is being taken as unity. We note that U_{PMNS} is non-unitary and the correction to unitarity is proportional to $\epsilon/2$.

Branching Ratios	Experimental constraints
$\text{Br}(\mu \rightarrow e\gamma)$	$< 2.4 \times 10^{-12}$
$\text{Br}(\tau \rightarrow e\gamma)$	$< 3.3 \times 10^{-8}$
$\text{Br}(\tau \rightarrow \mu\gamma)$	$< 4.4 \times 10^{-8}$
$\text{Br}(\mu \rightarrow 3e)$	$< 1.0 \times 10^{-12}$
$\text{Br}(\tau \rightarrow 3e)$	$< 2.7 \times 10^{-8}$
$\text{Br}(\tau \rightarrow 3\mu)$	$< 2.1 \times 10^{-8}$
$\text{Br}(\tau \rightarrow e\mu\mu)$	$< 1.7 \times 10^{-8}$
$\text{Br}(\tau \rightarrow ee\mu)$	$< 1.5 \times 10^{-8}$

Table 2: Various experimental constraints from charged lepton flavor violating decays [61].

In this section we consider the branching ratios of LFV decays in MLSM. In view of the recent measurement of θ_{13} the branching ratios now can be studied in terms of the CP phases. In addition, from the experimental upper limits on LFV processes one can obtain constraints on the parameter y_{ν}/M_R as a function of the CP phases. When combined with the upper bound on y_{ν} from vacuum stability as a function of M_R , the parameter space can be further constrained. Table 2 lists the ex-

perimental constraints coming from the charged lepton flavor violating decays [61].

Nevertheless, in this section we will concentrate only on the constraints coming from $\text{Br}(\mu \rightarrow e\gamma)$ since this is the most constraining as can be seen from Table 2[†].

Branching ratio for the process, $\mu \rightarrow e\gamma$ is given by [62]

$$\text{Br}(\mu \rightarrow e\gamma) = \frac{3\alpha}{8\pi} \left| V_{ei} V_{i\mu}^{\dagger} f(x) \right|^2, \quad (6.6)$$

where, $x = \left(\frac{M_i^2}{m_W^2} \right)$ and

$$f(x) = \frac{x(1 - 6x + 3x^2 + 2x^3 - 6x^2 \ln x)}{2(1 - x)^4}. \quad (6.7)$$

[†]Although the $\mu \rightarrow 3e$ conversion in nuclei has a better constraint, the sensitivities are lowered by the uncertainties in nuclear form factors [21].

$f(x)$ is a slowly varying function of x ranging from 0 to 1 for x between 0 to infinity. The light-heavy mixing matrix V is define in Eq. 3.4. The current experimental constraint on this is [63] (see, table 2)

$$\text{Br}(\mu \rightarrow e\gamma) < 2.4 \times 10^{-12}. \quad (6.8)$$

Using the parameterization of Y_ν and Y_S in Eq.(3.10) and (3.13), we obtain, for normal hierarchy

$$\begin{aligned} \text{Br}(\mu \rightarrow e\gamma) = & \frac{3\alpha}{8\pi} \frac{y_\nu^4 v^4}{4M_R^4} f^2(x) \left(\sqrt{r} s_{12}^2 + 2r^{(1/4)} s_{13} s_{12} c_{(\alpha+\delta)} \right) s_{23}^2 \\ & + \mathcal{O}(y_s, (\sqrt{r}, s_{13})^2). \end{aligned} \quad (6.9)$$

In the above expressions and in subsequent part, we have used the following notations

$$\begin{aligned} s_{ij} = \sin\theta_{ij}, \quad c_{ij} = \cos\theta_{ij}, \quad c_{\alpha+\delta} = \cos(\alpha + \delta), \quad s_{2ij} = \sin 2\theta_{ij}, \quad c_{2ij} = \cos 2\theta_{ij}, \\ s_{4ij} = \sin 4\theta_{ij}, \quad c_{4ij} = \cos 4\theta_{ij}, \quad c_{2\alpha} = \cos 2\alpha, \quad c_{4\alpha} = \cos 4\alpha \quad \text{etc.} \end{aligned} \quad (6.10)$$

The above equation in conjunction to the upper bound on the $Br(\mu \rightarrow e\gamma)$ can be used to put an upper bound on y_ν/M_R as,

$$y_\nu/M_R < \left[\frac{2.4 \times 10^{-10}}{3\alpha v^4 f^2(x) G^{NH}(r, \theta_{ij}, \alpha, \delta)} \right]^{1/4}. \quad (6.11)$$

Here, the factor $G^{NH}(r, \theta_{ij}, \alpha, \delta)$ contains the oscillation parameters. The upper bound on y_ν/M_R varies in a range depending on the values of the CP phases. The minimum value of the upper bound occurs at $\alpha + \delta = 0$ while the maximum occurs at $\alpha + \delta = \pi$. This is reflected in the top panels in Fig. 6 where we display the allowed values of y_ν/M_R as a function of the CP phases[†]. The left most panel displays the variation of the upper bound in y_ν/M_R as a function of the Majorana phase α . The solid(red) line corresponds to the Dirac phase $\delta = 0$ while the dashed (green) line is for $\delta = \pi$. The other oscillation parameters are marginalized over the 3σ range in Table 1 to give the maximum and minimum value of the upper bound on y_ν/M_R . For other values of oscillation parameters the upper bound would lie somewhere between these two values. From the figure it can be inferred that the maximum value of the upper bound on y_ν/M_R is

$$y_\nu/M_R \lesssim 0.00049(\text{GeV}^{-1}), \quad (6.12)$$

which occurs for $\delta = 0$ and $\alpha = \pi$ for NH.

For IH, the branching ratio can be expressed as,

$$\begin{aligned} \text{Br}(\mu \rightarrow e\gamma) = & \frac{3\alpha}{8\pi} \frac{y_\nu^4 v^4}{4M_R^4} f^2 \left(\frac{M_R^2}{m_W^2} \right) \frac{1}{16} [(3 - c_{4\alpha} + 2c_{2\alpha}^2 c_{412}) c_{23}^2 (1 - s_{13}) \\ & - 2s_{13} (2s_\delta s_{2\alpha} (1 + c_{2\alpha} s_{212}) + c_{2\alpha} c_\delta (2c_{212} + c_{2\alpha} s_{412})) s_{223}] \\ & + \mathcal{O}(y_s, (\sqrt{r}, s_{13})^2) \end{aligned} \quad (6.13)$$

[†]In this plot we have taken $f(x)$ to be unity. For $M_R = 200$ GeV, there will be a multiplicative factor ~ 1.3 . As M_R increases, this factor tends to become unity. In Fig. 7, we have included the exact value of $f(x)$ at each M_R .

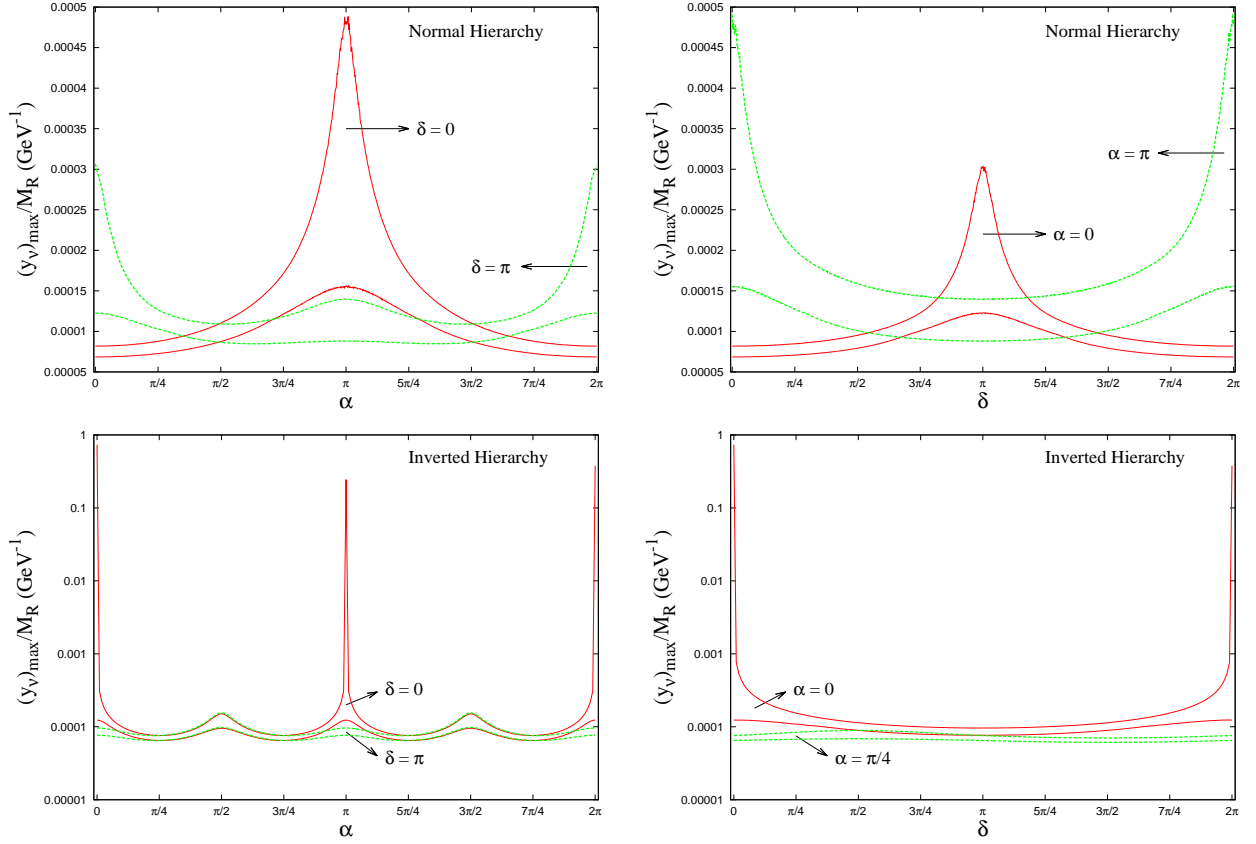


Figure 6: The upper panels show the allowed regions of y_ν/M_R vs the CP phases α and δ for NH while the lower panels are for IH. The area below each curve is consistent with the experimental upper bound on the rate of $\mu \rightarrow e\gamma$. The two lines of the same type (color) correspond to the maximum and minimum value of the upper bound obtained by varying the oscillation parameters over their 3σ range.

From this one can again get an upper bound on y_ν/M_R . This is displayed in the lower panels in Fig. 6. As for NH the value of the upper bound depends on the CP phases. The maximum allowed value in this case is

$$y_\nu/M_R \lesssim 0.7(\text{GeV}^{-1}), \quad (6.14)$$

which occurs for $\delta = 0, \alpha = 0$ as can be seen from the figure. The lines of same line type (color) corresponds to the upper bounds including the uncertainties in the masses and mixing parameters.

The maximum value of y_ν/M_R as obtained above can be used to retrieve the maximum value of y_ν for each M_R . This is shown in Fig. 7. Note that while extracting the bound on y_ν for a particular M_R from the figure one has to be careful to ensure that the perturbativity bound on y_ν ($\lesssim 1$) is not violated. We also superimpose the bounds obtained from consideration of vacuum stability in this figure. The area to the left of the shaded bands is disallowed from the constraint on the branching ratio $\mu \rightarrow e\gamma$. These bands are obtained for fixed values of the CP phases (δ, α). The band for each combination of CP

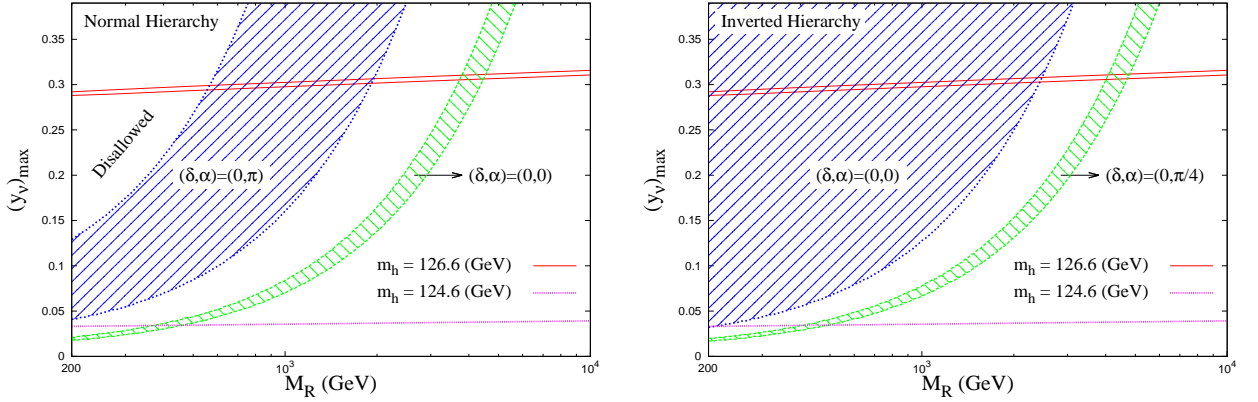


Figure 7: The allowed regions of y_ν^{max} as a function of M_R from the combined constraints of $Br(\mu \rightarrow e\gamma)$ and vacuum stability. The area to the right of the curved lines are allowed from experimental bound on $Br(\mu \rightarrow e\gamma)$ while the area below the slanting lines are allowed from the constraint on vacuum stability. The vacuum stability bound shown here correspond to $m_t = 172.3$ GeV and $\alpha_s = 0.1191$. The two (very) close line corresponding to $m_h = 126.6$ GeV is due to $\lambda(M_{pl}) = 0$ (upper one) and $\tilde{\lambda}(M_{pl}) = 0$ (lower one). For $m_h = 124.6$ GeV the line corresponds to $\lambda(M_{pl}) = 0$. No allowed region is obtained in this case for $\tilde{\lambda}(M_{pl}) = 0$.

phase is obtained by varying the oscillation parameters in their current 3σ range. The area below the slanting lines are allowed from the constraint on vacuum stability. The figure shows that the constraints from $Br(\mu \rightarrow e\gamma)$ can sometimes further constrain the value of y_ν as obtained from vacuum stability. For instance for $M_R = 200$ GeV and NH the constraint from $Br(\mu \rightarrow e\gamma)$ restricts y_ν to be ≤ 0.13 for values of CP phases $(\delta, \alpha) = (0, \pi)$. For $(\delta, \alpha) = (0, 0)$ the maximum allowed value of y_ν is lower. For other combinations of CP phases the bands lie anywhere inside or between the two shaded regions. Thus if we consider all possible values of CP phases then only the region marked disallowed is not compatible with the constraints from $Br(\mu \rightarrow e\gamma)$ for NH though it was consistent with vacuum stability constraints.

For IH and $(\delta, \alpha) = (0, 0)$, the hatched region extends all the way upto $M_R = 200$ GeV and there is no significant constraint from $\mu \rightarrow e\gamma$ given the present uncertainty on the neutrino oscillation parameters. However for the green hatched region corresponding to $(\delta, \alpha) = (0, \pi/4)$ the region to its left is disfavored and y_ν^{max} is constrained to lower values as compared to the bound from vacuum stability. But if we consider all possible values of CP phases then this area becomes allowed. Hence we conclude that, given the present uncertainty of oscillation parameters and the CP phases, no improvement over the vacuum stability bound can be obtained on $(y_\nu)_{max}$ from $Br(\mu \rightarrow e\gamma)$ for IH.

We note in passing that in this type of models the Higgs boson can decay to two neutrinos of which one is heavy and the other one is a light neutrino, as long as the heavy neutrino is lighter than the Higgs boson. This has been studied in the context of inverse seesaw models and put constraints on the Yukawa coupling y_ν to be $y_\nu \lesssim 0.02$ for $M_R \lesssim 120$ GeV from the experimental data on the channel $h \rightarrow WW^* \rightarrow \ell\ell\nu\nu$ [16, 68]. For larger

masses of the heavy neutrino current Higgs searches do not provide any constraint on the parameter space.

On the other hand, the search for heavy singlet neutrinos at LEP by the L3 collaboration in the decay channel $N \rightarrow eW$ showed no evidence of such a singlet neutrino in the mass range between 80 GeV ($|V_{\alpha i}|^2 \lesssim 2 \times 10^{-3}$) and 205 GeV ($|V_{\alpha i}|^2 \lesssim 1$) [64]. $V_{\alpha i}$ is the mixing parameter between the heavy and light neutrino. Heavy singlet neutrinos in the mass range from 3 GeV up to the Z-boson mass (m_Z) has also been excluded by LEP experiments from Z-boson decay upto $|V_{\alpha i}|^2 \sim 10^{-5}$ [65–67]. In the light of these experimental observations we have chosen the parameter M_R to be greater than or equal to 200 GeV in this study.

7. $0\nu\beta\beta$ decay

The half life for neutrino-less double beta decay in presence of heavy singlets is given by [69, 70].

$$T_{(1/2)}^{-1} = G \frac{|\mathcal{M}_\nu|^2}{m_e^2} \left| U_{Le_i}^2 m_i + \langle p^2 \rangle \frac{V_{ei}^2}{M_i} \right|^2, \quad (7.1)$$

where $\langle p^2 \rangle$ is given by

$$\langle p^2 \rangle = -m_e m_p \frac{\mathcal{M}_N}{\mathcal{M}_\nu}, \quad (7.2)$$

\mathcal{M}_ν and \mathcal{M}_N denote the nuclear matrix elements corresponding to light and heavy neutrino exchange respectively. The values of the parameters are taken as [69] $G = 7.93 \times 10^{-15} \text{ yr}^{-1}$, $\langle p^2 \rangle = -(182 \text{ MeV})^2$.

The first term in Eq. (7.1) is the usual contribution from the left-handed neutrinos. The second term denotes the contribution of the singlet neutrinos. The matrix V is defined in Eq. (3.4). Taking the most general form of the matrix m'_D as

$$m'_D = \begin{pmatrix} m_{d1} & m_{d2} & m_{d3} \\ m_{s1} & m_{s2} & m_{s3} \end{pmatrix}, \quad (7.3)$$

and U_R and M as defined in Eq. (3.6) and (3.2) respectively, we obtain,

$$V_{e1} = \frac{i}{\sqrt{2} M_R} (m_{s1}^* - m_{d1}^*), V_{e2} = \frac{1}{\sqrt{2} M_R} (m_{s1}^* + m_{d1}^*). \quad (7.4)$$

Then the contribution from the heavy part is $2 \langle p^2 \rangle m_{s1}^* m_{d1}^* / M_R^3 \sim 10^{-8} m_i$. Thus this contribution is negligible as compared to the contribution from the light sector which is $\sim m_i$.

Therefore, $0\nu\beta\beta$ is due to the light neutrinos only and the effective mass is defined as

$$m_{ee} = |U_{Le_i}^2 m_i|. \quad (7.5)$$

Since in this case the lightest mass is zero one can plot the conventional plots of effective mass as a function of the unknown CP phases for both hierarchies.

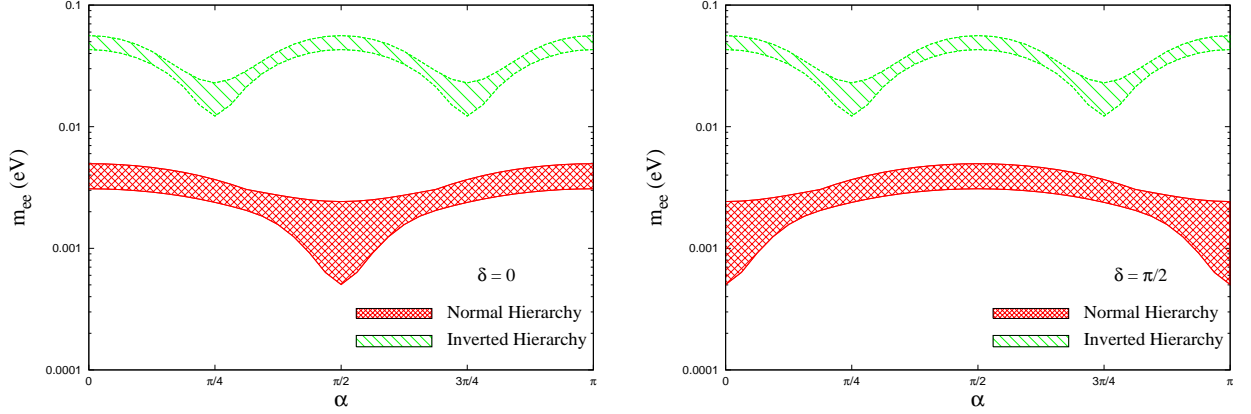


Figure 8: The effective mass governing $0\nu\beta\beta$ as a function of the Majorana phase α for NH (dark (red) shaded curve) and IH (light (green) shaded curve). The left panel is for $\delta = 0$ while the right panel is for $\delta = \pi/2$.

For NH the effective mass m_{ee} in the limit of the smallest mass $m_1 \rightarrow 0$ is given as,

$$|m_{ee}|_{NH} = \sqrt{\Delta m_{atm}^2} \left| \sqrt{r} s_{12}^2 c_{13}^2 e^{2i\alpha} + s_{13}^2 e^{-2i\delta} \right|. \quad (7.6)$$

The maximum is obtained for $(\alpha, \delta) = (0, 0)$ or $(\pi/2, \pi/2)$ while the minimum occurs for $(\alpha, \delta) = (0, \pi/2)$ or $(\pi/2, 0)$. This is reflected in Fig. 8 by the dark (red) shaded curve which represents the effective mass governing $0\nu\beta\beta$ as a function of the Majorana phase α . The shaded portion is due to the 3σ uncertainty in the oscillation parameters that appear in the expression of effective mass. The left panel is for $\delta = 0$ and the right panel is for $\delta = \pi/2$. The cancellation condition is

$$\sqrt{r} \sin^2 \theta_{12} = \tan^2 \theta_{13}, \quad (7.7)$$

which is not satisfied for the current 3σ ranges of parameters and therefore the effective mass does not vanish which is also seen from the figure. For IH the smallest mass is m_3 which is zero in this model and the effective mass is

$$|m_{ee}|_{IH} = \sqrt{\Delta m_{atm}^2} (c_{12}^2 c_{13}^2 e^{-2i\alpha} + s_{12}^2 c_{13}^2 e^{2i\alpha}). \quad (7.8)$$

For IH the effective mass is independent of the Dirac phase δ . The maximum of $|m_{ee}|$ occurs for $\alpha = 0, \pi/2, \pi$ and the corresponding expression is,

$$|m_{ee}|_{max} = c_{13}^2 \sqrt{\Delta m_{atm}^2}. \quad (7.9)$$

The minimum value is obtained for $\alpha = \pi/4, 3\pi/4$ as,

$$|m_{ee}|_{min} = c_{13}^2 \cos 2\theta_{12} \sqrt{\Delta m_{atm}^2}. \quad (7.10)$$

This is seen from Fig. 8 by the light (green) shaded curve. m_{ee} for IH is in the range accessible to future neutrinoless double beta decay experiments.

8. Collider Signatures

As mentioned earlier, if the heavy singlet neutrinos have mass less than the Higgs boson mass, then the Higgs boson can have new decay modes [16]. For example, the Higgs boson can decay into $h \rightarrow \bar{\nu}N$. Now, the singlet neutrinos can decay into lW and νZ through the mixing between the heavy neutrinos and the light active neutrinos. At the LHC this will lead to final states such as $pp \rightarrow h \rightarrow \ell^+ \ell^- + \cancel{E}_T$, where $\ell = e, \mu$. Note that these final states will depend on the Yukawa couplings and one can put bounds on these Yukawa couplings from the existing LHC data on these types of final states [16].

We have considered the singlet neutrino to be heavier than the Higgs boson. In this case one has to look at the 3-body decay modes of the Higgs boson through the virtual heavy neutrino to have similar final states. Obviously, in this case the constraints on the Yukawa couplings will be much less restrictive. In our model we have obtained upper bound on the Yukawa couplings y_ν from the vacuum stability condition and this can be used to test our model at the LHC by looking at the dilepton plus missing E_T final states.

One can also have trilepton plus missing E_T final states at the LHC from the production of these heavy neutrinos [17]. For example, at the LHC the heavy neutrinos can be produced through the s-channel W^\pm exchange: $u\bar{d} \rightarrow \ell^+ N$ or $u\bar{d} \rightarrow \ell^+ S$. N or S can again decay into lW and νZ through $\nu - N$ or $\nu - S$ mixings. This will lead to trilepton plus missing E_T final states at the LHC. Now, the trilepton plus \cancel{E}_T signal is a very clean signal for looking at physics beyond the standard model. In our model, the trilepton final states depend once again on the Yukawa couplings of our model. Using the upper bound on y_ν obtained from vacuum stability condition, it would be possible to study the present model at the LHC through the trilepton channel.

9. Conclusion

In this paper we consider the phenomenology of the minimal linear seesaw model consisting of three left-handed neutrinos and two singlet fields. The two singlet fields have opposite lepton numbers. Smallness of neutrino mass is ensured in this model by the tiny lepton number violating coupling (y_s) of one of the singlets with the left-handed neutrinos. Thus, the masses (M_R) of the heavy singlet neutrinos can be at the TeV scale even with the Dirac type coupling (y_ν) between the other singlet and the heavy state of $\mathcal{O}(1)$. This permits appreciable light-heavy mixing in the model which can have interesting phenomenological consequences. The model predicts one massless neutrino and hence there is only one Majorana phase. The great advantage of this model is that the Yukawa matrices can be fully reconstructed in terms of the oscillation parameters apart from the overall coupling strengths y_ν and y_s . We show that consideration of the vacuum stability of the scalar potential can constrain the coupling strength y_ν as $y_\nu \lesssim 0.3$ for $200 \text{ GeV} \lesssim M_R \lesssim 1 \text{ TeV}$. However, it should be noted that this bound depends on the value of the strong coupling constant (α_s), the top quark mass (m_t) and the Higgs boson mass (m_h). Hence, this upper bound can be somewhat lowered depending on the experimental uncertainties on these quantities. The assumption of tiny lepton number violation implies $(y_s)_{max} \leq (y_\nu)_{min}$. This

allows one to obtain an upper (lower) bound on y_s (y_ν) in conjunction with the constraints on neutrino masses from oscillation data. On the other hand the vacuum stability bound on y_ν , together with the measured values of neutrino mass squared differences gives a lower bound on y_s . Thus both the unknown overall coupling strengths of this model get constrained.

We also obtain the non-unitary correction to the PMNS mixing matrix. Bounds on y_ν/M_R can be obtained as a function of the CP phases α and δ from experimental constraints on lepton flavor violating processes. Combined constraints from vacuum stability and the lepton flavor violating process $\mu \rightarrow e\gamma$ rule out a significant portion of the parameter space in the $(y_\nu-M_R)$ plane for NH for masses of $M_R \lesssim 600$ GeV. On the other hand, contribution of the singlet neutrinos to the neutrinoless double beta decay process is insignificant. The model predicts interesting signatures at the LHC and can be tested using the present and future data. However, a complete collider study merits a separate analysis.

10. Acknowledgements

The authors wish to thank the sponsors and organizers of the Workshop on High Energy Physics Phenomenology (WHEPP-XI), where the work on this problem started. S.R. wants to thank A. Ibarra and S.G. and S.K. want to thank J. Chakraborty, A. Joshipura, N. Mahajan, S. Mohanty for helpful discussions. S.K. wishes to acknowledge discussions with S. Acharyya, D. Angom, V. Kishore, S. Raut regarding computational analysis. S.K. and S.G. wishes to acknowledge the hospitality at the Department of Theoretical Physics, Indian Association for the Cultivation of Science and discussions with D. Ghosh during the course of this work.

References

- [1] S. Chatrchyan *et al.* [CMS Collaboration], *Observation of a new boson at a mass of 125 GeV with the CMS experiment at the LHC*, Phys. Lett. B **716**, 30 (2012) [arXiv:1207.7235 [hep-ex]].
- [2] G. Aad *et al.* [ATLAS Collaboration], *Observation of a new particle in the search for the Standard Model Higgs boson with the ATLAS detector at the LHC*, Phys. Lett. B **716**, 1 (2012) [arXiv:1207.7214 [hep-ex]].
- [3] S. Hannestad, *Neutrino masses and the dark energy equation of state: Relaxing the cosmological neutrino mass bound*, Phys. Rev. Lett. **95**, 221301 (2005) [astro-ph/0505551].
- [4] S. Hannestad, *Neutrino physics from precision cosmology*, Prog. Part. Nucl. Phys. **65**, 185 (2010) [arXiv:1007.0658 [hep-ph]].
- [5] E. Komatsu *et al.* [WMAP Collaboration], *Five-Year Wilkinson Microwave Anisotropy Probe (WMAP) Observations: Cosmological Interpretation*, Astrophys. J. Suppl. **180**, 330 (2009) [arXiv:0803.0547 [astro-ph]].
- [6] S. Weinberg, *Baryon and Lepton Nonconserving Processes*, Phys. Rev. Lett. **43**, 1566 (1979).

- [7] P. Minkowski, *Mu \rightarrow E Gamma At A Rate Of One Out Of 1-Billion Muon Decays?*, Phys. Lett. B **67**, 421 (1977).
- [8] T. Yanagida, in *Proceedings of the Workshop on the Unified Theory and the Baryon Number in the Universe* (O. Sawada and A. Sugamoto, eds.), KEK, Tsukuba, Japan, 1979, p. 95.
- [9] M. Gell-Mann, P. Ramond, and R. Slansky, *Complex spinors and unified theories*, in *Supergravity* (P. van Nieuwenhuizen and D. Z. Freedman, eds.), North Holland, Amsterdam, 1979, p. 315.
- [10] S. L. Glashow, *The future of elementary particle physics*, in *Proceedings of the 1979 Cargèse Summer Institute on Quarks and Leptons* (M. Lévy, J.-L. Basdevant, D. Speiser, J. Weyers, R. Gastmans, and M. Jacob, eds.), Plenum Press, New York, 1980, pp. 687–713.
- [11] R. Adhikari and A. Raychaudhuri, *Light neutrinos from massless texture and below TeV seesaw scale*, Phys. Rev. D **84**, 033002 (2011) [arXiv:1004.5111 [hep-ph]].
- [12] J. Kersten and A. Y. Smirnov, *Right-Handed Neutrinos at LHC and the Mechanism of Neutrino Mass Generation*, Phys. Rev. D **76**, 073005 (2007) [arXiv:0705.3221 [hep-ph]].
- [13] A. Pilaftsis, *Radiatively induced neutrino masses and large Higgs neutrino couplings in the standard model with Majorana fields*, Z. Phys. C **55**, 275 (1992) [hep-ph/9901206].
- [14] R. N. Mohapatra and J. W. F. Valle, *Neutrino Mass and Baryon Number Nonconservation in Superstring Models*, Phys. Rev. D **34**, 1642 (1986).
- [15] P. Bandyopadhyay, E. J. Chun, H. Okada and J. -C. Park, *Higgs Signatures in Inverse Seesaw Model at the LHC*, arXiv:1209.4803 [hep-ph].
- [16] P. S. B. Dev, R. Franceschini and R. N. Mohapatra, *Bounds on TeV Seesaw Models from LHC Higgs Data*, arXiv:1207.2756 [hep-ph].
- [17] A. Das and N. Okada, *Inverse Seesaw Neutrino Signatures at LHC and ILC*, arXiv:1207.3734 [hep-ph].
- [18] S. Antusch, M. Blennow, E. Fernandez-Martinez and J. Lopez-Pavon, *Probing non-unitary mixing and CP-violation at a Neutrino Factory*, Phys. Rev. D **80**, 033002 (2009) [arXiv:0903.3986 [hep-ph]].
- [19] S. Goswami and T. Ota, *Testing non-unitarity of neutrino mixing matrices at neutrino factories*, Phys. Rev. D **78**, 033012 (2008) [arXiv:0802.1434 [hep-ph]].
- [20] E. Fernandez-Martinez, M. B. Gavela, J. Lopez-Pavon and O. Yasuda, *CP-violation from non-unitary leptonic mixing*, arXiv:hep-ph/0703098.
- [21] D. V. Forero, S. Morisi, M. Tortola and J. W. F. Valle, *Lepton flavor violation and non-unitary lepton mixing in low-scale type-I seesaw*, JHEP **1109** (2011) 142 [arXiv:1107.6009 [hep-ph]];

- [22] A. Ilakovac and A. Pilaftsis, *Flavor violating charged lepton decays in seesaw-type models*, Nucl. Phys. B **437**, 491 (1995) [hep-ph/9403398].
- [23] S. Antusch, S. Blanchet, M. Blennow and E. Fernandez-Martinez, *Non-unitary Leptonic Mixing and Leptogenesis*, JHEP **1001**, 017 (2010) [arXiv:0910.5957 [hep-ph]].
- [24] W. Rodejohann, *Non-Unitary Lepton Mixing Matrix, Leptogenesis and Low Energy CP Violation*, Europhys. Lett. **88**, 51001 (2009) [arXiv:0903.4590 [hep-ph]].
- [25] P. -H. Gu and U. Sarkar, *Leptogenesis with Linear, Inverse or Double Seesaw*, Phys. Lett. B **694**, 226 (2010) [arXiv:1007.2323 [hep-ph]].
- [26] H. Zhang and S. Zhou, *The Minimal Seesaw Model at the TeV Scale*, Phys. Lett. B **685** (2010) 297 [arXiv:0912.2661 [hep-ph]].
- [27] M. Hirsch, S. Morisi and J. W. F. Valle, *A4-based tri-bimaximal mixing within inverse and linear seesaw schemes*, Phys. Lett. B **679**, 454 (2009) [arXiv:0905.3056 [hep-ph]].
- [28] S. F. King, *Atmospheric and solar neutrinos with a heavy singlet*, Phys. Lett. B **439**, 350 (1998) [arXiv:hep-ph/9806440].
- [29] M. Raidal and A. Strumia, *Predictions of the most minimal seesaw model*, Phys. Lett. B **553**, 72 (2003) [hep-ph/0210021].
- [30] R. Barbieri, T. Hambye and A. Romanino, *Natural relations among physical observables in the neutrino mass matrix*, JHEP **0303**, 017 (2003) [arXiv:hep-ph/0302118].
- [31] A. Ibarra and G. G. Ross, *Neutrino phenomenology: The case of two right-handed neutrinos*, Phys. Lett. B **591**, 285 (2004) [arXiv:hep-ph/0312138].
- [32] M. B. Gavela, T. Hambye, D. Hernandez and P. Hernandez, *Minimal Flavour Seesaw Models*, JHEP **0909**, 038 (2009) [arXiv:0906.1461 [hep-ph]].
- [33] J. A. Casas, V. Di Clemente, A. Ibarra and M. Quiros, *Massive neutrinos and the Higgs mass window*, Phys. Rev. D **62** (2000) 053005 [hep-ph/9904295].
- [34] I. Gogoladze, N. Okada and Q. Shafi, *Higgs Boson Mass Bounds in the Standard Model with Type III and Type I Seesaw*, Phys. Lett. B **668** (2008) 121 [arXiv:0805.2129 [hep-ph]].
- [35] M. Shaposhnikov and C. Wetterich, *Asymptotic safety of gravity and the Higgs boson mass*, Phys. Lett. B **683**, 196 (2010) [arXiv:0912.0208 [hep-th]];
- [36] M. Holthausen, K. S. Lim and M. Lindner, *Planck scale Boundary Conditions and the Higgs Mass*, JHEP **1202**, 037 (2012) [arXiv:1112.2415 [hep-ph]].
- [37] W. Rodejohann and H. Zhang, *Impact of massive neutrinos on the Higgs self-coupling and electroweak vacuum stability*, JHEP **1206**, 022 (2012) [arXiv:1203.3825 [hep-ph]].
- [38] J. Chakraborty, M. Das and S. Mohanty, *Constraints on TeV scale Majorana neutrino phenomenology from the Vacuum Stability of the Higgs*, arXiv:1207.2027 [hep-ph].

- [39] M. Malinsky, T. Ohlsson, Z. z. Xing and H. Zhang, *Non-unitary neutrino mixing and CP violation in the minimal inverse seesaw model*,
Phys. Lett. B **679**, 242 (2009) [arXiv:0905.2889 [hep-ph]].
- [40] L. -J. Hu, S. Dulat and A. Ablat, *Neutrino masses and flavor mixing in the Extended Double Seesaw Model with two texture zeros*,
Eur. Phys. J. C **71**, 1772 (2011).
- [41] S. K. Kang and C. S. Kim, *Extended double seesaw model for neutrino mass spectrum and low scale leptogenesis*,
Phys. Lett. B **646**, 248 (2007). [hep-ph/0607072].
- [42] F. Bazzocchi, *Minimal Dynamical Inverse See Saw*,
Phys. Rev. D **83**, 093009 (2011) [arXiv:1011.6299 [hep-ph]].
- [43] P. S. B. Dev and A. Pilaftsis, *Minimal Radiative Neutrino Mass Mechanism for Inverse Seesaw Models*,
arXiv:1209.4051 [hep-ph].
- [44] W. Grimus and L. Lavoura, *The seesaw mechanism at arbitrary order: Disentangling the small scale from the large scale*,
JHEP **0011**, 042 (2000) [arXiv:hep-ph/0008179].
- [45] D. V. Forero, M. Tortola and J. W. F. Valle, *Global status of neutrino oscillation parameters after Neutrino-2012*,
Phys. Rev. D **86**, 073012 (2012) [arXiv:1205.4018 [hep-ph]].
- [46] M. B. Einhorn and D. R. T. Jones, *The Effective potential and quadratic divergences*,
Phys. Rev. D **46**, 5206 (1992).
- [47] M. -x. Luo and Y. Xiao, *Two loop renormalization group equations in the standard model*,
Phys. Rev. Lett. **90**, 011601 (2003) [hep-ph/0207271].
- [48] M. E. Machacek and M. T. Vaughn, *Two Loop Renormalization Group Equations in a General Quantum Field Theory. 1. Wave Function Renormalization*,
Nucl. Phys. B **222**, 83 (1983).
- [49] M. E. Machacek and M. T. Vaughn, *Two Loop Renormalization Group Equations in a General Quantum Field Theory. 2. Yukawa Couplings*,
Nucl. Phys. B **236**, 221 (1984).
- [50] M. E. Machacek and M. T. Vaughn, *Two Loop Renormalization Group Equations in a General Quantum Field Theory. 3. Scalar Quartic Couplings*,
Nucl. Phys. B **249**, 70 (1985).
- [51] [Tevatron Electroweak Working Group and CDF and D0 Collaborations], *Combination of CDF and D0 results on the mass of the top quark using up to 5.8 fb⁻¹ of data*,
arXiv:1107.5255 [hep-ex].
- [52] S. Bethke, *The 2009 World Average of alpha(s)*,
Eur. Phys. J. C **64**, 689 (2009) [arXiv:0908.1135 [hep-ph]].
- [53] K. Melnikov and T. v. Ritbergen, *The Three loop relation between the MS-bar and the pole quark masses*,
Phys. Lett. B **482** (2000) 99 [hep-ph/9912391].

- [54] R. Hempfling and B. A. Kniehl, *On the relation between the fermion pole mass and MS Yukawa coupling in the standard model*,
Phys. Rev. D **51** (1995) 1386 [hep-ph/9408313].
- [55] A. Sirlin and R. Zucchini, *Dependence Of The Quartic Coupling $H(m)$ On $M(h)$ And The Possible Onset Of New Physics In The Higgs Sector Of The Standard Model*,
Nucl. Phys. B **266** (1986) 389.
- [56] S. Antusch, J. Kersten, M. Lindner and M. Ratz, *Neutrino mass matrix running for nondegenerate seesaw scales*,
Phys. Lett. B **538**, 87 (2002) [hep-ph/0203233].
- [57] J. A. Casas, J. R. Espinosa and M. Quiros, *Improved Higgs mass stability bound in the standard model and implications for supersymmetry*,
Phys. Lett. B **342**, 171 (1995) [hep-ph/9409458].
- [58] J. A. Casas, J. R. Espinosa and M. Quiros, *Standard model stability bounds for new physics within LHC reach*,
Phys. Lett. B **382**, 374 (1996) [hep-ph/9603227].
- [59] D. N. Dinh, A. Ibarra, E. Molinaro and S. T. Petcov, *The $\mu - e$ Conversion in Nuclei, $\mu \rightarrow e\gamma$, $\mu \rightarrow 3e$ Decays and TeV Scale See-Saw Scenarios of Neutrino Mass Generation*,
JHEP **1208** (2012) 125 [arXiv:1205.4671 [hep-ph]]; A. Ibarra, E. Molinaro and S. T. Petcov, *Low Energy Signatures of the TeV Scale See-Saw Mechanism*, Phys. Rev. D **84** (2011) 013005 [arXiv:1103.6217 [hep-ph]].
- [60] V. Cirigliano, B. Grinstein, G. Isidori and M. B. Wise, *Minimal flavor violation in the lepton sector*,
Nucl. Phys. B **728**, 121 (2005) [hep-ph/0507001].
- [61] J. Beringer *et al.* (Particle Data Group), Phys. Rev. **D86**, 010001 (2012).
- [62] D. Tommasini, G. Barenboim, J. Bernabeu and C. Jarlskog, *Nondecoupling of heavy neutrinos and lepton flavor violation*,
Nucl. Phys. B **444**, 451 (1995) [hep-ph/9503228].
- [63] J. Adam *et al.* [MEG Collaboration], *New limit on the lepton-flavour violating decay $\mu^+ \rightarrow e^+\gamma$* ,
Phys. Rev. Lett. **107** (2011) 171801 [arXiv:1107.5547 [hep-ex]].
- [64] P. Achard *et al.* [L3 Collaboration], *Search for heavy isosinglet neutrino in e^+e^- annihilation at LEP*,
Phys. Lett. B **517**, 67 (2001) [hep-ex/0107014].
- [65] M. Z. Akrawy *et al.* [OPAL Collaboration], *Limits on neutral heavy lepton production from $Z0$ decay*,
Phys. Lett. B **247**, 448 (1990).
- [66] O. Adriani *et al.* [L3 Collaboration], *Search for isosinglet neutral heavy leptons in $Z0$ decays*,
Phys. Lett. B **295**, 371 (1992).
- [67] P. Abreu *et al.* [DELPHI Collaboration], *Search for neutral heavy leptons produced in Z decays*,
Z. Phys. C **74**, 57 (1997) [Erratum-ibid. C **75**, 580 (1997)].
- [68] V. De Romeri and M. Hirsch, *Sneutrino Dark Matter in Low-scale Seesaw Scenarios*,
arXiv:1209.3891 [hep-ph].

- [69] M. Mitra, G. Senjanovic and F. Vissani, *Neutrinoless Double Beta Decay and Heavy Sterile Neutrinos*,
Nucl. Phys. B **856**, 26 (2012) [arXiv:1108.0004 [hep-ph]].
- [70] J. Chakraborty, H. Z. Devi, S. Goswami and S. Patra, *Neutrinoless double- β decay in TeV scale Left-Right symmetric models*,
JHEP **1208**, 008 (2012) [arXiv:1204.2527 [hep-ph]].