

Analysis on RXTE, INTEGRAL and ROTSE III observations of the X-ray Pulsar 4U 1907+09

Şeyda Şahiner*

Middle East Technical University

E-mail: seyda@astroa.physics.metu.edu.tr

Sıtkı Çağdaş İnam

Başkent University

E-mail: inam@baskent.edu.tr

Altan Baykal

Middle East Technical University

E-mail: altan@astroa.physics.metu.edu.tr

Ümit Kızıloğlu

Middle East Technical University

E-mail: umk@astroa.physics.metu.edu.tr

In this paper we present our recent timing and spectral analysis of the X-ray pulsar 4U 1907+09. Our X-ray data consist of an extended set of RXTE & INTEGRAL observations that were analyzed before (Şahiner et al. 2012). From the X-ray observations we extend the pulse period history of the source and obtain a revised orbital distribution of the X-ray dips. Using ROTSE III optical observations, we present the long term optical light curve of the source to have an understanding of long term optical behaviour.

An INTEGRAL view of the high-energy sky (the first 10 years) - 9th INTEGRAL Workshop and celebration of the 10th anniversary of the launch

15-19 October 2012

Bibliothèque Nationale de France, Paris, France

*Speaker.

1. Introduction

4U 1907+09 contains an accretion powered X-ray pulsar and a blue supergiant companion star. The eccentricity and orbital period of the system are ~ 0.28 and ~ 8.3753 days respectively (in 't Zand et al. 1998). As 4U 1907+09 shows two phase locked flares per orbit separated by $\simeq 0.5$ in orbital phase, the companion star was thought to be of *Be* type and the compact object passing through a circumstellar disk of the equatorial plane of this companion (Iye 1986, Cook & Page 1987). However optical (Cox et al. 2005) and infrared (Nespoli et al. 2008) observations showed that the companion could be classified as an O8 - O9 Ia supergiant with a minimum distance of ~ 5 kpc.

The spin period of 4U 1907+09 was first measured as ~ 437.5 s using *Tenma* observations (Makishima et al. 1984). After the pulsar had been observed to be steadily spinning down until 1998 with an average rate of $\dot{\nu} = -3.54 \times 10^{-14}$ Hz s $^{-1}$, *RXTE* observations showed that the spin rate got lower by a factor of ~ 0.60 (Baykal et al. 2006). From *INTEGRAL* observations, it was found that the spin period had reached a maximum of ~ 441.3 s then, a torque reversal occurred and the source began to spin up with a rate of 2.58×10^{-14} Hz s $^{-1}$ after 2004 May (Fritz et al. 2006). Recent measurements (see Şahiner et al. (2012) and references therein) have indicated that 4U 1907+09 has returned to a new spin-down phase which is similar to the previous spin-down with a rate of -3.59×10^{-14} Hz s $^{-1}$.

4U 1907+09 is a source showing irregular flaring and dipping episodes. in 't Zand et al. (1997) reported that $\sim 20\%$ of observations show a dip state with no detectable pulsed emission. The presence of dipping states are thought to be related with the cessation of the accretion from an inhomogeneous wind of the companion star.

In this paper we extend previous timing and spectral analysis of *RXTE* & *INTEGRAL* observations (see Şahiner et al. (2012) and references therein). Using *ROTSE III*d optical observations, we also present the long term optical light curve of the source. In the next section, we present observations. In Section 3, we discuss our analysis and conclude.

2. Observations

2.1 RXTE and INTEGRAL

In this paper, we present results of the analysis of 118 pointed *RXTE*-PCA between 2007 June and 2011 December each with an exposure of ~ 2 ks. 98 of these observations was previously analyzed (see Şahiner et al. (2012) and references therein). Along with the *RXTE*-PCA data, we also use the previous analysis results of *INTEGRAL* observations (Şahiner et al. 2012) between 2005 October and 2007 November.

For the recent 20 *RXTE*-PCA observations, we use the same data selection criteria as before by Şahiner et al. (2012): For spectral analysis, we only use data obtained from PCU 2 in order to avoid probable problems due to calibration differences between the detectors, but we do not make any PCU selection for the timing analysis since the loss of propane layers of PCU 0 and PCU 1 do not affect high resolution timing.

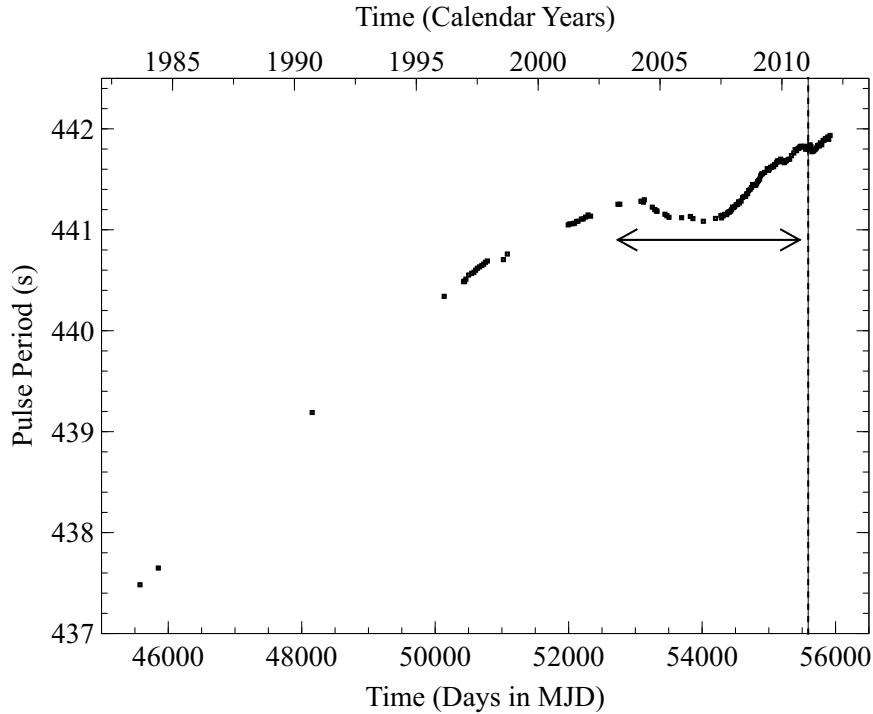


Figure 1: Pulse period history of 4U 1907+09. The measurements with *RXTE* and *INTEGRAL* in this work and previous studies (see Şahiner et al. (2012) and references therein) are included. The pulse period values calculated in this study lie on the right of the vertical dashed line. Horizontal line with arrows indicates time span of the ROTSE observations of the source.

The standard software tools of *HEASOFT v. 6.10* are used for the analysis of PCA data. Background spectra and light curves are generated by the latest PCA background estimator models supplied by the *RXTE* Guest Observer Facility (GOF), Epoch 5C.

2.2 ROTSE

The optical data were obtained with Robotic Optical Transient Experiment ¹ (ROTSE IIIId) located at Bakırlitepe, Antalya, Turkey². ROTSE IIIId operates without filters thus have a passband peaking around 550nm (Akerlof et al. 2003). Optical analysis is performed for the daily observations of the source between 2004 July and 2010 September. Approximately 1700 CCD frames with 20 second exposure time are used. All images are automatically dark and flat field corrected by a data extraction pipeline of ROTSE IIIId (Akerlof et al. 2003). Instrumental magnitudes are obtained using aperture photometry on the observed CCD frames. ROTSE magnitudes are calibrated by comparing all the field stars against the USNO A2.0 R-band catalog. Barycentric corrections are applied to the times of each observation by using JPL DE200 ephemerides. Details on the reduction pipeline of data were described in Kızıloğlu et al. (2005).

¹<http://www.rotse.net>

²<http://www.tug.tubitak.gov.tr>

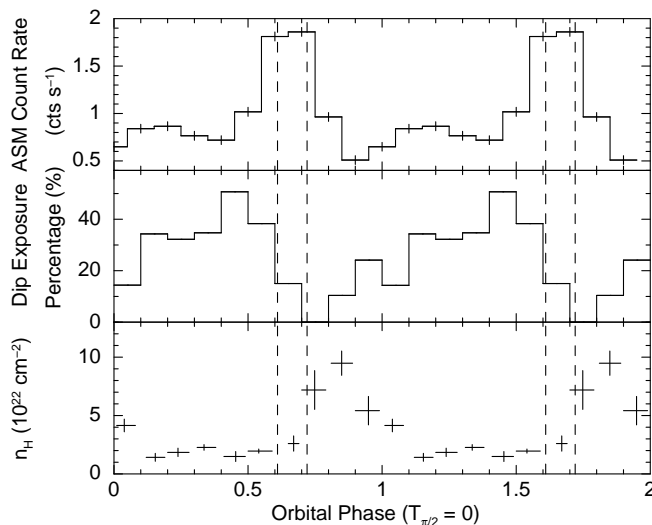


Figure 2: ASM light curve folded at the orbital period (top panel), the percentage of dip exposure times to the total exposure through the binary orbit (middle panel) and variation of n_H from non-dipping observations (bottom panel; see also Figure 5 of Şahiner et al. 2012)). The vertical dashed lines correspond to the time of periastron passage within 1σ . This figure is a revised version of Figure 8 by Şahiner et al. (2012) including new dipping states.

3. Analysis

For timing analysis, 1 s binned background and solar barycenter corrected *RXTE*-PCA light curve of the source is used to extend the analysis explained by Şahiner et al. (2012). These light curves are also corrected to account for the binary motion of 4U 1907+09 using the binary orbital parameters (in 't Zand et al. 1998). Dips from the light curves are also eliminated.

Pulse periods for 4U 1907+09 are found by folding the time series on statistically independent trial periods (Leahy et al. 1983) and template pulses are generated from these observations by folding the data on the period giving maximum χ^2 . Each pulse profile which is represented by its Fourier harmonics (Deeter & Boynton 1985) contains 20 phase bins. We obtain pulse arrival times from the cross-correlation between template and pulse profiles obtained in each ~ 2 ks observation.

To obtain the pulse period of the source, we continue to fit newer pulse arrival pairs to a linear model as Şahiner et al. (2012) did before for the previous observations and estimate the pulse period values at the mid-time of the observations. The pulse period history of the source is presented in Figure 1 including results of analysis of this paper and the other *RXTE* and *INTEGRAL* papers (see Şahiner et al. (2012) and references therein).

As an extension to the dipping state analysis of Şahiner et al. (2012), we add 12 dipping states from the most recent *RXTE*-PCA observations (proposal ID: P96366) and revise Figure 8 of that study (see Figure 2).

Finally to investigate the long term optical variability of the source we construct the long term optical light curve of the source using *ROTSE III*d observations (see Figure 3). Time span of these observations is indicated in Figure 1. In Figure 3, we also include long term pulse frequency history of the source to see whether there is any correlation between the spin rate and the optical light curve

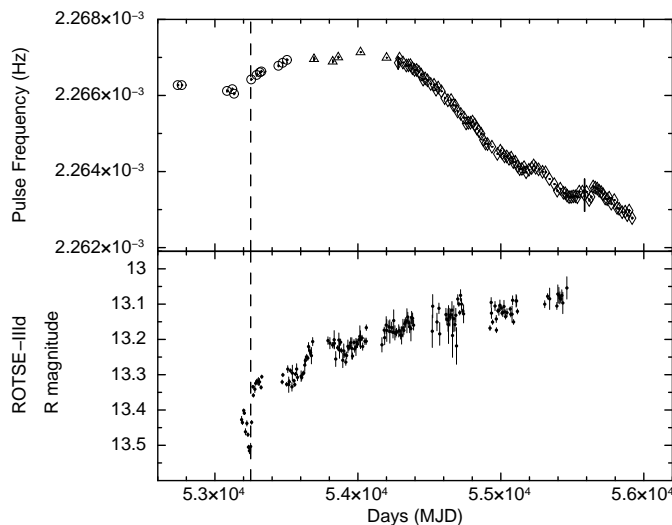


Figure 3: Long term spin frequency history (top panel) and 7-day averaged long term *ROTSE III d* light curve (bottom panel) of 4U 1907+09. Vertical dashed line indicates the time around when the the optical luminosity of the source drops and this drop is restored quickly.

of the source or not.

4. Conclusion

From the timing analysis, we find that long term spin-down trend of the source continues (see Figure 1).

The percentage of exposure time spent in dipping is reduced from 28 to 24 per cent since the recently analyzed set of observations includes less dipping episodes (see Figure 2). The orbital dependence of dip occurrence stated by Şahiner et al. (2012) is preserved, i.e. dipping states are frequently observed between the orbital phases through 0.1 to 0.6 and they are not observed between phases 0.7 and 0.8.

Although a direct spectral study of the dips with *RXTE* is not possible because of the diffuse galactic emission background, comparing the orbital dependence of dipping with the spectral results of non-dipping observations (see the bottom panel of Figure 2) an anti-correlation is recognized, such that the absence of dips matches with the orbital phases when n_H is maximum just after the periastron passage and frequently dipping phases match with the times of minimum n_H . This result implies that the dipping states are not due to increased absorption, in fact it supports the idea that the dips arise from the clumpy nature of the companion wind. As the pulsar passes through low-density regions of the wind, the accretion rate decreases, the Alfvén radius increases and accretion stops when the source enters the propeller regime. The frequent dipping states observed after the apastron until the periastron, are candidate episodes for transition to a temporary propeller state due to accretion from the clumpy wind.

A recent study on the dipping episodes of 4U 1907+09 observed by *Suzaku* (Doroshenko et al. 2012) reveals that the pulsations are sustained during these episodes. This fact implies that the accretion does not stop completely, while a change in the accretion regime might be responsible for

the decrease in the source flux. These authors also put a different approach forward by considering transient flaring episodes rather than transient dipping episodes and explained the flare-like events between consecutive dips by the gated accretion scenario proposed to explain the flares in SFXTs (Bozzo et al. 2008). The timescales and orbital phase dependence of flaring activity in 4U 1907+09 are similar to that of SFXTs, however the dipping states are shorter and brighter when compared to quiescence emission from SXFTs. The distinguishing property responsible for the difference is the compactness of the binary system, that is the compactness of 4U 1907+09 compared to SFXTs, causes relatively bright dipping episodes rather than deep quiescent episodes. Doroshenko et al. (2012) regards 4U 1907+09 as an intermediate system between the SFXTs and the persistent systems suggesting that it might be a missing link between the classes.

From the optical observations, we find that the optical luminosity of the source drops and this drop is restored quickly around MJD ~ 53250 when the source switches from an almost constant spin period phase to a spin-up phase (see Figure 3). Moreover, besides this short term variation, it is found that the optical luminosity of the source steadily increases and this trend does not alter whether the source spins up or down.

Acknowledgment

We acknowledge support from TÜBİTAK, the Scientific and Technological Research Council of Turkey through the research project TBAG 109T748.

References

- [1] Akerlof C. W., Kehoe R. L., McKay T. A., et al. 2003, PASP, 115, 132
- [2] Baykal A., İnam S. Ç., Beklen E., 2006, MNRAS, 369, 1760
- [3] Bozzo E., Falanga M., & Stella L. 2008, ApJ, 683, 1031
- [4] Cook M. C., Page C. G., 1987, MNRAS, 225, 381
- [5] Cox N. L. J., Kaper L., Mokiem M. R., 2005, A&A, 436, 661
- [6] Deeter J. E., Boynton P. E., 1985, in Hayakawa S. and Nagase F., Proc. Inuyama Workshop: Timing Studies of X-Ray Sources, p.29, Nagoya Univ., Nagoya
- [7] Doroshenko V., Santangelo A., Ducci L. & Klochkov D., 2012, A&A, 548, 19
- [8] Fritz S., Kreykenbohm I., Wilms J. et al., 2006, A&A, 458, 885
- [9] in 't Zand J. J. M., Strohmayer T. E., Baykal A., 1997, ApJ, 479, L47
- [10] in 't Zand J. J. M., Baykal A., Strohmayer T. E., 1998, ApJ, 496, 386
- [11] Iye M., 1986, PASJ, 38, 463
- [12] Leahy D. A., Darbro W., Elsner R. F., Weisskopf M. C., Kahn S., Sutherland P. G., Grindlay J. E., 1983, ApJ, 266, 160
- [13] Makishima K., Kawai N., Koyama K., Shibasaki N., 1984, PASJ, 36, 679
- [14] Kızıloğlu U., Kızıloğlu N., & Baykal A. 2005, AJ, 130, 2766
- [15] Nespoli E., Fabregat J., Mennickent R. E., 2008, A&A, 486, 911
- [16] Şahiner Ş., İnam S.Ç., Baykal A., 2012, MNRAS, 421, 2079