

# The Baade-Becker-Wesselink technique and the fundamental astrophysical parameters of Cepheids

Alexey S. Rastorguev<sup>1</sup>, Andrey K. Dambis<sup>1</sup>, Marina V. Zabolotskikh<sup>1</sup>, Leonid N. Berdnikov<sup>1</sup>, and Natalia A. Gorynya<sup>1</sup>

<sup>1</sup>Lomonosov Moscow State University,  
Sternberg Astronomical Institute,  
13 Universitetskii prospect, Moscow, 119992 Russia  
email: rastor@sai.msu.ru

**Abstract.** The BBW method remains one of most demanded tool to derive full set of Cepheid astrophysical parameters. Surface brightness version of the BBW technique was preferentially used during last decades to calculate Cepheid radii and to improve PLC relations. Its implementation requires a priory knowledge of Cepheid reddening value. We propose a new version of the Baade–Becker–Wesselink technique, which allows one to independently determine the colour excess and the intrinsic colour of a radially pulsating star, in addition to its radius, luminosity, and distance. It is considered to be a generalization of the Balona light curve modelling approach. The method also allows the function  $F(CI_0) = BC(CI_0) + 10 \times \log(T_{eff}(CI_0))$  for the class of pulsating stars considered to be calibrated. We apply this technique to a number of classical Cepheids with very accurate light and radial-velocity curves. The new technique can also be applied to other pulsating variables, e.g. RR Lyraes. We discuss also possible dependence of the projection factor on the pulsation phase.

**Keywords.** Distance scale, Cepheid radii, reddenings and luminosities, period - luminosity relation, projection factor.

---

## 1. Introduction

Classical Cepheids are the key standard candles, which are used to set the zero point of the extragalactic distance scale (Freedman et al 2001) and also serve as young-population tracers of great importance (Binney and Merrifield 1998). They owe their popularity to their high luminosities and photometric variability (which make them easy to identify and observe even at large distances) and the fact that the luminosities, intrinsic colours, and ages of these stars are closely related to such an easy to determine quantity as the variability period.

It would be best to calibrate the Cepheid period-luminosity (PL), period-colour (PC), and period-luminosity-colour relations via distances based on trigonometric parallaxes, however, the most precisely measured parallaxes of even the nearest Cepheids remain insufficiently accurate and, more importantly, they may be fraught with so far uncovered systematic errors. Here the Baade–Becker–Wesselink method (Baade 1926, Becker 1940, Wesselink 1946) comes in handy, because it allows the Cepheid distances (along with the physical parameters of these stars) to be inferred, thereby providing an independent check for the results based on geometric methods (e.g., trigonometric and statistical parallax). Surface brightness technique was used most frequently and effectively during last decades. It is based on the relation between so called limb-darkened surface brightness parameter

and the Cepheid normal colour (Barnes and Evans 1976). Moreover, it critically depends on the adopted reddening value.

Cepheid reddenings can be estimated from the intermediate- and wide-band photometric observations (including multicolour PL relations) and from the spectroscopic data (Dean, Warren and Cousins 1978, Fernie 1987, Fernie 1990, 1994, Fernie et al. 1995, Berdnikov, Vozyakova and Dambis 1996, Berdnikov, Dambis and Vozyakova 2000, Andrievsky et al. 2002a, b, Kovtyukh et al. 2008, Kim, Moon and Yushchenko 2011). All these methods use proper calibrations and relationships between key stellar parameters. However, there exist large (up to  $0.2^m$ ) scatter in the estimates of the colour excess of the individual Cepheid, and the structure of the Cepheid instability strip is still vague. In the review on the Hubble constant and the Cepheid distance scale Madore and Freedman (1991) noted that “...any attempt to disentangle the effects of differential reddening and true color deviations within the instability strip must rely first on a precise and thoroughly independent determination of the intrinsic structure of the period-luminosity-color relation.” And next: “...independent reddenings and distances to individual calibrator Cepheids must be available.”

It should also be noted that the reliable values of the colour excess and of the total-to-selective extinction ratio, say,  $A_V/E(V - I)$ , are extremely important when we use Wesenheit function to derive Cepheid luminosities from precise trigonometric parallaxes (Groenewegen and Oudmaijer 2000, Sandage et al. 2006, van Leeuwen et al. 2007). To convert Wesenheit index  $W_{VI}$ , to the absolute magnitude,  $M_V$ , intrinsic colour of the Cepheid,  $(V - I)_0$ , and proper value of  $A_V/E(V - I)$  are needed. We suppose that self-consistent and independent reddening estimates for individual Cepheid can reduce underestimated systematical errors induced by large variations of the absorption law (Fitzpatrick and Massa 2007) and even can result in  $A_\lambda$  law in optics and NIR. Therefore, the search for independent estimates of the Cepheid reddenings is still actual, and this was our primary aim.

Both BBW techniques – surface brightness (radii variation modelling) and maximum likelihood (light curve modelling) – are based on the same astrophysical background but make use somewhat different calibrations (limb-darkened surface brightness parameter, bolometric correction – effective temperature pair) on the normal colour. Here we propose a generalization of the Balona (1977) light curve modelling technique, which allows one to independently determine not only the star’s distance and physical parameters, but also the amount of interstellar reddening, and even calibrate the dependence of a linear combination of the bolometric correction and effective temperature on intrinsic colour (Rastorguev and Dambis 2011).

## 2. Theoretical background

We now briefly outline the method. First, the bolometric luminosity of a star at any time instant is given by the following relation, which immediately follows from the Stefan–Boltzmann law:

$$L/L_\odot = (R/R_\odot)^2 \times (T/T_\odot)^4. \quad (2.1)$$

Here  $L$ ,  $R$ , and  $T$  are the star’s current bolometric luminosity, radius, and effective temperature, respectively, and the  $\odot$  subscript denotes the corresponding solar values. Given that the bolometric absolute magnitude  $M_{bol}$  is related to bolometric luminosity as

$$M_{bol} = M_{bol\odot} - 2.5 \times \log(L/L_\odot),$$

we can simply derive from Eq. (2.1):

$$M_{bol} - M_{bol\odot} = -5 \times \log(R/R_{\odot}) - 10 \times \log(T/T_{\odot}) \quad (2.2)$$

Now, the bolometric absolute magnitude  $M_{bol}$  can be written in terms of the absolute magnitude  $M$  in some photometric band and the corresponding bolometric correction  $BC$ :

$$M_{bol} = M + BC,$$

and the absolute magnitude  $M$  can be written as:

$$M = m - A - 5 \times \log(d/10 \text{ pc}).$$

Here  $m$ ,  $A$ , and  $d$  are the star's apparent magnitude and interstellar extinction in the corresponding photometric band, respectively, and  $d$  is the heliocentric distance of the star in pc. We can therefore rewrite Eq. (2.2) as follows:

$$m = A + 5 \times \log(d/10 \text{ pc}) + M_{bol\odot} + 10 \times \log(T_{\odot}) - 5 \times \log(R/R_{\odot}) - BC - 10 \times \log(T). \quad (2.3)$$

Let us introduce the function  $F(CI_0) = BC + 10 \times \log(T)$ , the apparent distance modulus  $(m - M)_{app} = A + 5 \times \log(d/10 \text{ pc})$ , and rewrite Eq. (2.3) as the light curve model:

$$m = Y - 5 \times \log(R/R_{\odot}) - F. \quad (2.4)$$

where constant

$$Y = (m - M)_{app} + M_{bol\odot} + 10 \times \log(T_{\odot}).$$

We now recall that interstellar extinction  $A$  can be determined from the colour excess  $CE$  as  $A = R_{\lambda} \times CE$ , where  $R_{\lambda}$  is the total-to-selective extinction ratio for the passband-colour pair considered, whereas  $M_{bol\odot}$ ,  $R_{\odot}$ , and  $T_{\odot}$  are rather precisely known quantities. The quantity  $F(CI_0) = BC + 10 \times \log(T)$  is a function of intrinsic colour index  $CI_0 = CI - CE$ . Balona (1977) used a very crude approximation for the effective temperature and bolometric correction, reducing the right-hand of the light curve model (2.4) to the linear function of the observed colour, with the coefficients containing the colour excess in a latent form.

The key point of our approach is that the values of function  $F$  are computed from the already available calibrations of bolometric correction  $BC(CI_0)$  and effective temperature  $\log T(CI_0)$  (Flower 1996, Bessel, Castelli and Plez 1998, Alonso, Arribas and Martinez-Roger 1999, Sekiguchi and Fukugita 2000, Ramirez and Melendez 2005, Biazzo et al. 2007, Gonzalez Hernandez and Bonifacio 2009). These calibrations are expressed as high-order power series in the intrinsic colour:

$$F(CI_0) = a_0 + \sum_{k=1}^N a_k \cdot CI_0^k, \quad (2.5)$$

with known  $\{a_k\}$  and  $N$  amounting to 7; in some cases the decomposition also includes the metallicity ( $[Fe/H]$ ) and/or gravity ( $\log g$ ) terms.

As for the star's radius  $R$ , its current value can be determined by integrating the star's radial-velocity curve over time ( $dt = (P/2\pi) \cdot d\varphi$ ):

$$R(t) - R_0 = -PF \cdot \int_{\varphi_0}^{\varphi} (V_r(t) - V_{\gamma}) \cdot (P/2\pi) \cdot d\varphi,$$

where  $R_0$  is the radius value at the phase  $\varphi_0$  (we use mean radius,  $\langle R \rangle = (R_{min} +$

$R_{max})/2$ );  $V_\gamma$ , the systemic radial velocity;  $\varphi$ , the current phase of the radial velocity curve;  $P$ , the star’s pulsation period, and  $PF$  is the projection factor that accounts for the difference between the pulsation and radial velocities. Given the observables (light curve – apparent magnitudes  $m$ , colour curve – apparent colour indices  $CI$ , and radial velocity curve –  $V_r$ ) and known quantities for the Sun, we end up with the following unknowns: distance  $d$ , mean radius  $\langle R \rangle$ , and colour excess  $CE$ , which can be simply found by the maximum likelihood technique (nonlinear optimization).

In the case of Cepheids with large amplitudes of light and colour curves ( $\Delta CI \geq 0.4^m$ ) it is also possible to apply a more general technique by setting the expansion coefficients  $\{a_k\}$  in Eq. (2.5) free and treating them as unknowns. We expanded the function  $F = BC + 10 \times \log(T)$  in Eq. (2.4) into a power series about the intrinsic colour index  $CI_0^{st}$  of a well-studied “standard” star (e.g.,  $\alpha$  Per or some other bright star) with accurately known  $T^{st}$ :

$$F = BC^{st} + 10 \times \log(T^{st}) + \sum_{k=1}^N a_k \cdot (CI - CE - CI_0^{st})^k \quad (2.6)$$

The best fit to the light curve is provided with the optimal expansion order  $N \simeq 5 - 9$ . We use this modification to calculate the physical parameters and reddening  $CE$  of the Cepheid, as well as the calibration  $F(CI_0) = BC(CI_0) + 10 \times \log(T_{eff}(CI_0))$  for the star of given metallicity  $[Fe/H]$  and  $\log g$  cite[(Rastorguev and Dambis 2011)]RD11.

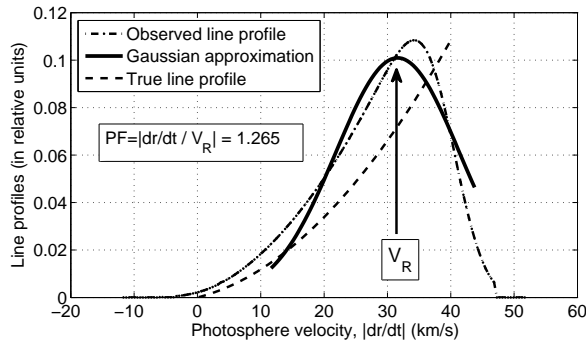
### 3. Observational data, constants, and best calibrations

Cepheid photometric data were obtained by L. Berdnikov; his extensive multicolor photoelectric and CCD photometry of classical Cepheids is described in Berdnikov (1995). Very accurate radial-velocity measurements of 165 northern Cepheids were measured with Moscow CORAVEL spectrometer (Tokovinin 1987) during 1987-2011 (Gorynya et al. 1992, 1996, 1998). The total number of individual measurements is about 11000 (latest data are now preparing to publish). Photometric and spectral data sets are nearly synchronous, to prevent any systematic errors in the computed radii (up to 30%) and other parameters due to the evolutionary period changes resulting in phase shifts between light, colour and radial velocity variations. We adopt  $T_\odot = 5777$  K,  $M_{bol\odot} = +4.76^m$  (Gray 2005). We proceeded from  $(V, B - V)$  data and found the best solutions for the  $V$ -band light curve and  $(B - V)$  color curve to be those computed using the  $F((B - V)_0)$  function based on two calibrations (Flower 1996, Bessel, Castelli and Plez 1998) of similar slope (see Fig. 2 e); the poorer results obtained using the other cited calibrations can be explained by the fact that the latter involved insufficient number of supergiant stars.

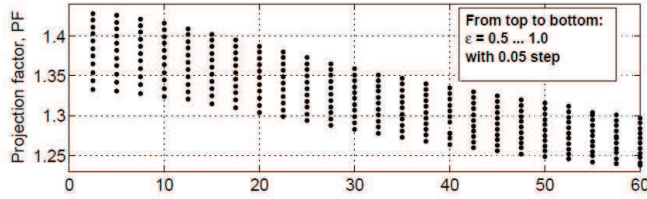
### 4. The projection factor

There is yet no consensus concerning the projection factor (PF) value to be used for Cepheid variables (Nardetto et al. 2004, Groenewegen 2007, Nardetto et al. 2007, Nardetto et al. 2009). Different approaches (constant or period-dependent  $PF$  values) lead to systematic differences in the inferred Cepheid parameters, first of all, in the radii.

Bearing in mind specific features of CORAVEL measurements, Rastorguev (2010) introduced phase-dependent  $PF$ . Its value calculates by the flux integration across stellar limb and depends on limb darkening coefficient,  $\epsilon$  (linear darkening law  $D(\varphi) = 1 - \epsilon + \epsilon \cos\varphi$ ,  $\varphi$  is the angle between line-of-sight direction and surface element normal vector), and the photosphere velocity,  $dr/dt$ . True line profile will broaden by any spectral



**Figure 1.** An example: true line profile ( $\epsilon = 0.75, dr/dt = 40 \text{ km/s}$ ), observed line profile and its Gaussian approximation (with the spectrograph instrumental line width  $S_0 = 4 \text{ km/s}$ ). Measured  $V_R$  value is indicated by the arrow;  $PF$  value is shown.



**Figure 2.** Projection factor,  $PF$ , as a function of  $|dr/dt|$  for the instrumental width  $S_0 = 6 \text{ km/s}$  and for different values of limb darkening coefficient  $0.5 < \epsilon < 1$ .

instrument, and usually we approximate it by Gaussian curve to measure radial velocity as the coordinate of the maximum. In this case, measured radial velocity will additionally depend on the instrument spectral line width,  $S_0$  (so  $PF$  value should be "adjusted" to the spectrograph used for radial velocity measurements), and on the photosphere velocity,  $|dr/dt|$ .

$PF$  values were estimated for  $2.5 < |dr/dt| < 60 \text{ km/s}$ ;  $0 < \epsilon < 1$ ;  $4 < S_0 < 8 \text{ km/s}$ . We see, that maximum of normal approximation is shifted relative to the tip of the line profile. This shift depends on  $|dr/dt|$  and  $S_0$ . Fig. 2 show that calculated  $PF$  values may differ considerably from the "standard" and widely used value  $PF = 1.31$ . Variations of  $PF$  were reported earlier also by Nardetto et al. (2004) and others. We give useful analytic approximation for the projection factor,  $PF$ , as a three-parameters exponential expression, based on 10000 numerical experiments (Rastorguev 2010):

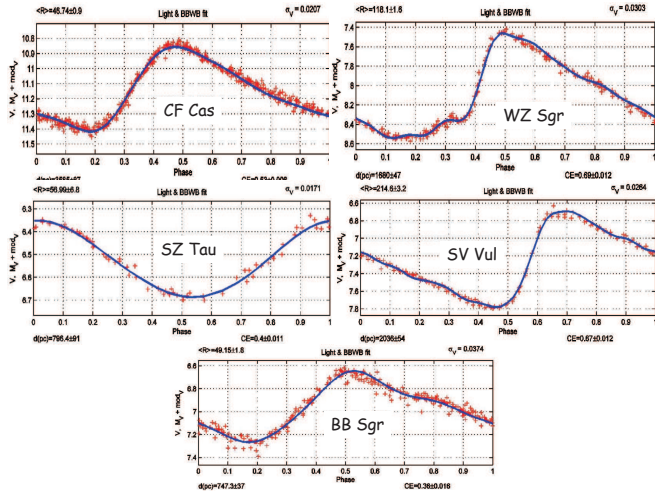
$$PF \approx a_1 \cdot \exp[-(dr/dt)^2 / (2 \cdot a_2^2)] + a_3, \text{ where } a_1, a_2, a_3 \text{ are functions of } \epsilon \text{ and } S_0:$$

$$a_1 \approx -0.068 \cdot \epsilon - 0.0078 \cdot S_0 + 0.217$$

$$a_2 \approx +1.69 \cdot \epsilon + 2.477 \cdot S_0 + 9.833$$

$$a_3 \approx -0.121 \cdot \epsilon + 0.009 \cdot S_0 + 1.297$$

Overall  $rms$  residual from this analytic expression is about  $\pm 0.003$ . Practically,  $PF$  for measured radial velocity should be determined by iterations for known in advance  $S_0$  value. To compare our results on Cepheids with other calculations, we finally adopted a moderate dependence of  $PF$  on the period advocated by Nardetto et al. (2007), though we repeated all calculations with other variants of  $PF$  dependence on the period and pulsation phase to assure the stability of the calculated colour excess.



**Figure 3.** The examples of the light curve modelling. Crosses: observations; solid line: model. Fit quality:  $rms \sim 0.02 - 0.04^m$ .

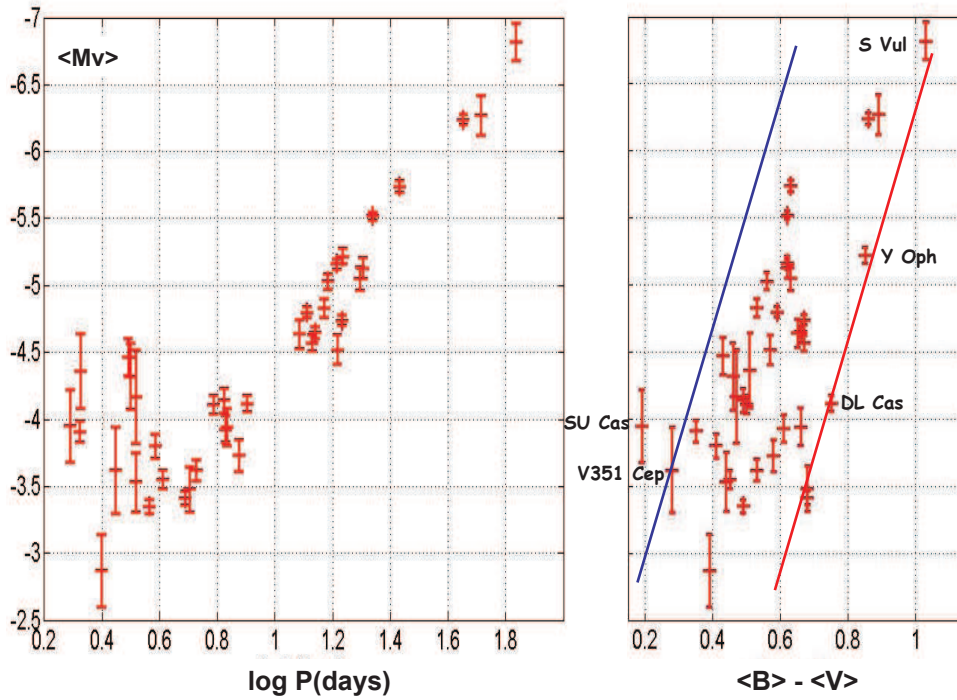
## 5. The results and discussion

To test the new method, we used the maximum likelihood technique to solve Eq. (2.3) for the  $V$ -band light curve and  $B-V$  colour curve for several classical Cepheids residing in young open clusters: SZ Tau, CF Cas, U Sgr, DL Cas, and GY Sge, and found good agreement of calculated reddenings with that of host clusters (Rastorguev and Dambis 2011). A weak sensitivity of calculated reddening,  $E_{B-V}$ , to the adopted  $PF$  value (constant or period/phase-dependent) is explained by very strong dependence of the light curve’s amplitude on the effective temperature,  $\sim 10 \times \log(T)$ , and, as a consequence, on the dereddened colour. Though the internal errors of the reddening  $E_{B-V}$  seem to be very small, the values determined using the two best calibrations (Flower 1996, Bessel, Castelli and Plez 1998), may differ by as much as  $0.03 - 0.05^m$ , due to the systematic shift between these two calibrations. Fig. 3 shows the final fit to the  $V$ -band light curves for some Cepheids of our sample.

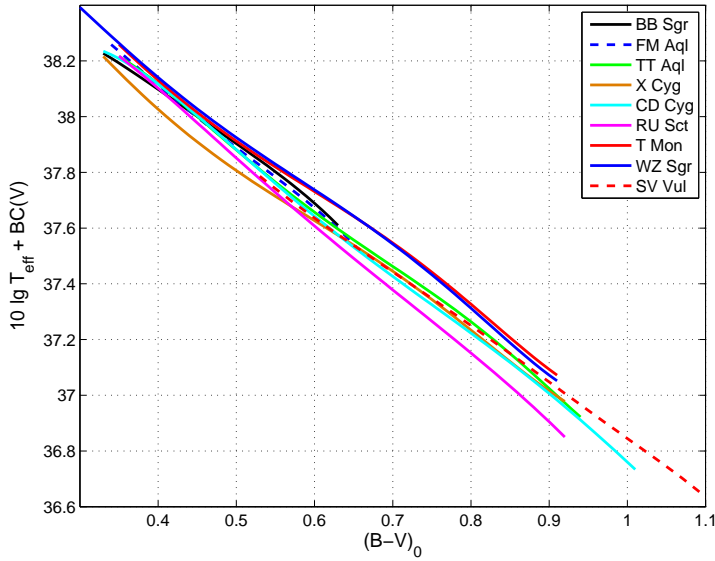
PL relation and the instability strip for our Cepheid sample are shown on Fig. 4. Note that the inferred radii and luminosities of large fraction of the Cepheids with  $P < 4^d$  are too large for fundamental tone pulsations; in most cases this may be indirectly evidenced by their low colour amplitudes.

To refine the calibration  $F(CI_0)$  (2.6), we tried to use  $\alpha$  Per as the “standard” star, with  $T^{st} \approx (6240 \pm 20) K$ ,  $[Fe/H] \approx -0.28 \pm 0.06$  (Lee et al. 2006),  $(B-V)^{st} \approx 0.48^m$  and  $E_{B-V} \approx 0.09^m$  (WEBDA, for  $\alpha$  Per cluster). To take into account the effect of metallicity on the zero-point  $F(CI_0)^{st}$ , we estimated the gradient  $dF(CI_0)^{st}/d[Fe/H] \approx +0.24$  from the calibrations by Alonso et al. 1999, Sekiguchi and Fukugita 2000, Gonzalez Hernandez and Bonifacio 2009. In some cases (large amplitude of color variations) the “free” calibration (Eq. 2.6) can markedly improve the model fit to the observed light curve of the Cepheid variable. Fig. 5 shows the example of calibrations of the  $F$  functions derived from nine Cepheids with different  $[Fe/H]$  and  $\log g$  values. Temperature scatter at  $T_{eff} \sim 6600 - 5100 K$  is amounted to  $3 - 5\%$ .

When applied to an extensive sample of Cepheid variables with homogeneous photometric data and detailed radial velocity curves, the new method is expected to give a completely independent scale of Cepheid reddenings and to refine PL relation.



**Figure 4.** PL relation (left panel) and the instability strip (right panel) for approximately 40 galactic Cepheids. Intensity mean absolute magnitudes and colours are shown. Most of short-period Cepheids seem to be overtone pulsators. Cepheids residing near the borders of the instability strip and labeled by their names all have very small amplitudes of the light and colour curves.



**Figure 5.** Inferred calibrations of the  $F((B - V)_0)$  function (Eq. 2.6) for nine Cepheids with large amplitudes of colour variation.

## References

- Alonso, A., Arribas, S., Martinez-Roger, C. 1999, *AsApSuppl*, 140, 261
- Andrievsky, S. M., Kovtyukh, V. V., Luck, R. E., et al. 2002 *A&A*, 381, 32
- Andrievsky, S. M., Kovtyukh, V. V., Luck, R. E., et al. 2002 *A&A*, 392, 491
- Baade, W. 1926, *AN*, 228, 359
- Balona, L. A. 1976, *MNRAS*, 178, 231
- Barnes, T. G., Evans, D. S. 1976, *MNRAS*, 174, 489
- Becker, W. 1940, *ZA*, 19, 289
- Berdnikov, L. N. 1995, In: *Astrophysical applications of stellar pulsation. Proc. of IAU Colloq. No.155 held in Cape Town, South Africa, 6-10 February 1995*; eds. Stobie, R. S. and Whitelock, P.A., *Astronomical Society of the Pacific Conference Series*, 83, 349.
- Berdnikov, L. N., Vozyakova, O. V., Dambis, A. K. 1996, *AstL*, 22, 839
- Berdnikov, L. N., Dambis, A. K., Vozyakova, O. V. 2000, *A&AS*, 143, 211
- Bessell, M. S., Castelli, F., Plez, B. 1998, *A&A*, 333, 231
- Biazzo, K., Frasca, A., Catalano, S., et al. 2007, *AN*, 328, 938
- Binney, J. and Merrifield, M. 1998, *Galactic astronomy, Princeton, NJ : Princeton University Press*
- Dean, J. F., Warren, P. R., Cousins, A. W. 1978, *MNRAS*, 183, 569
- Fernie, J. D. 1987, *AJ*, 94, 1003
- Fernie, J. D. 1990, *ApJ*, 354, 295
- Fernie, J. D. 1994, *ApJ*, 429, 844
- Fernie, J. D., Evans, N. R., Beattie, B., Seager, S. 1995, *IBVS*, 4148, 1
- Fitzpatrick, E. L., Massa, D. 2007, *ApJ*, 663, 320
- Flower, Ph. J. 1996, *ApJ*, 469, 355
- Freedman, W. L., Madore, B. F., Gibson, B. K., et al. 2001, *ApJ*, 553, 47
- Gonzalez Hernandez, J. I., Bonifacio, P. 2009, *A&A*, 497, 497
- Gorynya, N. A., Irsamambetova, T. R., Rastorguev, A. S., Samus', N. N. 1992, *SvAtL*, 18, 316
- Gorynya, N. A., Samus', N. N., Rastorguev, A. S., Sachkov, M. E. 1996, *AstL*, 22, 175
- Gorynya, N. A., Samus', N. N., Sachkov, M. E., Rastorguev, A. S., Glushkova, E. V., Antipin, S. 1998, *AstL*, 24, 815
- Gray, C. D. F. 2005, *The Observation and Analysis of Stellar Photospheres, Cambridge: Cambridge University Press*
- Groenewegen, M., Oudmaijer, R. 2000, *A&A* 356, 849
- Groenewegen, M. A. T. 2007, *A&A*, 474, 975
- Kim, Chulee, Moon, B.-K., Yushchenko, A. V. 2011, *JKAS*, 43, 153
- Kovtyukh, V. V., Soubiran, C., Luck, R. E., et al. 2008, *MNRAS*, 389, 1336
- Lee, B.-C., Galazutdinov, G. A., Han, I., et al. 2006, *PASP*, 118, 636
- Madore, B. F., Freedman, W. L. 1991, *PASP*, 103, 933
- Nardetto, N., Fokin, A., Mourard, D., et al. 2004, *A&A*, 428, 131
- Nardetto, N., Mourard, D., Mathias, Ph., et al. 2007, *A&A*, 471, 661
- Nardetto, N., Gieren, W., Kervella, P., et al. 2009, *A&A*, 502,951
- Ramirez, I., Melendez, J. 2005, *ApJ*, 626, 465
- Rastorguev, A. S. 2010, In: *Variable Stars, the Galactic halo and Galaxy Formation, Proc. of an international conference held in Zvenigorod, Russia, 12-16 October 2009*; eds. Sterken, Chr., Samus, N., Szabados, L., 225 (see also Rastorguev, A. S. "Variable stars, distance scale, globular clusters" arXiv:1001.1648v2)
- Rastorguev, A. S., Dambis, A. K. 2011, *AstrBull*, 66, 47
- Sandage, A., Tammann, G. A., Saha, A., et al. 2006, *ApJ*, 653, 843
- Sekiguchi, M., Fukugita, M. 2000, *AJ*, 120, 1072
- Tokovinin, A. A. 1987, *SvA*, 31, 98
- van Leeuwen, F., Feast, M. W., Whitelock, P. A., et al. 2007, *MNRAS*, 379, 723
- Wesselink, A.J. 1946, *BAN*, 10, 91