

Lattice bosons in a disordered environment

R. Ramakumar¹ and A. N. Das²

¹*Department of Physics and Astrophysics, University of Delhi, Delhi-110007, India*

²*Saha Institute of Nuclear Physics, 1/AF Bidhannagar, Kolkata-700064, India*

(12 December 2012)

In this paper, we study non-interacting bosons in a disordered one-dimensional optical lattice in a harmonic potential. We consider the case of deterministic disorder produced by an Aubry-André potential. Using exact diagonalization, we investigate both the zero temperature and the finite temperature properties. We investigate the localization properties by using an entanglement measure. We find that the extreme sensitivity of the localization properties to the number of lattice sites in finite size closed chains disappear in open chains. This feature continues to be present in the presence of a harmonic confining potential. The disorder is found to strongly reduce the Bose-Einstein condensation temperature and the condensate fraction in open chains. The low temperature thermal depletion rate of the condensate fraction increases considerably with increasing disorder strength. We also find that the critical disorder strength required for localization increases with increasing strength of the harmonic potential. Further, we find that the low temperature condensate fraction undergoes a sharp drop to 0.5 in the localization transition region. The temperature dependence of the specific heat is found to be only marginally affected by the disorder.

PACS numbers: 03.75.Hh, 03.75.Lm, 37.10.Jk, 67.85.Hj, 72.15.Rn

I. INTRODUCTION

The prediction of the localization of Bloch waves moving through a randomly disordered crystal is one of the fundamental results in quantum mechanics¹. Anderson localization of matter waves is a strong function of the system dimensionality. In two and lower dimensions, all the single particle states are localized by non-zero disorder^{2,3}. Anderson localization of matter waves was directly observed in several experiments recently⁴⁻⁷. The localization of all the single particles states in one and two dimensions occurs for random disorder. However, if the disorder distribution is deterministic, localization occurs only beyond a critical disorder strength. A particularly simple model in which such a transition from the extended to the localized states occur is the one dimensional Aubry-André model⁸. Among the experiments mentioned above, an experiment of particular interest for the purpose of this paper is the studies⁵, by the LENS group, of the localization of a Bose-Einstein condensate of non-interacting lattice bosons subjected to the Aubry-André potential. Our primary motivation comes from these studies in which a finite one-dimensional (1d) Aubry-André model was experimentally realized. There have been extensive theoretical studies of the AA model in the past⁹⁻¹⁵, and in the recent years¹⁶⁻²⁵ in response to the experimental developments mentioned above (for recent reviews see Refs. 26-28).

In this paper, our main focus is the finite temperature properties of bosons in finite 1d optical lattices with AA disorder in harmonic confining potentials. The incommensurability parameter we consider is $q = (\sqrt{5}+1)/2$. Before going to the studies of a bose condensate in the AA potential in a harmonic trap, we look at the sensitivity of localization properties of a single boson in finite optical lattices with open and closed boundary conditions. We note that the open boundary conditions are more appropriate for the experiments involving bosons in optical lattices. We will show that the extreme sensitivity of the localization properties of a particle in the AA model with closed boundary conditions disappear when open boundary conditions are used. This feature is important when we consider the many-boson system in finite lattices since now one may use any lattice size. Though this continues to be the overall feature after the application of an additional harmonic confining potential, we find a small delocalization tendency before the complete localization transition occurs. This feature results from a competition between the influences of the harmonic potential and the disorder potential. Further, we go on to study bose condensation in the AA potential. We study the effects of increasing disorder on the condensation temperature, condensate fraction, and the specific heat of the system. The disorder is found to have significant effects on some of these properties. The disorder strongly reduces the condensation temperature and the condensate fraction near the localization transition. We also find that the fall in the condensate fraction shifts to larger disorder strengths with increasing harmonic potential strength. Since the focus of this paper is the effects of deterministic disorder on lattice bosons in harmonic potentials, it is fitting for us to place these studies in the general context of existing work on bosons in disordered environments. In the past, the effects of random disorder on interacting 3d continuum bosons have been extensively investigated²⁹⁻³⁷. It has been found that both the condensation temperature and the condensate fraction decreases with increasing

disorder strength. In the case of non-interacting lattice bosons, the condensation temperature was found^{38,39} to decrease for small filling while showing the opposite trend for large filling. There has been extensive studies^{42–45} on the effects of disorder on interacting lattice bosons within the frame-work of the disordered Bose-Hubbard model. Recent experimental studies⁴⁶ of interacting disordered lattice bosons in a harmonic trap find decreasing condensate fraction with increasing disorder strength.

The rest of this paper is organized as follows. The study of the single particle localization properties in the open and the closed finite length chains is given in the next section (Sec. II). The study on the influence of the disorder strength on the condensation temperature, condensate fraction, and the specific heat is presented in Sec. III. The conclusions are given in Sec. IV.

II. THE EFFECTS OF BOUNDARY CONDITIONS ON LOCALIZATION

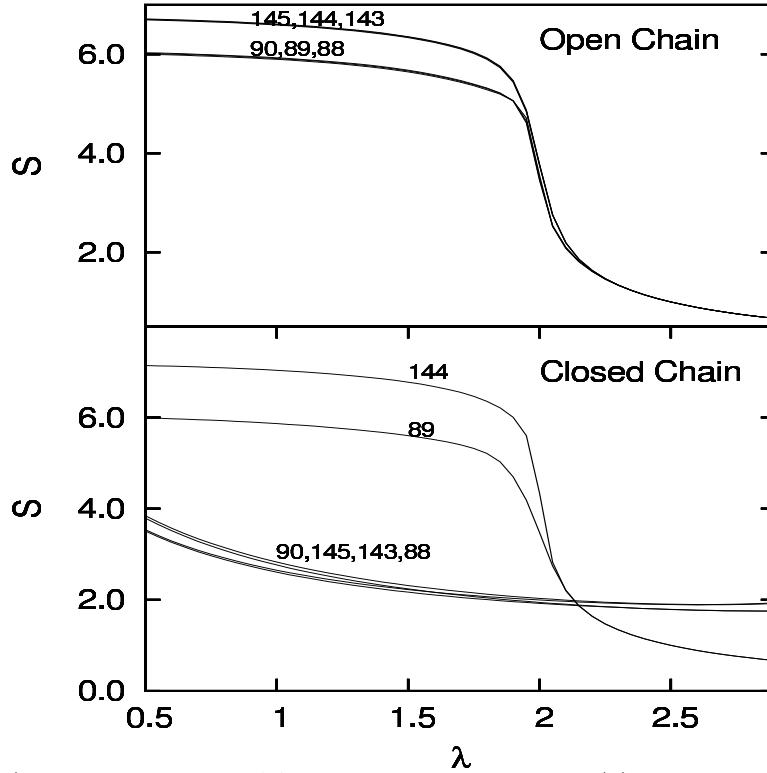


FIG. 1. Entanglement (S) as a function of the AA disorder potential strength (λ) for open and closed chains. Numbers of lattice sites in each chain are shown on the curves.

As stated, we consider a 1d AA model in the presence of a harmonic potential. The Hamiltonian of the system is $H = -t \sum_{\langle ij \rangle} (c_i^\dagger c_j + c_j^\dagger c_i) + \sum_i V(i) n_i$, where t is the kinetic energy gain when a boson hop from site i to its nearest neighbor site j in the optical lattice with a lattice constant a , c_i^\dagger is a boson creation operator, $V(i) = K x_i^2 + \lambda \cos(2\pi q x_i)$ is the potential at site i in which K and λ are the strengths of the harmonic and disorder potentials, $q = (\sqrt{5}+1)/2$ is the incommensurability parameter, and x_i is the locator of the site i . All the energies in this paper are measured in units of t . After writing this Hamiltonian in a single particle site basis ($|i\rangle$), we numerically diagonalize it to obtain its eigen-energies and eigen-functions for various lattice sizes, disorder strengths, and the harmonic potential strengths. The localization properties of the eigen-functions are monitored by calculating the Shannon entropy which measure the quantum entanglement²². The Shannon entropy is given by: $S = -\sum_i p_i \log_2 p_i$, where $p_i = \sum_j |a_{ij}|^2$ in which the a_i is the i th site amplitude of the ground state wave-function $|\psi_G\rangle = \sum_i a_i |i\rangle$. The quantum entanglement is maximum for a fully extended state and is zero for a state localized on a site.

The results of our calculations for open and closed chains, in the absence of the harmonic potential, are shown in Fig. 1. In the closed chain results shown, the entanglement (S) falls abruptly at $\lambda = 2$ signifying a transition from an extended state to a localized state for lattices with 144 and 89 sites, but not for other numbers of lattice sites as

shown in Fig. 1. This extreme sensitivity disappears in the chain with open boundary conditions, as shown in the top panel of the Fig. 1. The effect of the harmonic potential on the localization for various values of the harmonic potential strength $k = Ka^2$ is shown in Fig. 2. It is clear that S continues to maintain the overall feature of the $k = 0$ case. However, we find a small increase in S before the complete localization transition occurs. This can be understood by examining the nature of the wave-functions shown in Fig. 3. We have plotted the

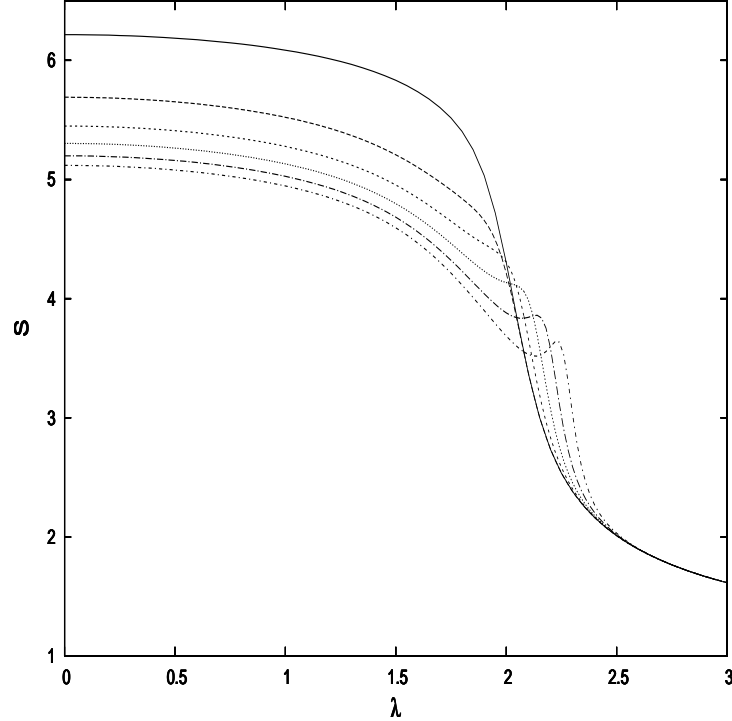


FIG. 2. Entanglement (S) as a function of the AA disorder potential strength (λ) for an open chain with 100 lattice sites in harmonic potentials of different strengths. The curves shown are for : $k = 0$ (solid), 0.00001 (long dash), 0.00002 (short dash), 0.00003 (dot), 0.00004 (long dash-dot), and 0.00005 (short dash-dot). The k is given in units of t .

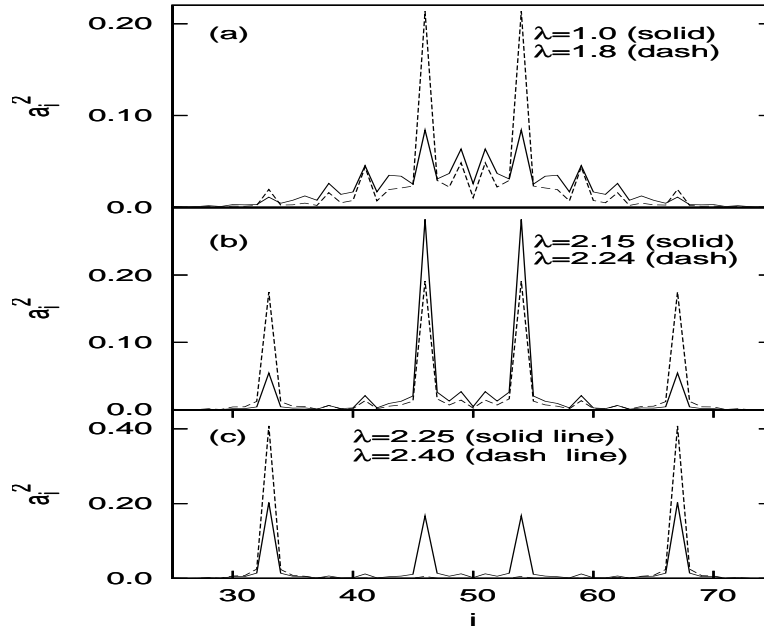


FIG. 3. The wave functions for $k = 0.00005$.

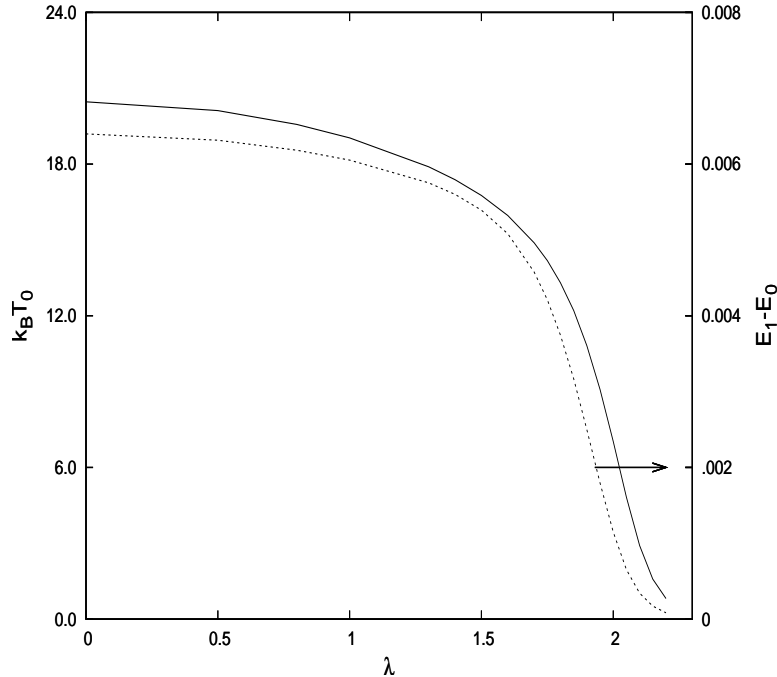


FIG. 4. The condensation temperature (T_0) as function of λ (solid line) for 10000 bosons in a 1d lattice of 100 sites. The harmonic trap strength $k = 0.00001$. The dashed line shows the variation of the difference between the energies of the first excited state (E_1) and the ground state (E_0).

square of the amplitude of the ground state wave function as a function of i for 100 sites with $k = 0.00005$ and for different values of $\lambda \geq 1$. For this case, the a_i^2 exhibit two peaks around $i = 46$ and 54 . The heights of these two peaks increase with increasing λ up to $\lambda = 2.15$. The entanglement, correspondingly, decreases up to $\lambda = 2.15$ for $k = 0.00005$. As λ increases further, the peak heights at $i = 46$ and 54 positions decrease, while another two peaks appear around $i = 33$ and 67 . For λ around 2.24 the peak heights at these four positions become almost equal. On further increase in λ , the peak heights at $i = 46$ and 54 decrease while those at $i = 33$ and 67 increase rapidly. We find that the S shows a maximum around 2.24 and then decreases rapidly. It is clear that the small increase in S results from a competition between the tendency of the disorder potential to localize the wave function on two sets of lattice sites away from the center and tendency of the harmonic potential to bring the particle to the center of the trap. This section dealt with the single boson properties. In the next section we consider the many-boson system.

III. BOSE CONDENSATION IN THE AA POTENTIAL

In this section we study the bose condensation temperature, the temperature dependence of the condensate fraction and the specific heat of harmonically confined lattice bosons in AA potentials. To study these properties for a finite system, we first numerically diagonalize the Hamiltonian matrix to obtain the single boson energy levels E_i . In terms of E_i , the total number of bosons is given by the number equation: $N = \sum_{i=0}^m N(E_i)$, where E_0 and E_m are the lowest and the highest single boson energy levels, and $N(E_i) = 1/[\exp[\beta(E_i - \mu)] - 1]$ in which $\beta = 1/k_B T$ with k_B the Boltzmann constant and T the temperature. The chemical potential and boson populations in the various energy levels are calculated using the boson number equation. The specific heat is calculated from the temperature derivative of total energy ($E_{tot} = \sum_{i=0}^m N(E_i)E_i$) and the condensation temperature^{47,48} (T_0) is determined by solving the number equation after setting $N_0 = 0$ and $\mu = E_0$. The effect of increasing disorder strength on the condensation temperature is shown in Fig. 4. The disorder clearly leads to a suppression of T_0 . The maximum reduction occurs in the transition region between the extended and the localized states. We also find an interesting connection between the variation of the T_0 and the disorder dependence of the energy difference ($E_1 - E_0$) between the first excited state and the ground state. The T_0 is found to closely track ($E_1 - E_0$). The reduction of ($E_1 - E_0$) leads to an increase in the one-boson density of energy states at the bottom of the energy spectrum. This leads to the reduction in T_0 . The

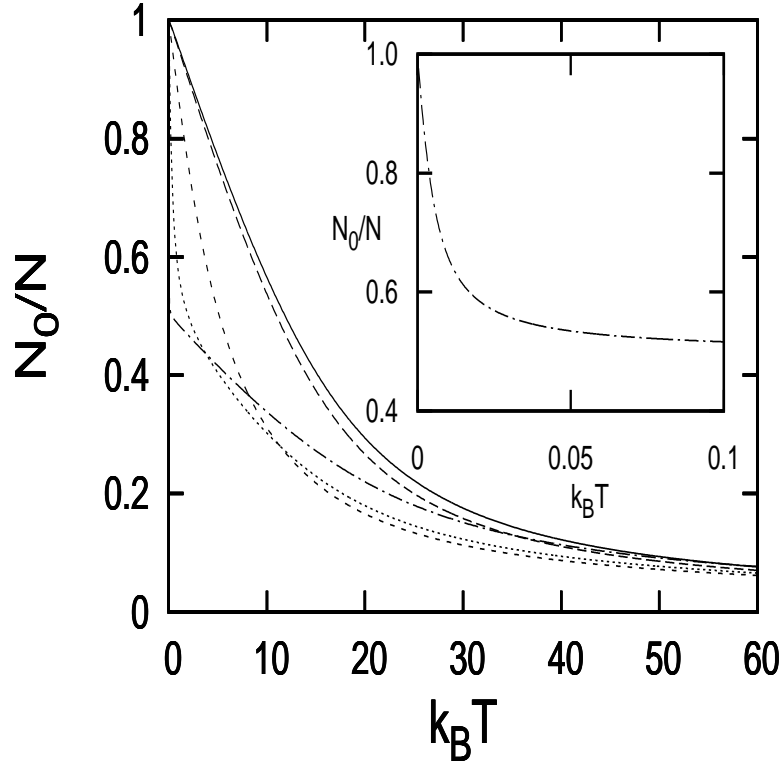


FIG. 5. The temperature dependence of the condensate fraction for different values of λ for 10000 bosons in a lattice of 100 sites in a harmonic potential of strength $k = 0.00001$. The results shown are for : $\lambda = 0$ (solid line), 1.0 (long dash), 2.0 (short dash), 2.2 (dot), and 2.5 (dash-dot). The inset shows the low temperature variation for $\lambda = 2.5$.

temperature dependence of the ground state occupancy with various disorder strengths is shown in Fig. 5. With increasing disorder strength, the thermal depletion rate is found to increase considerably. This is especially significant as one moves in to the localization transition region. In the localized limit, the condensate fraction decreases sharply with a slight increase in temperature as is clear from the results for $\lambda = 2.5$. The temperature dependence of the

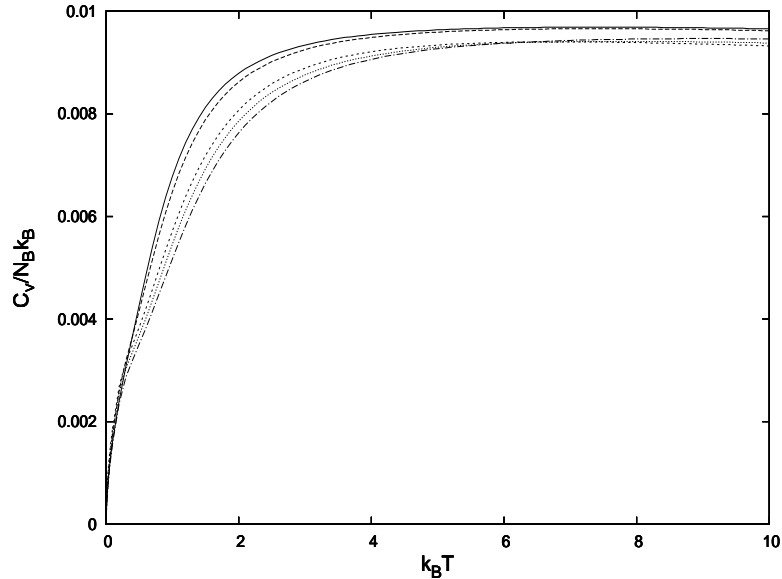


FIG. 6. The temperature dependence of the specific heat for different values of λ for 10000 bosons in a lattice of 100 sites in a harmonic potential of strength $k = 0.00001$. The results shown are for : $\lambda = 0$ (solid line), 1.0 (long dash), 2.0 (short dash), 2.2 (dot), and 2.5 (dash-dot).

specific heat for various values of the disorder strength is shown in Fig. 6. Even though in the range of disorder strengths shown the system has undergone the localization transition, the specific heat is found to be only marginally affected by the disorder.

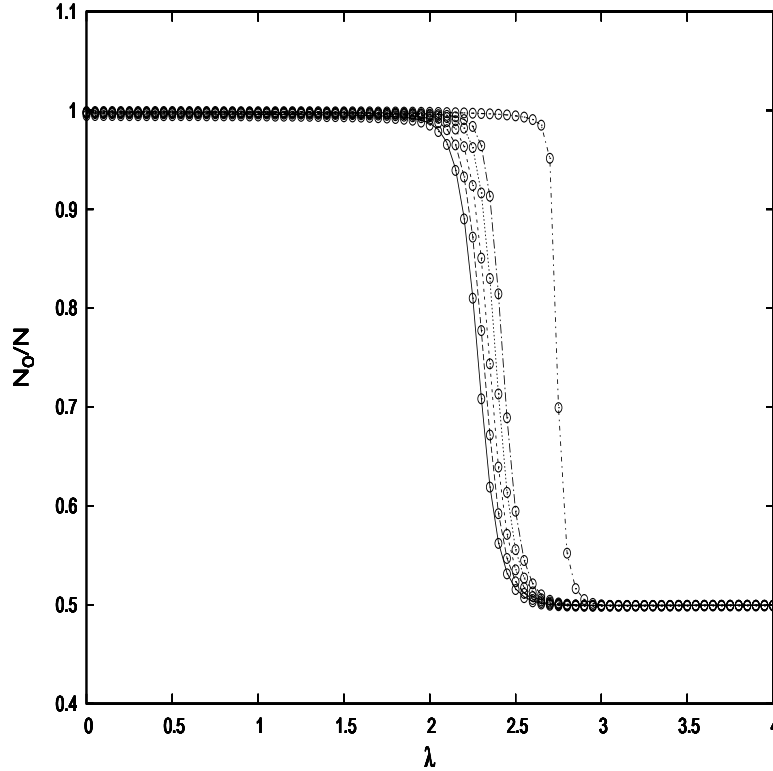


FIG. 7. The variation of condensate fraction with λ for 10000 bosons for different harmonic potential strengths. The lines are for 100 sites for k values: 0.00001 (solid), 0.00002 (long-dash), 0.00003 (short-dash), 0.00004 (dot), 0.00005 (long dash-dot), and 0.0001 (short dash-dot). The circles are for 300 sites for the same k values. The temperature is $k_B T = 0.1$.

The effect of increasing disorder strength on the thermal depletion of the condensate fraction was shown in Fig. 5. We now go on to a detailed investigation of the disorder induced depletion of the condensate. In Fig. 7, we present the variation of the condensate fraction with disorder strength for different harmonic potentials. We find that the increase in disorder strength leads to two major effects. The first one is the sharp drop in the condensate fraction to 0.5 in the localization transition region and second is the shift of this fall to higher values of disorder strengths with increasing strength of the harmonic confinement. The latter result correlates well with the localization properties given in Fig. 2. This shift is due to larger disorder strengths required for the localization transition when the harmonic potential increases. In order to understand the first effect, we examined the energy level differences between the ground state and the lower excited energy levels. In Fig. 8, we have shown the energy level difference, as a function of disorder strength, between the first excited state and the ground state, and between the second excited state and the ground state. When the energy difference between the first excited state and the ground state becomes very very small, both the states are almost equally populated, and N_0/N reduces to about 0.5. Note that the energy difference between the first excited and the ground state remains finite, though small, even for large values of λ , which is not visible in the scale of this figure. Note also that that the $E_2 - E_0$ shows a minimum in the vicinity of the localization transition and then increases fast as the system moves deeper in to the localized regime.

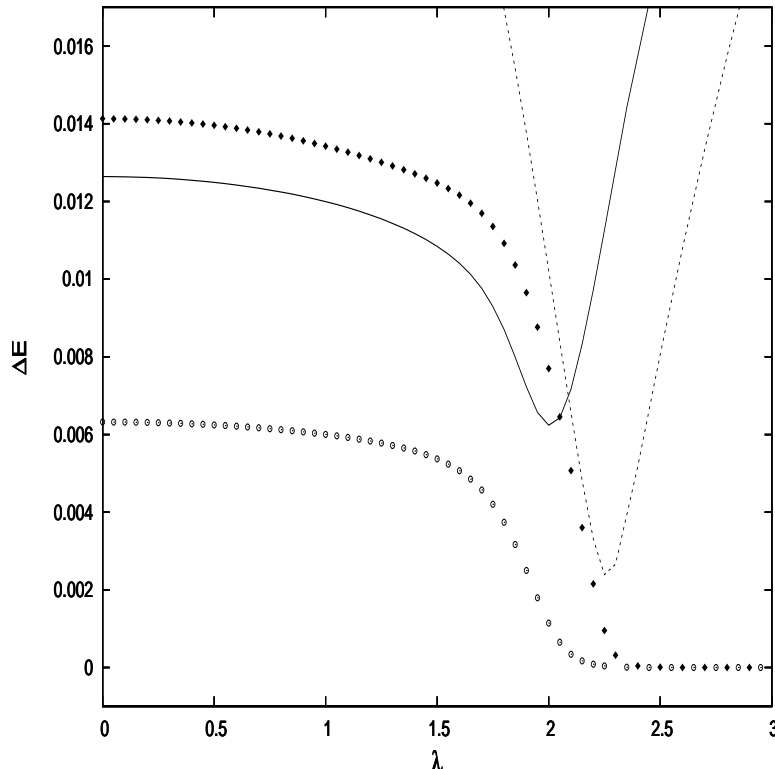


FIG. 8. The variation of the energy difference ΔE between low lying levels with λ . The results are for $k = 0.00001$: $E_1 - E_0$ (open circles) and $E_2 - E_0$ (solid line) and for $k = 0.00005$: $E_1 - E_0$ (filled diamonds) and $E_2 - E_0$ (dash line).

IV. CONCLUSIONS

In this paper, we investigated some properties of a single boson as well as many boson systems in finite one-dimensional optical lattices with Aubry-Andre disorder in harmonic confinements. We find that the open lattices does not show the extreme sensitivity of the localization properties seen in finite closed lattices. This continues to be the case in the presence of an overall harmonic confining potential. In the presence of the harmonic potential, we find a small delocalization tendency before a completely localized state is reached. On the basis of the disorder induced changes occurring in the single particle wave-function, we argued that this tendency is due to a competition between the effects of the harmonic potential and the disorder potential. For the many-boson system, we studied the effects of disorder on the condensation temperature, the condensate fraction, and the specific heat. We find that the condensation temperature decreases with increasing disorder strength, the rate of the reduction is maximum in the localization transition region. The disorder is found to have a significant effect on the condensate fraction. With increasing disorder, the thermal depletion rate is found to increase considerably, especially in the localization transition region. In the localized limit, the condensate fraction decreases significantly with a small increase in the temperature. We also studied the variation of the low temperature condensate fraction with increasing disorder strength. We find that the condensate fraction shows a sharp drop to 0.5 in the localization transition region. We also find that this fall shifts to higher disorder strengths with increasing strength of the harmonic confining potential. The effect of disorder on the specific heat is found to be a marginal reduction in a certain range of temperature.

ACKNOWLEDGMENTS

RRK thanks Professor Milan Sanyal, Director, SINP and Professor Bikas Chakrabarti, Head, TCMP Division, SINP for hospitality at SINP.

- ¹ P. W. Anderson, Phys. Rev. **109**, 1492 (1958).
- ² N. F. Mott and W. D. Twose, Adv. Phys. **10**, 107 (1961).
- ³ E. Abrahams, P. W. Anderson, D. C. Licciardello, and T. V. Ramakrishnan, Phys. Rev. Lett. **42**, 673 (1979).
- ⁴ J. Billy, V. Josse, Z. Zuo, A. Bernard, B. Hambrecht, P. Lugan, D. Clément, L. Sanchez-Palencia, P. Bouyer, and A. Aspect, Nature **453**, 891(2008).
- ⁵ G. Roati, C. D'Errico, L. Fallani, M. Fattori, C. Fort, M. Zaccanti, G. Modugno, M. Modugno, and M. Inguscio, Nature **453**, 895 (2008).
- ⁶ S. S. Kondov, W. R. McGehee, J. J. Zirbel, and B. DeMarco, Science **334**, 66 (2011).
- ⁷ F. Jendrzejewski, A. Bernard, K. Müller, P. Cheinet, V. Josse, M. Piraud, L. Pezzé, L. Sanchez-Palencia, A. Aspect, and P. Bouyer, Nature Phys. **8**, 398 (2012).
- ⁸ S. Aubry and G. André, Ann. Isr. Phys. Soc. **3**, 133 (1980).
- ⁹ M. Ya Azbel, Phys. Rev. Lett. **43**, 1954 (1982).
- ¹⁰ I. M. Suslov, Zh. Éksp. Teor. Fiz. **83**, 1079 (1982) [Sov. Phys. JETP **56**, 612 (1982)].
- ¹¹ D. J. Thouless, Phys. Rev. Lett. **28**, 4272 (1983).
- ¹² M. Kohmoto, Phys. Rev. Lett. **51**, 1198 (1983).
- ¹³ M. Kohmoto, L. P. Kadanoff, and C. Tang, Phys. Rev. Lett. **50**, 1870 (1983).
- ¹⁴ C. Aulbach, A. Wobst, G.-L. Ingold, P. Hänggi, and I. Varga, New J. Phys. **6**, 70 (2004).
- ¹⁵ D. J. Boers, B. Goedeke, D. Hinrichs, and M. Holthaus, Phys. Rev. A **75**, 063404 (2007).
- ¹⁶ G. Roux, T. Barthel, I. P. McCulloch, C. Kollath, U. Schollwöck, and T. Giamarchi, Phys. Rev. A **78**, 023628 (2008).
- ¹⁷ X. Deng, R. Citro, A. Minguzzi, and E. Orignac, Phys. Rev. A **78**, 013625 (2008).
- ¹⁸ M. Modugno, New J. Phys. **11**, 033023 (2009).
- ¹⁹ M. Larcher, F. Dalfovo, and M. Modugno, Phys. Rev. A **80**, 053606 (2009).
- ²⁰ S. K. Adhikari and L. Salasnich, Phys. Rev. A **80**, 023606 (2009).
- ²¹ X. Deng, R. Citro, E. Orignac, and A. Minguzzi, Eur. Phys. J. B **68**, 435 (2009).
- ²² J. C. C. Cestari, A. Foerster, and M. A. Cusmao, Phys. Rev. A **82**, 063634 (2010).
- ²³ M. Albert and P. Leboeuf, Phys. Rev. A **81**, 013614 (2010). This paper contains a detailed study of the similarities and the differences between the localization in Anderson model and the AA model. See also M. Piraud, A. Aspect, L. Sanchez-Palencia, Phys. Rev. A **85**, 063611 (2012).
- ²⁴ M. Larcher, M. Modugno, F. Dalfovo, Phys. Rev. A **83**, 013624 (2011).
- ²⁵ J. Biddle, D. J. Priour, Jr., B. Wang, and S. Das Sarma, Phys. Rev. B **83**, 075105 (2011).
- ²⁶ G. Modugno, Rep. Prog. Phys. **73**, 102401 (2010).
- ²⁷ L. Sanchez-Palencia and M. Lewenstein, Nature Phys. **6**, 87 (2010).
- ²⁸ B. Shapiro, J. Phys. A **45**, 143001 (2012).
- ²⁹ K. Haug and H. F. Meng, Phys. Rev. Lett. **69**, 644 (1992).
- ³⁰ S. Giorgini, L. Pitaevskii, and S. Stringari, Phys. Rev. B **49**, 12938 (1994).
- ³¹ A. V. Lopatin and V. M. Vinokur, Phys. Rev. Lett. **88**, 235503 (2002).
- ³² G. E. Astrakharchik, J. Boronat, J. Casulleras, and S. Giorgini, Phys. Rev. A **66**, 023603 (2002).
- ³³ M. Kobayashi and M. Tsubota, Phys. Rev. B **66**, 174516 (2002).
- ³⁴ V. I. Yukalov, E. P. Yukalova, K. V. Krutitsky, and R. Graham, Phys. Rev. A **76**, 053623 (2007).
- ³⁵ V. I. Yukalov and R. Graham, Phys. Rev. A **75**, 023619 (2007).
- ³⁶ G. M. Falco, A. Pelster, and R. Graham, Phys. Rev. A **75**, 063619 (2007).
- ³⁷ S. Pilati, S. Giorgini, M. Modugno, and N. Prokof'ev, New J. Phys. **12**, 073003 (2010).
- ³⁸ L. Dell'Anna, S. Fantoni, P. Sodano, and A. Trombettoni, J. Stat. Mech. **11012** (2008).
- ³⁹ L. Dell'Anna, S. Fantoni, P. Sodano, and A. Trombettoni, Laser Phys. **19**, 571 (2009).
- ⁴⁰ There has been intensive studies of the disordered Bose-Hubbard model since the late eighties (Ref. 41). Since we are not considering interacting bosons in this paper, we request the reader to consult the recent works (Refs. 42–45), and the references contained therein.
- ⁴¹ M. P. A. Fisher, P. B. Weichman, G. Grinstein, and D. S. Fisher, Phys. Rev. B **40**, 546 (1989).
- ⁴² S. G. Söyler, M. Kiselev, N. V. Prokof'ev, and B. V. Svistunov, Phys. Rev. Lett. **107**, 185301 (2011).
- ⁴³ F. Lin, E. S. Srensen, and D. M. Ceperley, Phys. Rev. B **84**, 094507 (2011).
- ⁴⁴ P. Pisarski, R. M. Jones, and R. J. Gooding, Phys. Rev. A **83**, 053608 (2011).
- ⁴⁵ F. Krüger, S. Hong, and P. Phillips, Phys. Rev. B, **84**, 115118 (2011).
- ⁴⁶ M. White, M. Pasienski, D. McKay, S. Q. Zhou, D. Ceperley, and B. DeMarco, Phys. Rev. Lett. **102**, 055301 (2009).
- ⁴⁷ W. Ketterle and N. J. van Druten, Phys. Rev. A **54**, 656 (1996).
- ⁴⁸ R. Ramakumar, A. N. Das, and S. Sil, Eur. Phys. J. D **42**, 309 (2007).