

NNLL resummation for W -boson production at large p_T

Nikolaos Kidonakis^{*†}

Kennesaw State University, USA

E-mail: nkidonak@kennesaw.edu

Richard J. Gonsalves

University at Buffalo, The State University of New York, USA

E-mail: phygons@buffalo.edu

We present new results for W -boson production at large transverse momentum at the LHC and the Tevatron. The contribution of soft-gluon corrections is derived from NNLL resummation and added to the exact NLO result. Numerical results and their uncertainties for the approximate NNLO W -boson transverse momentum distributions are derived and compared to recent data from the LHC.

36th International Conference on High Energy Physics

July 4-11, 2012

Melbourne, Australia

^{*}Speaker.

[†]This material is based upon work supported by the National Science Foundation under Grant No. PHY 1212472.

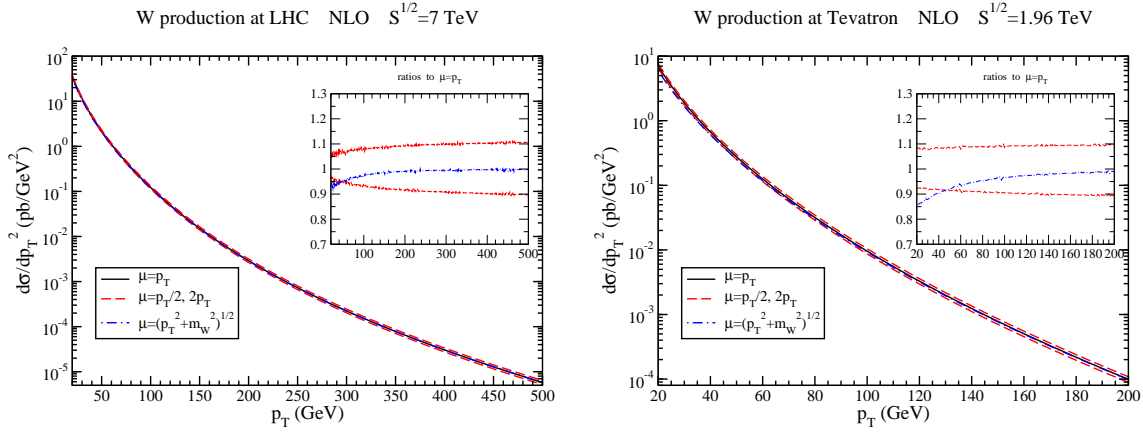


Figure 1: W -boson NLO p_T distributions with various choices of scale at the LHC at 7 TeV energy (left) and at the Tevatron (right).

1. Introduction

W hadroproduction is useful in testing the Standard Model and in estimates of backgrounds to Higgs production and new physics. The transverse momentum, p_T , distribution of the W boson falls rapidly as p_T increases. Its behavior at high (and also low) p_T is sensitive to assumptions that go into perturbative QCD predictions, and to parton distribution functions, and it provides important input to precision measurements of the W mass.

The partonic channels for this process at LO are $q(p_a) + g(p_b) \rightarrow W(Q) + q(p_c)$ and $q(p_a) + \bar{q}(p_b) \rightarrow W(Q) + g(p_c)$. At NLO and NNLO the gluon initiated channels dominate the cross section at multi-TeV energies. We define the kinematical variables $s = (p_a + p_b)^2$, $t = (p_a - Q)^2$, $u = (p_b - Q)^2$, and $s_4 = s + t + u - Q^2$. At partonic threshold for a given p_T , $s_4 \rightarrow 0$.

In this contribution we present both NLO and approximate NNLO results for the p_T distribution of the W -boson at large p_T . The NLO calculation is complete while at NNLO we include soft-gluon corrections that are dominant near partonic threshold.

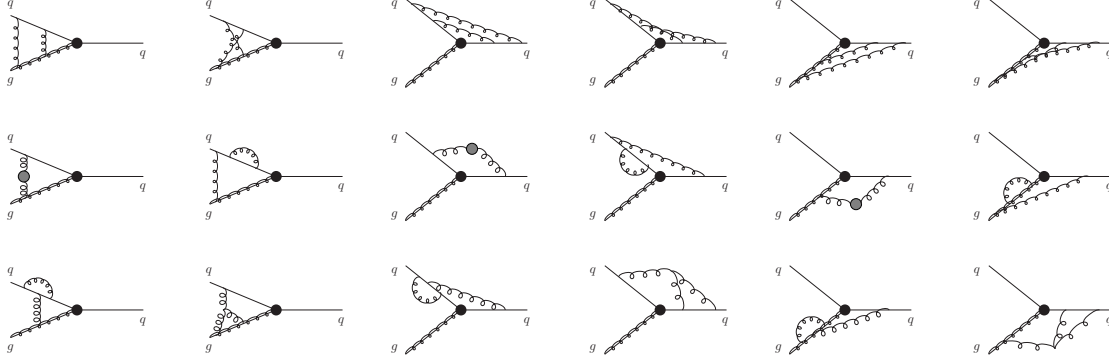
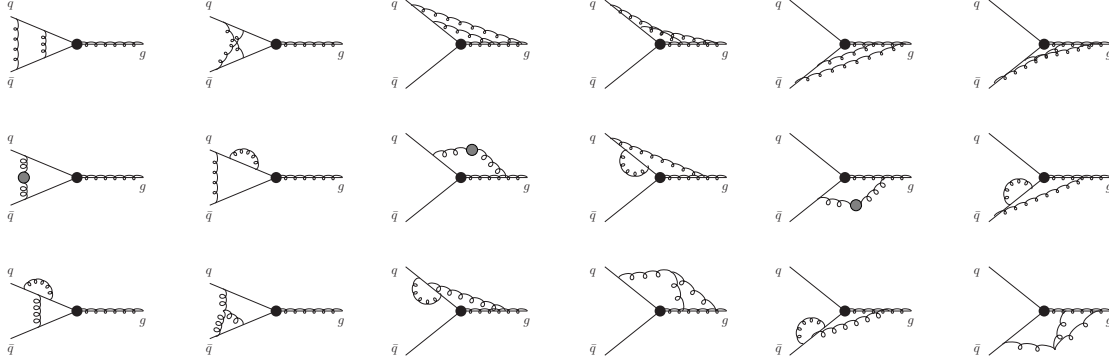
2. NLO p_T distribution of the W -boson at the LHC and the Tevatron

The NLO cross section can be written as

$$E_Q \frac{d\hat{\sigma}_{f_a f_b \rightarrow W(Q) + X}}{d^3 Q} = \delta(s_4) \alpha_s(\mu_R^2) [A(s, t, u) + \alpha_s(\mu_R^2) B(s, t, u, \mu_R)] + \alpha_s^2(\mu_R^2) C(s, t, u, s_4, \mu_F) \quad (2.1)$$

where the coefficient functions A , B , and C depend on the parton flavors, μ_F is the factorization scale, and μ_R is the renormalization scale. For numerical results we set $\mu \equiv \mu_F = \mu_R$.

The coefficient $A(s, t, u)$ arises from the LO processes, $B(s, t, u, \mu_R)$ is the sum of virtual corrections and of singular terms $\sim \delta(s_4)$ in the real radiative corrections, and $C(s, t, u, s_4, \mu_F)$ is from real emission processes away from $s_4 = 0$. The complete NLO analytical results were derived over twenty years ago [1, 2].

Figure 2: Two-loop eikonal diagrams for $qg \rightarrow Wq$.Figure 3: Two-loop eikonal diagrams for $q\bar{q} \rightarrow Wg$.

In Fig. 1 we show NLO results for $d\sigma/dp_T^2$ at the LHC at 7 TeV energy (left) and at the Tevatron at 1.96 TeV energy (right). We use the MSTW 2008 pdf sets [3]. Results are shown for four different choices of scale: the central choice $\mu = p_T$, its variation by a factor of two, $\mu = p_T/2$, $2p_T$, and also $\mu = (p_T^2 + m_W^2)^{1/2}$. The inset plots show ratios of the differential distributions with the last three choices to the central result with $\mu = p_T$.

3. Approximate NNLO p_T distribution of the W -boson at the LHC and the Tevatron

The soft-gluon corrections, which appear at each order of perturbation theory starting at NLO, are of the form

$$\mathcal{D}_l(s_4) \equiv \left[\frac{\ln^l(s_4/p_T^2)}{s_4} \right]_+.$$

For the order α_s^n corrections $l \leq 2n - 1$. We can formally resum these logarithms for W production at large p_T to all orders in α_s [4], and from the expansion of the resummed cross section derive approximate NNLO results. Thus, at NLO, the corrections include $\mathcal{D}_1(s_4)$ and $\mathcal{D}_0(s_4)$ terms. At NNLO, the corrections include $\mathcal{D}_3(s_4)$, $\mathcal{D}_2(s_4)$, $\mathcal{D}_1(s_4)$, and $\mathcal{D}_0(s_4)$ terms.

The formalism was previously applied to W production at the Tevatron in Ref. [5] and at the LHC at 14 TeV energy in Ref. [6]. Those calculations were based on NLL resummation [4]

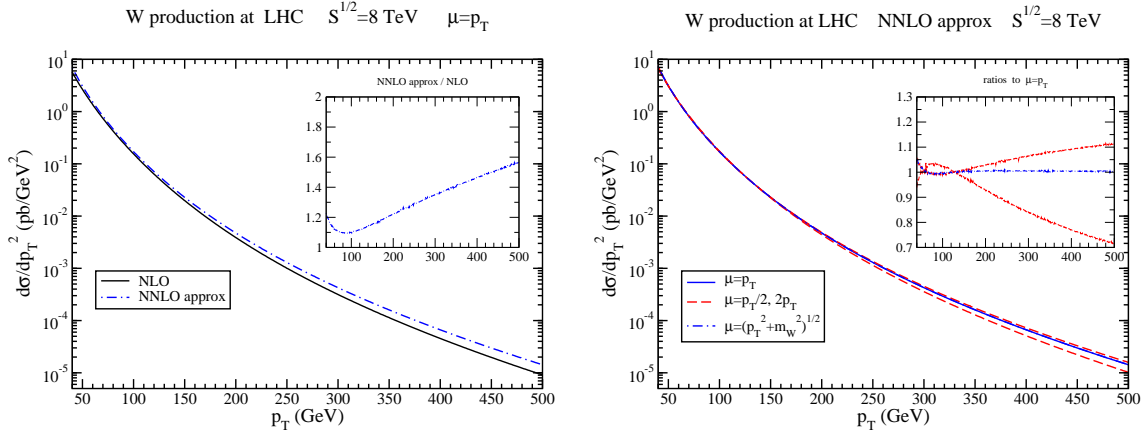


Figure 4: W -boson approximate NNLO p_T distributions with various choices of scale at the LHC at 8 TeV.

with additional subleading terms. Thus at NNLO all $\mathcal{D}_3(s_4)$, $\mathcal{D}_2(s_4)$, and $\mathcal{D}_1(s_4)$ terms were fully determined in [5] but only partial $\mathcal{D}_0(s_4)$ terms could be calculated.

Recent two-loop results for the soft anomalous dimensions [7] have made possible NNLL resummation and thus the determination of all NNLO $\mathcal{D}_0(s_4)$ terms [8]. These new approximate NNLO analytical results from the expansion of the NNLL resummed differential cross section are then used here to provide numerical predictions [8, 9] for the W -boson p_T distribution at the LHC and the Tevatron. We note that a different, SCET-based, approach to resummation for the W boson has also appeared in [10].

Soft-gluon resummation follows from the factorization properties of the cross section and is performed in moment space. The resummed cross section is

$$\hat{\sigma}^{res}(N) = \exp \left[\sum_i E_i(N_i) \right] \exp [E'_j(N')] \exp \left[\sum_{i=1,2} 2 \int_{\mu_F}^{\sqrt{s}} \frac{d\mu}{\mu} \gamma_{i/i}(\tilde{N}_i, \alpha_s(\mu)) \right] \\ \times H(\alpha_s) S \left(\alpha_s \left(\frac{\sqrt{s}}{\tilde{N}'} \right) \right) \exp \left[\int_{\sqrt{s}}^{\sqrt{s}/\tilde{N}'} \frac{d\mu}{\mu} 2 \text{Re} \Gamma_S(\alpha_s(\mu)) \right]$$

where the first two exponents describe collinear and soft emission from incoming and outgoing partons, H is the hard function, S is the soft-gluon function, and Γ_S is the soft anomalous dimension with perturbative expansion

$$\Gamma_S = \frac{\alpha_s}{\pi} \Gamma_S^{(1)} + \frac{\alpha_s^2}{\pi^2} \Gamma_S^{(2)} + \dots$$

The two-loop soft anomalous dimension, $\Gamma_S^{(2)}$, is determined from the UV poles of dimensionally-regularized integrals for the two-loop eikonal diagrams for $qg \rightarrow Wq$, shown in Fig. 2, and $q\bar{q} \rightarrow Wg$, shown in Fig. 3.

The analytical expressions for the soft anomalous dimensions at one and two loops are given below. For $qg \rightarrow Wq$

$$\Gamma_{S,qg \rightarrow Wq}^{(1)} = C_F \ln \left(\frac{-u}{s} \right) + \frac{C_A}{2} \ln \left(\frac{t}{u} \right) \\ \Gamma_{S,qg \rightarrow Wq}^{(2)} = \frac{K}{2} \Gamma_{S,qg \rightarrow Wq}^{(1)}.$$

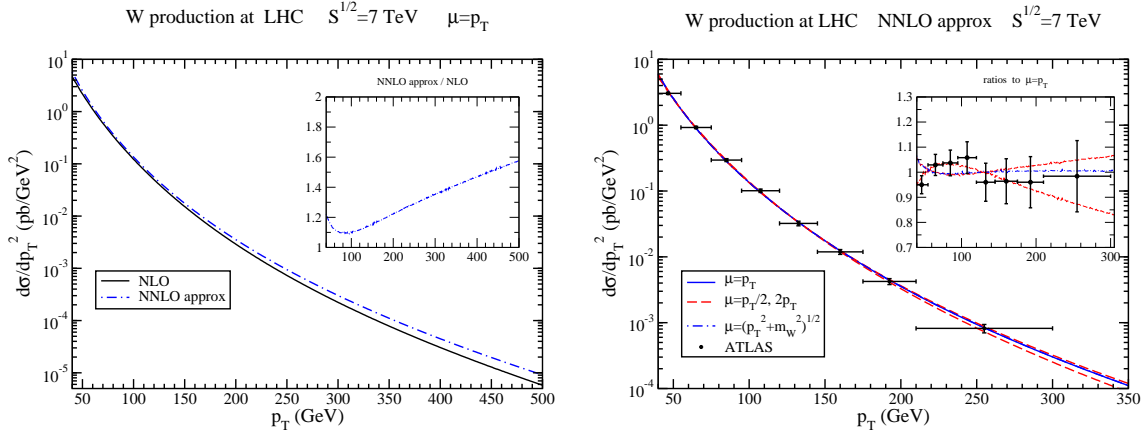


Figure 5: W -boson approximate NNLO p_T distributions with various choices of scale at the LHC at 7 TeV.

For $q\bar{q} \rightarrow Wg$

$$\Gamma_{S,q\bar{q} \rightarrow Wg}^{(1)} = \frac{C_A}{2} \ln\left(\frac{tu}{s^2}\right)$$

$$\Gamma_{S,q\bar{q} \rightarrow Wg}^{(2)} = \frac{K}{2} \Gamma_{S,q\bar{q} \rightarrow Wg}^{(1)}.$$

Our numerical results for the NNLO approximate p_T distribution of the W boson at the LHC at 8 TeV energy is shown in Fig. 4. Again, we use the MSTW 2008 pdf sets [3]. The left plot contrasts the NLO and approximate NNLO results and the inset plot shows the ratio NNLO approximate / NLO. The NNLO soft-gluon contributions increasingly enhance the NLO result with increasing p_T . The right plot displays the approximate NNLO $d\sigma/dp_T^2$ for four different choices of scale: the central choice $\mu = p_T$, its variation by a factor of two, $\mu = p_T/2, 2p_T$, and also $\mu = (p_T^2 + m_W^2)^{1/2}$. The inset plot shows ratios of the p_T distributions with the last three scale choices to the central result with $\mu = p_T$.

Figure 5 shows results for 7 TeV LHC energy. The left plot again contrasts NLO and approximate NNLO results for $d\sigma/dp_T^2$. Their ratio is very similar to that at 8 TeV shown previously. The right plot shows $d\sigma/dp_T^2$ for various scale choices and compared with recent ATLAS results [11]. The agreement between our theoretical predictions and the ATLAS data is very good.

Finally, Fig. 6 displays related results for the W -boson p_T distribution at the LHC at 14 TeV energy (left plot) and at the Tevatron (right plot).

More analytical and numerical results can be found in Ref. [8] (see also [7, 9]).

4. Conclusions

We have calculated the W -boson transverse momentum distribution for W production at large p_T . We presented NLO results as well as approximate NNLO results from NNLL resummation using two-loop soft-gluon threshold corrections. The higher-order corrections are important for greater theoretical accuracy.

The approximate NNLO p_T distributions of the W have been calculated for both LHC and Tevatron energies and are in good agreement with recent ATLAS data from the LHC at 7 TeV. It will be instructive to compare our results with 8 TeV data from ATLAS and CMS.

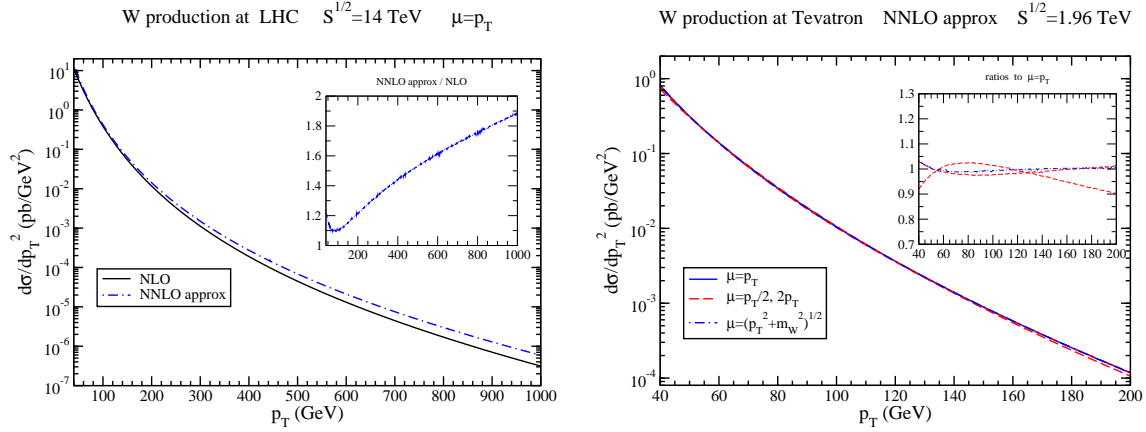


Figure 6: W -boson approximate NNLO p_T distributions at 14 TeV LHC (left) and at the Tevatron (right).

Our results are also relevant at Tevatron energies. We note that while the D0 and CDF Collaborations have published their measurements of the W boson p_T distributions based on Run I data, corresponding results for Run II data have not been published to date. Event rates for this process are expected to increase dramatically when the LHC resumes operation. Comparison of reliable and accurate perturbative predictions with experimental data at these widely separated energy regimes around 2, 8, and 14 TeV could provide important insight into problems involving parton distribution functions, scale dependence, and resummation of large logarithms.

References

- [1] P.B. Arnold and M.H. Reno, *Nucl. Phys. B* **319** (1989) 37; (E) *B* **330** (1990) 284.
- [2] R.J. Gonsalves, J. Pawłowski, and C.-F. Wai, *Phys. Rev. D* **40** (1989) 2245; *Phys. Lett. B* **252** (1990) 663.
- [3] A.D. Martin, W.J. Stirling, R.S. Thorne, and G. Watt, *Eur. Phys. J. C* **63** (2009) 189 [arXiv:0901.0002 [hep-ph]].
- [4] N. Kidonakis and V. Del Duca, *Phys. Lett. B* **480** (2000) 87 [hep-ph/9911460].
- [5] N. Kidonakis and A. Sabio Vera, *JHEP* **02** (2004) 027 [hep-ph/0311266].
- [6] R.J. Gonsalves, N. Kidonakis, and A. Sabio Vera, *Phys. Rev. Lett.* **95** (2005) 222001 [hep-ph/0507317].
- [7] N. Kidonakis, in *DIS 2011*, arXiv:1105.4267 [hep-ph]; in *DPF 2011*, eConf C110809, arXiv:1109.1578 [hep-ph].
- [8] N. Kidonakis and R.J. Gonsalves, arXiv:1201.5265 [hep-ph].
- [9] N. Kidonakis and R.J. Gonsalves, in *DPF 2011*, eConf C110809, arXiv:1109.2817 [hep-ph].
- [10] T. Becher, C. Lorentzen, and M.D. Schwartz, *Phys. Rev. Lett.* **108** (2012) 012001 [arXiv:1106.4310 [hep-ph]]; *Phys. Rev. D* **86** (2012) 054026 [arXiv:1206.6115].
- [11] ATLAS Collaboration, G. Aad *et al.*, *Phys. Rev. D* **85** (2012) 012005 [arXiv:1108.6308 [hep-ex]].