

# Coronagraphic Observations of Fomalhaut at Solar System Scales

Matthew A. Kenworthy and Tiffany Meshkat

*Leiden Observatory, Leiden University, P.O. Box 9513, 2300 RA Leiden, The Netherlands*

Sascha P. Quanz

*Institute for Astronomy, ETH Zurich, Wolfgang-Pauli-Strasse 27, 8093 Zurich, Switzerland*

Julien H. Girard

*European Southern Observatory, Alonso de Cordova 3107, Vitacura, Cassilla 19001,  
Santiago, Chile*

Michael R. Meyer

*Institute for Astronomy, ETH Zurich, Wolfgang-Pauli-Strasse 27, 8093 Zurich, Switzerland*

and

Markus Kasper

*European Southern Observatory, Karl Schwarzschild Strasse, 2, 85748 Garching bei  
Munchen, Germany*

## ABSTRACT

We report on a search for low mass companions within 10 AU of the star Fomalhaut, using narrow band observations at  $4.05\mu\text{m}$  obtained with the Apodizing Phase Plate (APP) coronagraph on the VLT/NaCo. Our observations place a model dependent upper mass limit of  $12 - 20M_{\text{jup}}$  from 4 to 10 AU, covering the semi-major axis search space between interferometric imaging measurements and other direct imaging non-detections. These observations rule out models where the large semi-major axis for the putative candidate companion Fomalhaut b is explained by dynamical scattering from a more massive companion in the inner stellar system, where such giant planets are thought to form.

*Subject headings:* formation — planets and satellites: formation — planets and satellites: detection — stars: individual (Fomalhaut) — planetary systems — high contrast imaging: infrared astronomy

## 1. Introduction

The formation and distribution of the planets in our Solar system is closely entwined with the early evolution of its debris disk (Lissauer 1993) which, despite many different lines of evidence, do not produce a clear picture. By studying debris disks with a range of stellar ages, however, an evolutionary picture can be formed (see the reviews of Wyatt et al. 2007; Meyer et al. 2007). The morphology of dust in debris disks around nearby stars is thought to be a signpost of planet formation, leading to an intense study of the nearest debris disk systems to look for the bodies that are sculpting these structures. Deep imaging surveys therefore have focused on the closest systems where spatial resolution provides the greatest detail. Fomalhaut is a nearby ( $d = 7.7pc$ ) A3V star with an estimated age of  $440 \pm 40$  Myr (Mamajek et al. 2012). It has an inclined eccentric debris disk first resolved by Holland et al. (1998) in the sub-mm and subsequently imaged by the Hubble Space Telescope by Kalas et al. (2005). The sharp inner edge of the resolved ring and its eccentricity implies the gravitational presence of a planet (Quillen 2006) for which a candidate was imaged by Kalas et al. (2008) at optical wavelengths.

Observations taken with the Herschel Space Observatory from  $70\mu m$  to  $500\mu m$  (Acke et al. 2012) show that there is an estimated 110 Earth masses cometary reservoir supplying the dusty grains that are directly detected at these wavelengths. High angular resolution observations at 350 GHz taken with ALMA resolves the debris ring on one side of Fomalhaut (Boley et al. 2012). The structure of the ring implies that the outer edge of the parent body ring is consistent with being as sharply truncated as the inner edge. The most likely explanation is the presence of unseen shepherding planetary bodies on either side of the ring.

We report on the search for a substellar companion to Fomalhaut down to 3 AU of the star. We are motivated by the presence and location of the object labelled Fomalhaut b, which resides approximately 120 AU in projection at the inner edge of the debris ring. The nature of Fomalhaut b is uncertain. The initial detection of reflected light in Kalas et al. (2008) was made at visible wavelengths, but subsequent observations do not detect the expected thermal emission from a massive gas giant (Marengo et al. 2009; Janson et al. 2012). The continuing existence of the dust ring implies a mass of less than three Jupiter masses, a prediction that is confirmed by a Spitzer non-detection of Fomalhaut b which limits its mass to  $1 M_{jup}$  (Janson et al. 2012). The distance of Fomalhaut b from its parent star means that the reflected light detection from the atmospheric surface of a Jupiter mass planet is not possible. Instead, the blue colours of the object imply we are seeing starlight scattered from a cloud of dust which is either organised in a ring system about an unseen central object or a recently formed cloud of ejecta from a collision of planetesimals. A third alternative is that we are seeing a resonant clump of dust formed by unseen perturbation in the debris ring

system.

It is a challenge to current planet formation theories to explain the presence of a massive object in an orbit at that distance from its central star, leading to the hypothesis that such planets are captured from another star during the early stages of stellar cluster evolution (Parker and Quanz 2012), or that the object formed much closer to the parent star and was then dynamically ejected out to 120 AU through gravitational interactions with one or more massive planets in the inner Fomalhaut system (Chiang et al. 2009). Additionally it is interesting in its own right to look for giant planets around early type stars, given that the first gas giant exoplanet detections have been around the early-type stars  $\beta$  Pictoris (Lagrange et al. 2009, 2010; Quanz et al. 2010) and HR 8799 (Marois et al. 2008, 2010; Skemer et al. 2012), and to this end direct imaging surveys are producing statistically significant samples for analysis and interpretation (Ehrenreich et al. 2010; Janson et al. 2011; Vigan et al. 2012).

In Section 2 we describe the observations and data reduction carried out with NaCo at the VLT, in Section 3 we carry out an analysis and interpretation of the presented data in terms of limits to faint companions of Fomalhaut. In Section 4, we compare our search with other companion searches around Fomalhaut and how future observations with the APP will be improved, and in Section 5 we present our conclusions.

## 2. Observations and Data Reduction

Data were obtained using NaCo (Lenzen et al. 2003; Rousset et al. 2003) on UT4 at Paranal in July and August 2011 (see Table 1). The conditions were photometric with no cloud cover. NaCo is run with the target, Fomalhaut, used as a natural guide star and the visible band wavefront sensor.

NaCo is used with the L27 camera, the NB4.05 filter ( $\lambda_c = 4.051\mu m$  and  $\Delta\lambda = 0.02\mu m$ ) and the APP Coronagraph used to provide additional diffraction suppression (Kenworthy et al. 2010; Quanz et al. 2010). Changes in the optical figure of the telescope mirrors and science camera optics lead to changes in the intensity of the telescope PSF at the science camera detector. The pupil tracking mode is therefore used to minimise the number of optical surfaces rotating with respect to the orientation of the detector, removing an additional component of PSF variation. The plane of the sky therefore rotates with respect to the camera focal plane.

Data are obtained in data cubes consisting of 200 sequential images, each one with a duration of 0.23 seconds. One or more data cubes are obtained in one pointing, and then

the telescope is moved by 6 arcseconds along the top edge of the detector and another data cube acquired. For these observations we use a three point dither pattern along the top third of the NaCo detector. The APP coronagraph provides diffraction suppression over a 180 degree wedge on one side of the star, at a cost of brighter diffraction (and increased noise) on the other side of the stellar PSF, resulting in a “dark side” and “bright side”. In all subsequent data reduction, the bright side of the stellar PSF is masked off and removed from further analysis. Observations in pupil tracking mode result in a rotation of the “dark side” of the PSF on the sky. In order to obtain high contrast sensitivity for all position angles around the target star, at least one additional observing block is required with the NaCo rotation set so that they directly complement the first set of observations in position angle. In the case for Fomalhaut we have three separate sets of APP observations taken on separate nights (with PA offsets of  $0^\circ$ ,  $120^\circ$  and  $240^\circ$ ) that are combined to form a final image with 360 degrees of sensitivity. We deliberately saturate the PSF core so that the sensitivity to faint companions is increased. These observations are listed in Table 1. There are two sources of loss of sensitivity compared to direct imaging - first, the requirement to have two complementary position angles to provide the angular coverage, and a second loss in the core flux of all point sources in the image when using the APP. The APP coronagraph uses 45-50% of the core flux to provide suppression of the diffraction rings, and this leads to an increase of the integration time to reach a desired background limited signal to noise limit. However, coronagraphs are always used at small angular separations where the dominant noise source is due to diffraction structures, and so there is a net gain in sensitivity when using a coronagraph in these conditions.

For the photometric calibration we used unsaturated images of Fomalhaut, itself a bright photometric standard star (van der Bliek et al. 1996) for the near-IR. Based on the unpublished UKIRT bright standard star catalogue (see Leggett et al. 2003, for a discussion) the UKIRT L’ magnitude of Fomalhaut is  $0.96 \pm 0.01$ . Since  $(K - L') = 0 \pm 0.02$  for Fomalhaut and the UKIRT L’ filter is narrower than that of the more recent MKO-NIR filter set, we take the photometry of Fomalhaut in the NB4.05 filter to be  $0.96 \pm 0.02$ . The observing strategy and dither positions for Hemisphere 1 were used with the detector integration time (DIT) set to 0.0203 seconds, and 6 data cubes were obtained. We follow the general data reduction approach in Quanz et al. (2010). With the large amount of sky rotation in the images, we use Angular Differential Imaging (Marois et al. 2006) in combination with the LOCI algorithm (Lafrenière et al. 2007) to subtract the stellar PSF of our images. For each science image, LOCI constructs a linear combination of the other science images that have enough sky rotation to avoid faint companion self-subtraction. The coefficients for the linear combination are calculated for different radii from the central star and for parameters describing the optimization region.

### 3. Results and Analysis

#### 3.1. Point source detection limits

In Figure 1 we show the final PSF-subtracted image for Fomalhaut, together with an artificially inserted point source 11 magnitudes fainter than Fomalhaut at PA=225 degrees.

Fake planets are added to the raw data cubes to determine the limiting magnitude achievable. The unsaturated PSF image of Fomalhaut is used to create the fake planets in the saturated science images. They are added at angular separations incrementing from 0".2 to 1" in steps of 0".1, and delta magnitudes in steps of 1 mag from 8 to 14. The LOCI algorithm is used to extract the artificial planet while minimizing the speckles. We performed Monte Carlo simulations to determine the optimal parameters for the LOCI algorithm that yield the highest signal-to-noise for the planet. The signal-to-noise for the planet is defined as follows:

$$\left(\frac{S}{N}\right)_{planet} = \frac{F_{planet}}{\sigma(r)\sqrt{\pi r_{ap}^2}}$$

where  $F_{planet}$  is the sum of the planet flux in an aperture with radius  $r_{ap}=3$  pixels and  $\sigma$  is the root mean square of the pixels in a 170° wedge at the same radius, surrounding the star. After running the three hemispheres through LOCI, the output was collapsed into one final image with the best planet signal-to-noise. We extrapolate between the planet magnitudes to determine the magnitude which yields a signal-to-noise of 5. This process was repeated for all angular separations. Fake planets were added at four different position angles around Fomalhaut. The limiting magnitudes at each position angle were calculated and the resultant mean limiting magnitude is shown in Figure 2.

To convert a given point source's absolute magnitude to the mass of a companion, we require both its age and a theory for the luminous evolution of the object. We convert the contrast curve into an upper limit of mass using the gas giant atmospheric models of Baraffe et al. (2003) and Spiegel and Burrows (2012) to form the resultant contrast curve in Figure 3. The Spiegel and Burrows (2012) models are solar metallicity with hybrid clouds. The blue curve is extrapolated from Figure 7 in Spiegel and Burrows (2012) to include masses greater than 10  $M_J$  in the NB4.05 filter. The hot- and cold-start models are nearly equivalent for objects older than 400 Myr, hence only one curve is shown. No significant point sources are identified above the local azimuthally averaged background out to 1.5 arcseconds (11.6 AU) around Fomalhaut. Our sensitivity in mass is flat from 0.6 to 1.5 arcseconds (4.6 to 11.6 AU), with an upper mass limit of  $16M_{jup}$  (Spiegel and Burrows 2012) to  $12M_{jup}$  (Baraffe et al. 2003).

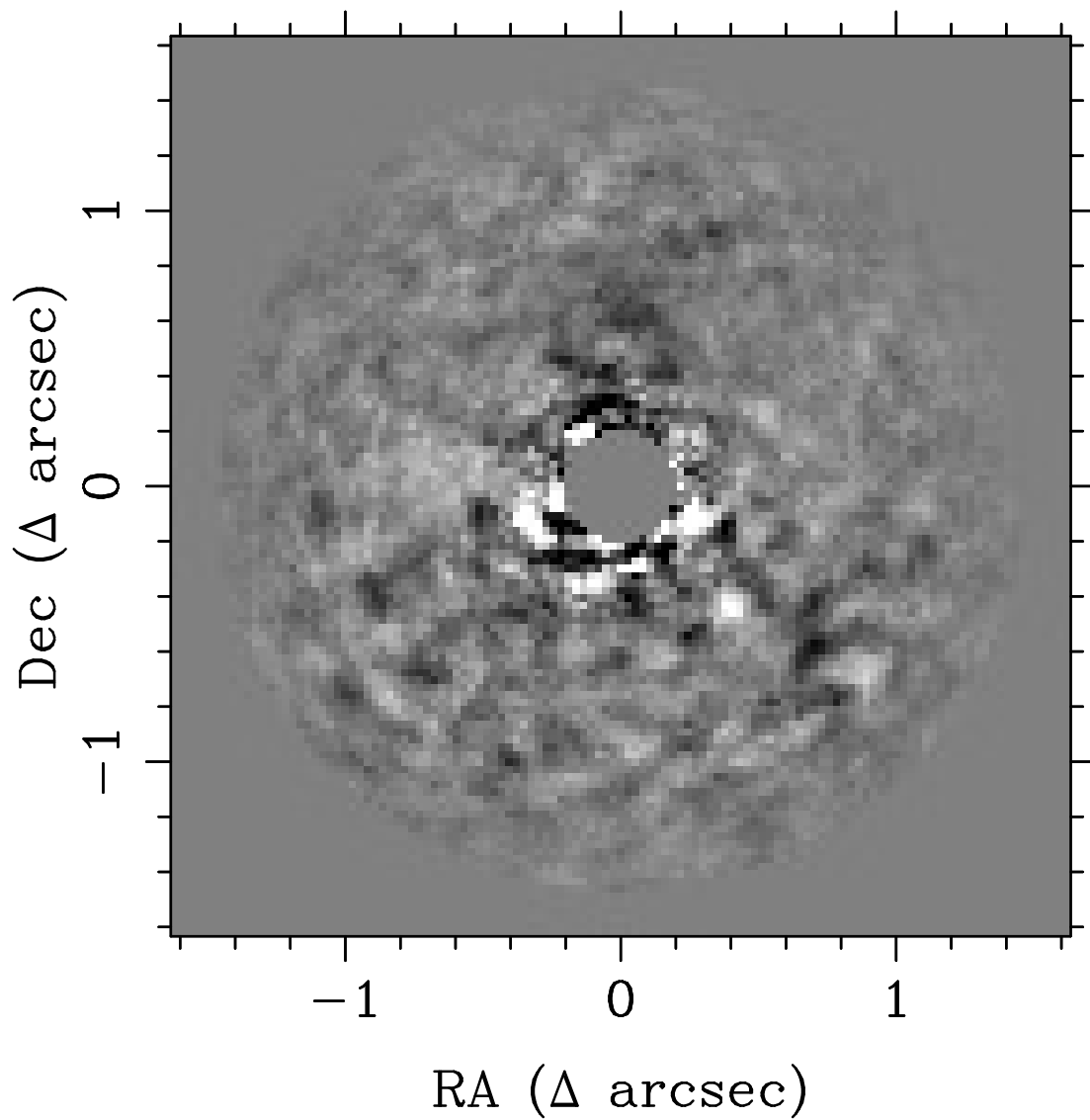


Fig. 1.— Image of Fomalhaut with fake companion added at PA=225 and separation of 0.6 arcseconds (4.6 AU). The companion is 11 magnitudes fainter than Fomalhaut and is detected with a signal to noise of 8.7.

Table 1. Summary of Observations of Fomalhaut in Pupil Tracking Mode

Parameter	Hemisphere 1	Hemisphere 2	Hemisphere 3
UT date	2011-07-19	2011-08-09	2011-08-07
UT start	07:27:43	06:08:23	06:04:17
UT end	08:42:30	07:25:20	07:15:04
NDIT $\times$ DIT	$200 \times 0.23$ sec	$200 \times 0.23$ sec	$200 \times 0.23$ sec
Number of Cubes	75	78	72
Parallactic Angle start	$-50.2^\circ$	$-46.1^\circ$	$-58.9^\circ$
Parallactic Angle end	$69.3^\circ$	$71.7^\circ$	$61.8^\circ$
Airmass	1.005 to 1.023	1.005 to 1.014	1.005 to 1.028
Typical DIMM Seeing	0.60 to 0.75	0.61 to 0.70	0.83 to 1.32

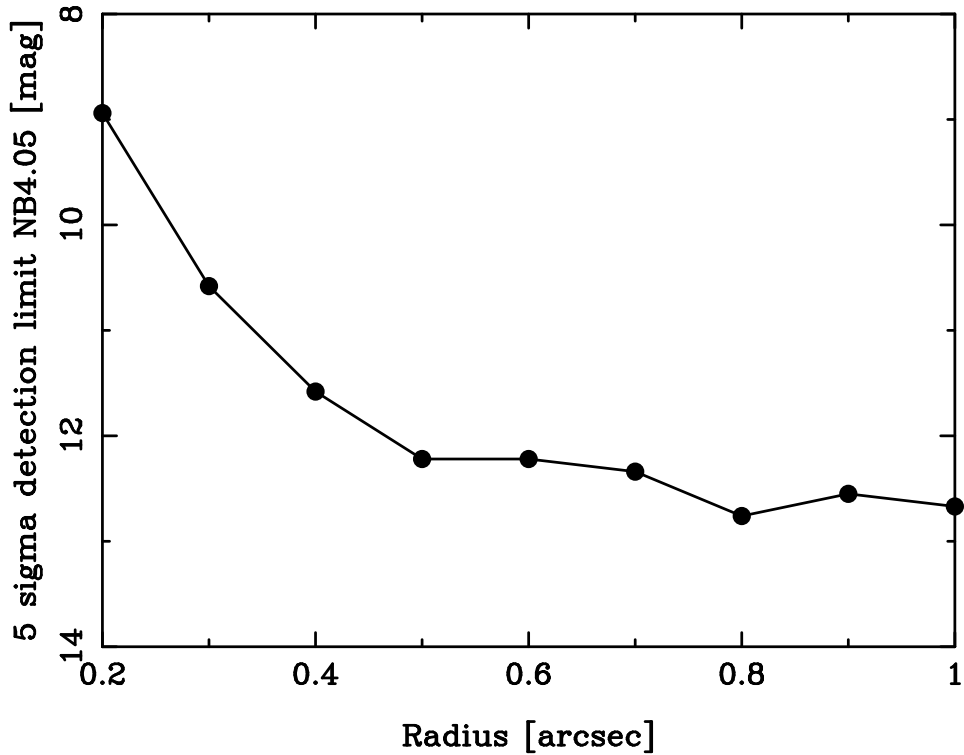


Fig. 2.— Sensitivity curve derived from artificially inserted and extracted point sources around Fomalhaut, with the sensitivity expressed in apparent NB4.05 magnitudes for a  $5\sigma$  point source detection and angular separation in arcseconds. To convert to the contrast curve, subtract 0.96 mag (see text for discussion).

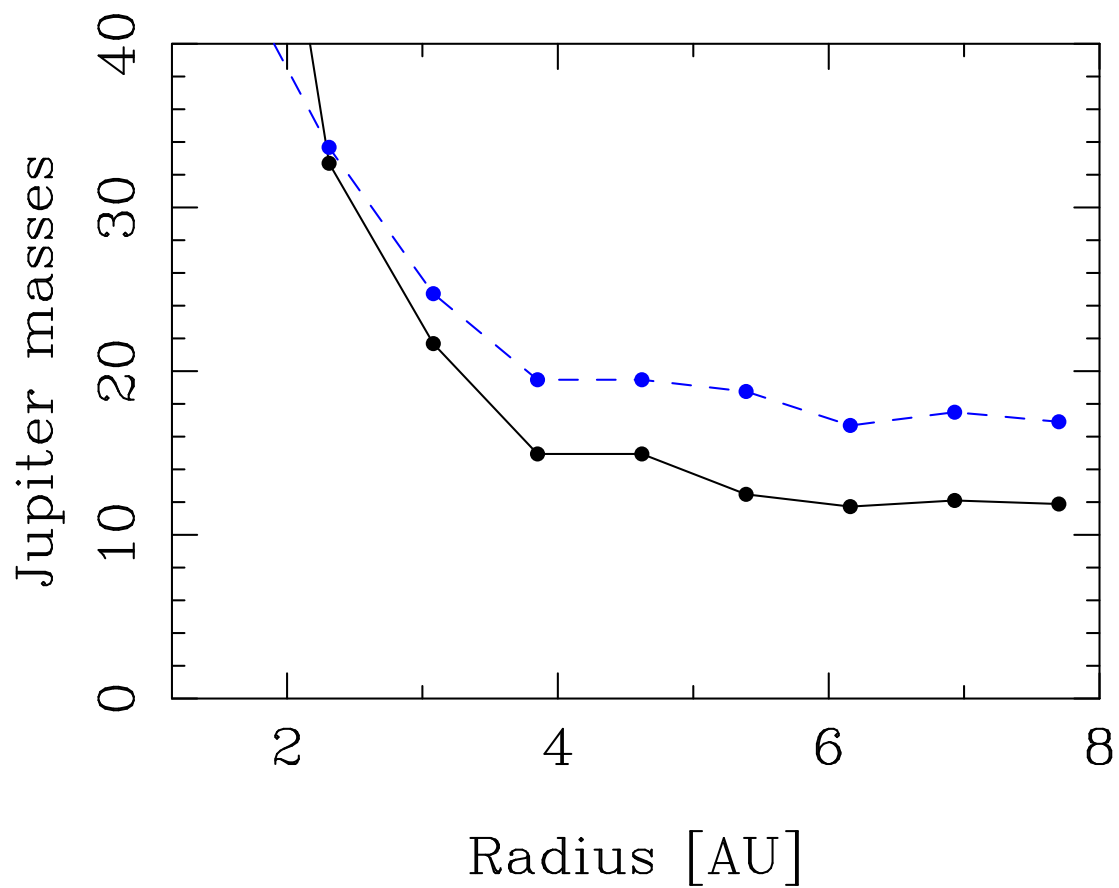


Fig. 3.— Detection limits for gas giant companions around Fomalhaut using [Baraffe et al. \(2003\)](#) (solid black line) and [Spiegel and Burrows \(2012\)](#) (dashed blue line) models and assuming a distance of 7.81 pc for Fomalhaut with the best LOCI parameter case.



Our sensitivity to planetary mass objects is limited by the contrast achievable using the APP optic and by the recently revised age of the Fomalhaut system (Mamajek 2012). The luminosity of giant planets decreases as a function of time, and previous detection limits have taken an age of Fomalhaut of 250 Myr (Barrado y Navascues et al. 1997), based on several different aging techniques on both Fomalhaut and its associated companion TW PsA. In Mamajek (2012) the companionship is further confirmed and an improved isochronal age increases the age to  $440 \pm 40$  Myr, which is the age we adopt in this paper. The consequence of the increase in age means that previous mass sensitivities are approximately doubled, and our results are limited down to the high end of the planetary mass regime.

#### 4. Discussion

Several groups have searched for massive companions in the Fomalhaut system and these are shown in Figure 4, both as a point source contrast plot and an upper mass limit plot using the giant planet models of Baraffe et al. (2003) and (Spiegel and Burrows 2012). The VLTI/PIONIER interferometer using the auxilliary 1.8m telescopes at H band gives the largest angular separation coverage in logarithmic space from 1mas to 100mas with a peak sensitivity of  $3 \times 10^{-3}$ , scaled for a point source contrast limit at  $5\sigma$  (Absil et al. 2011). This angular separation regime is not accessible to single dish telescopes, and future observations with the full 8.4m telescopes in the VLTI will be able to look within 1 AU of Fomalhaut and other nearby bright stars.

This work searches from 0.2 to 1.2 arcseconds using a coronagraphic optic that provides additional diffraction suppression and provides an additional 1 to 1.5 magnitudes of sensitivity compared to direct imaging sensitivities obtained with the same wavelength and instrument (Quanz et al. 2012). These observations overlap with the thermal infrared ( $4.7\mu m$ ) measurements from Kenworthy et al. (2009) to look for companions out to 35 AU, where the planet detection limit reaches down to  $2.6M_{jup}$  (using the models of Baraffe et al. (2003) and the revised age of 440 Myr), taking advantage of the thermal imaging performance of the 6.5m MMT telescope (Lloyd-Hart 2000) with the Clio thermal infrared imager (Hinz et al. 2006) and deformable secondary AO mirror system (Wildi et al. 2002; Brusa et al. 2003a). The observations in Kenworthy et al. (2009) are complete out to 4.5 arcseconds, and additionally provide partial coverage to 10 arcseconds. We restrict the contrast curve in Figure 4 to the complete coverage.

Others have looked for the thermal signature of Fomalhaut b using the Spitzer space telescope (Marengo et al. 2009; Janson et al. 2012) with model dependent upper mass limits of  $1M_{jup}$  (Janson et al. 2012) being reached with the lower background sensitivity achievable

in space. This also provides a constraint on companions in to 11 arcseconds.

The contrasts attained at 1.3 arcseconds between the MMT and VLT observations are comparable while there is a factor of two in planet mass sensitivity achieved. This is due to the extremely red colours predicted (and seen) in extrasolar giant planet models for younger systems ( $< 500 Myr$ ), demonstrating the utility of carrying out extrasolar planet searches at thermal wavelengths around nearby stars (Hinz et al. 2006; Heinze et al. 2010) with both current facilities (LMIRCam Wilson et al. 2008) and future ELTs such as the E-ELT (METIS; Brandl et al. 2012) and GMT (TIGER; Hinz et al. 2012). By optimizing the telescope for thermal infrared observations with a deformable secondary mirror (Brusa et al. 2003b), fainter planets can be detected (Lloyd-Hart 2000).

There is a gap in coverage from 100 mas to 200 mas, which can be bridged with Sparse Aperture Masking (SAM) techniques (Nakajima et al. 1989; Tuthill et al. 2006, 2000) to cover 100 to 500 mas. This technique is well suited to bright targets such as Fomalhaut, and it is expected that this semi-major axis region will be observed in due course.

As can be seen, there is a large degree of coverage in semi-major axis around Fomalhaut, ruling out the presence of massive planetary mass companions to within approximately 3 AU and brown dwarf companions within 2 AU. Further epochs will also close out the phase space that remains open due to the non-simultaneity of the reported observations.

Crida et al. (2009) suggest a pair of massive planets at 5-20 AU could undergo a change in their semi-major axes through a mean motion resonance, with the larger companion remaining at 75 AU whilst the outer one moves out to form the core for Fomalhaut b. The search presented here, in combination with other ground and space-based observations rules out the presence of brown dwarf mass companions. The need for a large, inner system scattering planet, however, may not be required to form Fomalhaut b out at the large distance from the central star that it currently appears. Lambrechts and Johansen (2012) suggest that gas giant cores can be rapidly accreted at large stellar distances in the early gas-rich phase of the protoplanetary disk by pebble accretion, obviating the need for gravitational scattering from the inner stellar system.

## 5. Summary and Conclusions

We have presented upper limits to massive companions in the Fomalhaut system, covering the range of semi-major axes from 1.5 AU to 11 AU. We detect no companions greater than a model dependent  $20M_{jup}$  from 4 AU to 10 AU, and combining this with other searches in the literature we can rule any companion greater than  $30M_{jup}$  from 2.5 AU outwards. The

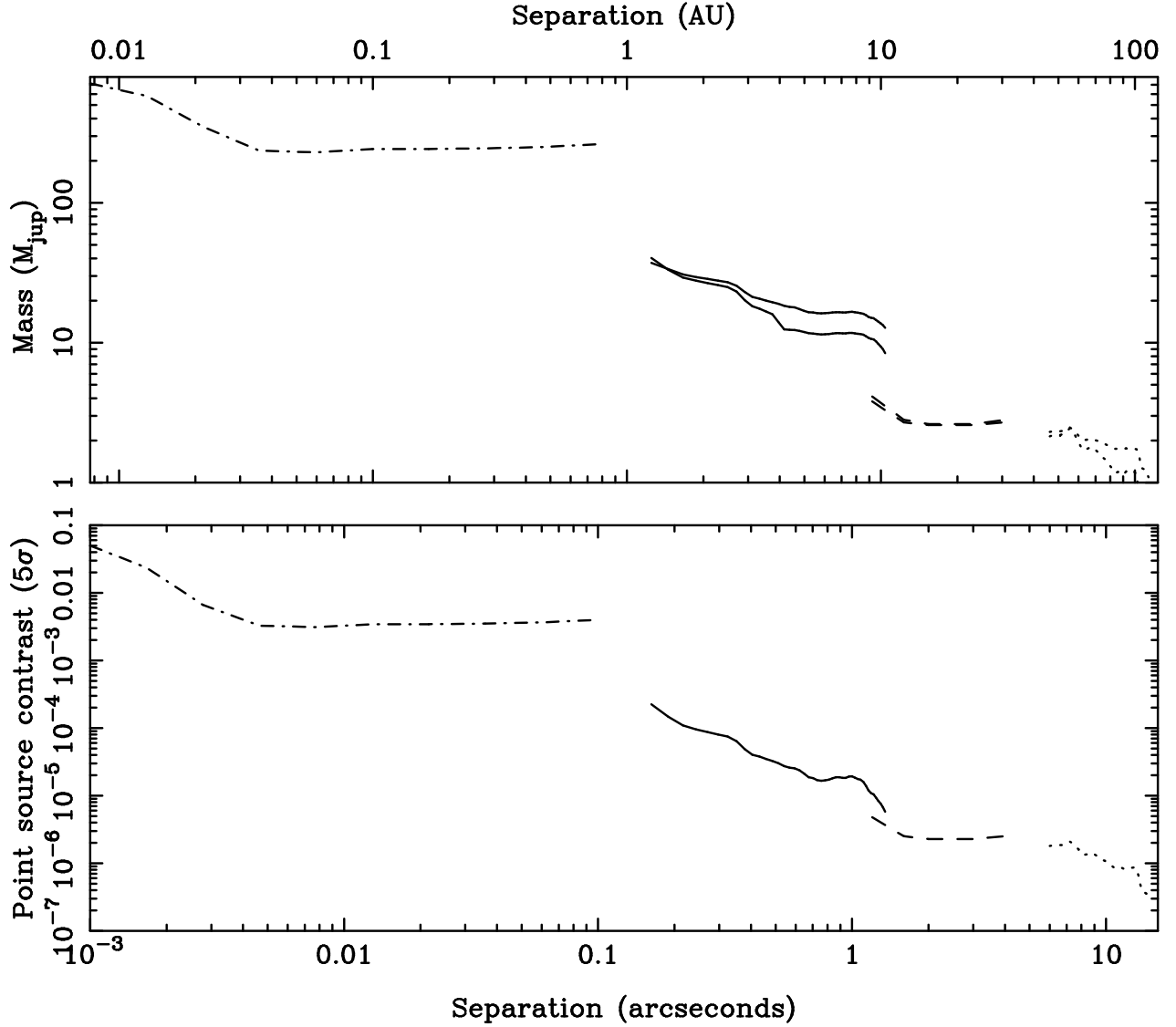


Fig. 4.— Contrast curves and upper mass limits for point sources around Fomalhaut compiled with measurements from the literature. From small to large angular separations, the curves represent data from [Absil et al. \(2011\)](#) [dot-dashed line - VLT/1.8m/1.65 $\mu$ m], this paper [solid line - VLT/8.4m/4.05 $\mu$ m], [Kenworthy et al. \(2009\)](#) [dashed line - MMT/6.35m/4.7 $\mu$ m] and [Janson et al. \(2012\)](#) [dotted line - Spitzer/0.85m/4.5 $\mu$ m]. All curves have been adjusted to 5 $\sigma$  point source sensitivity. Masses for the VLT/1.8m observations were estimated using the models of [Baraffe et al. \(1998\)](#) and the others from the models of [Baraffe et al. \(2003\)](#) and ([Spiegel and Burrows 2012](#)). The age of Fomalhaut is taken to be 440 Myr ([Mamajek et al. 2012](#)).

Fomalhaut system is older than previously thought, leading to an upward revision of the previously determined masses. We also rule out any brown dwarf that can cause the anomalous astrometric motion of Fomalhaut in Hipparcos data as suggested by [Chiang et al. \(2009\)](#). In the case of Fomalhaut, SAM observations are expected to close the gap for 0.1 to 0.5 arcseconds.

Future research is needed to confirm that the contrast limits at small angular separations are now dominated by non-common path errors between the wavefront sensor optical path and the science camera optical path. Efforts to measure and remove these errors have been demonstrated on NaCo with extra-focal imaging ([Riaud et al. 2012](#)) and by using the residuals from the wavefront sensor camera in a closed loop AO system ([Codona et al. 2008](#), and Codona and Kenworthy; submitted).

This research has made use of the SIMBAD database, operated at CDS, Strasbourg, France. We are indebted to the ESO Paranal Support staff at the VLT, and to the anonymous referee for their comments on this paper. The data here were obtained under ESO Observing Run Number 087.C-0701(B).

*Facilities:* VLT.

## REFERENCES

- O. Absil, J.-B. Le Bouquin, J.-P. Berger, A.-M. Lagrange, G. Chauvin, B. Lazareff, G. Zins, P. Haguenauer, et al. “Searching for faint companions with VLTI/PIONIER. I. Method and first results”. *A&A*535 (2011) A68. 1110.1178, [ADS].
- B. Acke, M. Min, C. Dominik, B. Vandenbussche, B. Sibthorpe, C. Waelkens, G. Olofsson, P. Degroote, et al. “Herschel images of Fomalhaut. An extrasolar Kuiper belt at the height of its dynamical activity”. *A&A*540 (2012) A125. 1204.5037, [ADS].
- I. Baraffe, G. Chabrier, F. Allard, and P. H. Hauschildt. “Evolutionary models for solar metallicity low-mass stars: mass-magnitude relationships and color-magnitude diagrams”. *A&A*337 (1998) 403–412. [arXiv:astro-ph/9805009](#), [ADS].
- I. Baraffe, G. Chabrier, T. S. Barman, F. Allard, and P. H. Hauschildt. “Evolutionary models for cool brown dwarfs and extrasolar giant planets. The case of HD 209458”. *A&A*402 (2003) 701–712. [arXiv:astro-ph/0302293](#), [ADS].
- D. Barrado y Navascues, J. R. Stauffer, L. Hartmann, and S. C. Balachandran. “The Age of Gliese 879 and Fomalhaut”. *ApJ*475 (1997) 313. [arXiv:astro-ph/9704021](#), [ADS].
- A. C. Boley, M. J. Payne, S. Corder, W. R. F. Dent, E. B. Ford, and M. Shabram. “Constraining the Planetary System of Fomalhaut Using High-resolution ALMA Observations”. *ApJ*750 (2012) L21. 1204.0007, [ADS].
- B. R. Brandl, R. Lenzen, E. Pantin, A. Glasse, J. Blommaert, M. Meyer, M. Guedel, L. Venema, et al. “METIS: the thermal infrared instrument for the E-ELT”. In *Society of Photo-Optical Instrumentation Engineers (SPIE) Conference Series*, vol. 8446 of *Society of Photo-Optical Instrumentation Engineers (SPIE) Conference Series* (2012). [ADS].
- G. Brusa, A. Riccardi, P. Salinari, F. P. Wildi, M. Lloyd-Hart, H. M. Martin, R. Allen, D. Fisher, et al. “MMT adaptive secondary: performance evaluation and field testing”. In P. L. Wizinowich and D. Bonaccini, eds., *Adaptive Optical System Technologies II. Edited by Wizinowich, Peter L.; Bonaccini, Domenico. Proceedings of the SPIE, Volume 4839, pp. 691-702 (2003).*, vol. 4839 of *Presented at the Society of Photo-Optical Instrumentation Engineers (SPIE) Conference*, 691–702 (2003a). [ADS].
- G. Brusa, A. Riccardi, F. P. Wildi, M. Lloyd-Hart, H. M. Martin, R. Allen, D. L. Fisher, D. L. Miller, et al. “MMT adaptive secondary: first AO closed-loop results”. In R. K. Tyson

- and M. Lloyd-Hart, eds., *Society of Photo-Optical Instrumentation Engineers (SPIE) Conference Series*, vol. 5169 of *Society of Photo-Optical Instrumentation Engineers (SPIE) Conference Series*, 26–36 (2003b). [\[ADS\]](#).
- E. Chiang, E. Kite, P. Kalas, J. R. Graham, and M. Clampin. “Fomalhaut’s Debris Disk and Planet: Constraining the Mass of Fomalhaut b from disk Morphology”. *ApJ*693 (2009) 734–749. 0811.1985, [\[ADS\]](#).
- J. L. Codona, M. A. Kenworthy, and M. Lloyd-Hart. “A novel WFS technique for high-contrast imaging: Phase Sorting Interferometry (PSI)”. In *Society of Photo-Optical Instrumentation Engineers (SPIE) Conference Series*, vol. 7015 of *Presented at the Society of Photo-Optical Instrumentation Engineers (SPIE) Conference* (2008). [\[ADS\]](#).
- A. Crida, F. Masset, and A. Morbidelli. “Long Range Outward Migration of Giant Planets, with Application to Fomalhaut b”. *ApJ*705 (2009) L148–L152. 0910.1004, [\[ADS\]](#).
- D. Ehrenreich, A. Lagrange, G. Montagnier, G. Chauvin, F. Galland, J. Beuzit, and J. Rameau. “Deep infrared imaging of close companions to austral A- and F-type stars”. *A&A*523 (2010) A73+. 1007.0002, [\[ADS\]](#).
- A. N. Heinze, P. M. Hinz, S. Sivanandam, M. Kenworthy, M. Meyer, and D. Miller. “Constraints on Long-period Planets from an L’- and M-band Survey of Nearby Sun-like Stars: Observations”. *ApJ*714 (2010) 1551–1569. 1003.5340, [\[ADS\]](#).
- P. Hinz, J. Codona, O. Guyon, W. Hoffmann, A. Skemer, J. Hora, V. Tolls, A. Boss, et al. “TIGER: a high contrast infrared imager for the Giant Magellan Telescope”. In *Society of Photo-Optical Instrumentation Engineers (SPIE) Conference Series*, vol. 8446 of *Society of Photo-Optical Instrumentation Engineers (SPIE) Conference Series* (2012). [\[ADS\]](#).
- P. M. Hinz, A. N. Heinze, S. Sivanandam, D. L. Miller, M. A. Kenworthy, G. Brusa, M. Freed, and J. R. P. Angel. “Thermal Infrared Constraint to a Planetary Companion of Vega with the MMT Adaptive Optics System”. *ApJ*653 (2006) 1486–1492. [arXiv:astro-ph/0606129](#), [\[ADS\]](#).
- W. S. Holland, J. S. Greaves, B. Zuckerman, R. A. Webb, C. McCarthy, I. M. Coulson, D. M. Walther, W. R. F. Dent, et al. “Submillimetre images of dusty debris around nearby stars”. *Nature*392 (1998) 788–791. [\[ADS\]](#).
- M. Janson, M. Bonavita, H. Klahr, D. Lafrenière, R. Jayawardhana, and H. Zinnecker. “High-contrast Imaging Search for Planets and Brown Dwarfs around the Most Massive Stars in the Solar Neighborhood”. *ApJ*736 (2011) 89–+. 1105.2577, [\[ADS\]](#).

- M. Janson, J. C. Carson, D. Lafrenière, D. S. Spiegel, J. R. Bent, and P. Wong. “Infrared Non-detection of Fomalhaut b: Implications for the Planet Interpretation”. *ApJ*747 (2012) 116. 1201.4388, [ADS].
- P. Kalas, J. R. Graham, E. Chiang, M. P. Fitzgerald, M. Clampin, E. S. Kite, K. Stapelfeldt, C. Marois, et al. “Optical Images of an Exosolar Planet 25 Light-Years From Earth”. *Science* 322 (2008) 1–7.
- P. Kalas, J. R. Graham, and M. Clampin. “A planetary system as the origin of structure in Fomalhaut’s dust belt”. *Nature*435 (2005) 1067–1070. [arXiv:astro-ph/0506574](#), [ADS].
- M. Kenworthy, S. Quanz, M. Meyer, M. Kasper, J. Girard, R. Lenzen, J. Codona, and P. Hinz. “A New Coronagraph for NAOS-CONICA – the Apodising Phase Plate”. *The Messenger* 141 (2010) 2–4. [ADS].
- M. A. Kenworthy, E. E. Mamajek, P. M. Hinz, M. R. Meyer, A. N. Heinze, D. L. Miller, S. Sivanandam, and M. Freed. “MMT/AO 5  $\mu\text{m}$  Imaging Constraints on the Existence of Giant Planets Orbiting Fomalhaut at  $\sim 13\text{--}40$  AU”. *ApJ*697 (2009) 1928–1933. 0811.2443, [ADS].
- D. Lafrenière, C. Marois, R. Doyon, D. Nadeau, and É. Artigau. “A New Algorithm for Point-Spread Function Subtraction in High-Contrast Imaging: A Demonstration with Angular Differential Imaging”. *ApJ*660 (2007) 770–780. [arXiv:astro-ph/0702697](#), [ADS].
- A.-M. Lagrange, M. Bonnefoy, G. Chauvin, D. Apai, D. Ehrenreich, A. Boccaletti, D. Gratadour, D. Rouan, et al. “A Giant Planet Imaged in the Disk of the Young Star  $\beta$  Pictoris”. *Science* 329 (2010) 57–. 1006.3314, [ADS].
- A.-M. Lagrange, D. Gratadour, G. Chauvin, T. Fusco, D. Ehrenreich, D. Mouillet, G. Rousset, D. Rouan, et al. “A probable giant planet imaged in the  $\beta$  Pictoris disk. VLT/NaCo deep L’-band imaging”. *A&A*493 (2009) L21–L25. [ADS].
- M. Lambrechts and A. Johansen. “Rapid growth of gas-giant cores by pebble accretion”. *A&A*544 (2012) A32. 1205.3030, [ADS].
- S. K. Leggett, T. G. Hawarden, M. J. Currie, A. J. Adamson, T. C. Carroll, T. H. Kerr, O. P. Kuhn, M. S. Seigar, et al. “L’ and M’ standard stars for the Mauna Kea Observatories Near-Infrared system”. *MNRAS*345 (2003) 144–152. [arXiv:astro-ph/0307032](#), [ADS].

- R. Lenzen, M. Hartung, W. Brandner, G. Finger, N. N. Hubin, F. Lacombe, A.-M. Lagrange, M. D. Lehnert, et al. “NAOS-CONICA first on sky results in a variety of observing modes”. In M. Iye and A. F. M. Moorwood, eds., *Society of Photo-Optical Instrumentation Engineers (SPIE) Conference Series*, vol. 4841 of *Society of Photo-Optical Instrumentation Engineers (SPIE) Conference Series*, 944–952 (2003). [\[ADS\]](#).
- J. J. Lissauer. “Planet formation”. *ARA&A*31 (1993) 129–174. [\[ADS\]](#).
- M. Lloyd-Hart. “Thermal Performance Enhancement of Adaptive Optics by Use of a Deformable Secondary Mirror”. *PASP*112 (2000) 264–272. [\[ADS\]](#).
- E. E. Mamajek. “On the Age and Binarity of Fomalhaut”. *ApJ*754 (2012) L20. 1206.6353, [\[ADS\]](#).
- E. E. Mamajek, A. C. Quillen, M. J. Pecaut, F. Moolekamp, E. L. Scott, M. A. Kenworthy, A. Collier Cameron, and N. R. Parley. “Planetary Construction Zones in Occultation: Discovery of an Extrasolar Ring System Transiting a Young Sun-like Star and Future Prospects for Detecting Eclipses by Circumsecondary and Circumplanetary Disks”. *AJ*143 (2012) 72. 1108.4070, [\[ADS\]](#).
- M. Marengo, K. Stapelfeldt, M. W. Werner, J. L. Hora, G. G. Fazio, M. T. Schuster, J. C. Carson, and S. T. Megeath. “Spitzer/Infrared Array Camera Limits to Planetary Companions of Fomalhaut and epsilon Eridani”. *ApJ*700 (2009) 1647–1657. 0906.0364, [\[ADS\]](#).
- C. Marois, D. Lafrenière, R. Doyon, B. Macintosh, and D. Nadeau. “Angular Differential Imaging: A Powerful High-Contrast Imaging Technique”. *ApJ*641 (2006) 556–564. [arXiv:astro-ph/0512335](#), [\[ADS\]](#).
- C. Marois, B. Macintosh, T. Barman, B. Zuckerman, I. Song, J. Patience, D. Lafrenière, and R. Doyon. “Direct Imaging of Multiple Planets Orbiting the Star HR 8799”. *Science* 322 (2008) 1348–. 0811.2606, [\[ADS\]](#).
- C. Marois, B. Macintosh, and J. Véran. “Exoplanet imaging with LOCI processing: photometry and astrometry with the new SOSIE pipeline”. In *Society of Photo-Optical Instrumentation Engineers (SPIE) Conference Series*, vol. 7736 of *Presented at the Society of Photo-Optical Instrumentation Engineers (SPIE) Conference* (2010). [\[ADS\]](#).
- M. R. Meyer, D. E. Backman, A. J. Weinberger, and M. C. Wyatt. “Evolution of Circumstellar Disks Around Normal Stars: Placing Our Solar System in Context”. *Protostars and Planets V* (2007) 573–588. [arXiv:astro-ph/0606399](#), [\[ADS\]](#).



- T. Nakajima, S. R. Kulkarni, P. W. Gorham, A. M. Ghez, G. Neugebauer, J. B. Oke, T. A. Prince, and A. C. S. Readhead. “Diffraction-limited imaging. II - Optical aperture-synthesis imaging of two binary stars”. *AJ*97 (1989) 1510–1521. [\[ADS\]](#).
- R. J. Parker and S. P. Quanz. “The effects of dynamical interactions on planets in young substructured star clusters”. *MNRAS*419 (2012) 2448–2458. 1109.6007, [\[ADS\]](#).
- S. Quanz, M. Meyer, M. Kenworthy, J. Girard, M. Kasper, A.-M. LaGrange, D. Apai, A. Boccaletti, et al. “First results from VLT NACO Apodizing Phase Plate: 4-micron images of the exoplanet  $\beta$  Pictoris b”. *ApJ*(2010).
- S. P. Quanz, J. R. Crepp, M. Janson, H. Avenhaus, M. R. Meyer, and L. A. Hillenbrand. “Searching for Young Jupiter Analogs around AP Col: L-band High-contrast Imaging of the Closest Pre-main-sequence Star”. *ApJ*754 (2012) 127. 1205.6890, [\[ADS\]](#).
- A. C. Quillen. “Predictions for a planet just inside Fomalhaut’s eccentric ring”. *MNRAS*372 (2006) L14–L18. [arXiv:astro-ph/0605372](#), [\[ADS\]](#).
- P. Riaud, D. Mawet, and A. Magette. “Nijboer-Zernike phase retrieval for high contrast imaging. Principle, on-sky demonstration with NACO, and perspectives in vector vortex coronagraphy”. *A&A*545 (2012) A150. [\[ADS\]](#).
- G. Rousset, F. Lacombe, P. Puget, N. N. Hubin, E. Gendron, T. Fusco, R. Arsenault, J. Charton, et al. “NAOS, the first AO system of the VLT: on-sky performance”. In P. L. Wizinowich and D. Bonaccini, eds., *Society of Photo-Optical Instrumentation Engineers (SPIE) Conference Series*, vol. 4839 of *Society of Photo-Optical Instrumentation Engineers (SPIE) Conference Series*, 140–149 (2003). [\[ADS\]](#).
- A. J. Skemer, P. M. Hinz, S. Esposito, A. Burrows, J. Leisenring, M. Skrutskie, S. Desidera, D. Mesa, et al. “First Light LBT AO Images of HR 8799 bcde at 1.6 and 3.3  $\mu\text{m}$ : New Discrepancies between Young Planets and Old Brown Dwarfs”. *ApJ*753 (2012) 14. 1203.2615, [\[ADS\]](#).
- D. S. Spiegel and A. Burrows. “Spectral and Photometric Diagnostics of Giant Planet Formation Scenarios”. *ApJ*745 (2012) 174. 1108.5172, [\[ADS\]](#).
- P. Tuthill, J. Lloyd, M. Ireland, F. Martinache, J. Monnier, H. Woodruff, T. ten Brummelaar, N. Turner, et al. “Sparse-aperture adaptive optics”. In *Society of Photo-Optical Instrumentation Engineers (SPIE) Conference Series*, vol. 6272 of *Society of Photo-Optical Instrumentation Engineers (SPIE) Conference Series* (2006). [\[ADS\]](#).

- P. G. Tuthill, J. D. Monnier, W. C. Danchi, E. H. Wishnow, and C. A. Haniff. “Michelson Interferometry with the Keck I Telescope”. *PASP*112 (2000) 555–565. [arXiv:astro-ph/0003146](#), [\[ADS\]](#).
- N. S. van der Blik, J. Manfroid, and P. Bouchet. “Infrared aperture photometry at ESO (1983-1994) and its future use.” *A&AS*119 (1996) 547–557. [\[ADS\]](#).
- A. Vigan, J. Patience, C. Marois, M. Bonavita, R. J. De Rosa, B. Macintosh, I. Song, R. Doyon, et al. “The International Deep Planet Survey. I. The frequency of wide-orbit massive planets around A-stars”. *A&A*544 (2012) A9. 1206.4048, [\[ADS\]](#).
- F. P. Wildi, G. Brusa, A. Riccardi, R. G. Allen, M. Lloyd-Hart, D. Miller, B. Martin, R. Biasi, et al. “Progress of the MMT adaptive optics program”. In *Proc. SPIE Vol. 4494, p. 11-18, Adaptive Optics Systems and Technology II*, Robert K. Tyson; Domenico Bonaccini; Michael C. Roggemann; Eds., vol. 4494, 11–18 (2002).
- J. C. Wilson, P. M. Hinz, M. F. Skrutskie, T. Jones, E. Solheid, J. Leisenring, P. Garnavich, M. Kenworthy, et al. “LMIRcam: an L/M-band imager for the LBT combined focus”. In *Society of Photo-Optical Instrumentation Engineers (SPIE) Conference Series*, vol. 7013 of *Presented at the Society of Photo-Optical Instrumentation Engineers (SPIE) Conference* (2008). [\[ADS\]](#).
- M. C. Wyatt, R. Smith, K. Y. L. Su, G. H. Rieke, J. S. Greaves, C. A. Beichman, and G. Bryden. “Steady State Evolution of Debris Disks around A Stars”. *ApJ*663 (2007) 365–382. [arXiv:astro-ph/0703608](#), [\[ADS\]](#).