

# Multiplicity Dependence of Hadron Spectra in Proton-proton Collisions at LHC Energies and Super-statistics

Karoly Urmossy<sup>a,1</sup>

<sup>1</sup>Institute for Particle and Nuclear Physics, Wigner RCP of the HAS  
29-33 Konkoly-Thege Miklós Str., H-1121 Budapest, Hungary

Received: date / Accepted: date

**Abstract** In this paper, transverse momentum spectra of  $\pi^+$ ,  $K^+$  and  $p$  measured at fix event-multiplicities and  $\sqrt{s} = 0.9, 2.76$  and  $7$  TeV collision energies by the CMS Collabotaion are shown to fit the Tsallis-distribution. It is found that the power of the distribution shows a double-logarithmic dependence on the event-multiplicity  $N$ , while the  $T$  parameter depends linearly on  $N$ . A possible *super-statistical* origin of such phenomena induced by the event-by-event fluctuation of the total transverse energy  $E_T$  and  $N$  is discussed.

**Keywords** hadron spectra · Tsallis-statistics · super-statistics · KNO scaling · multiplicity fluctuations · transverse energy fluctuations

## 1 Introduction

In each high-energy proton-proton collision, a different number  $N$  of particles and amount of energy  $E_T$  reaches a certain  $|\eta| \leq \eta_0$  rapidity region ( $\eta = -\ln \tan \theta$ , with  $\theta$  being the polar angle measured from the beam direction). In experimental papers, usually the  $N$  and  $E_T$  averaged hadron spectra are published, except for [1], in which the transverse momentum distributions of  $\pi^\pm$ ,  $K^\pm$  and  $p^\pm$  at fixed event-multiplicities are also extracted. In Sec. 2, I show that the Tsallis distribution describes these hadron distributions in fixed multiplicity events well, and I extract empirical formulae for the dependence of the parameters of the distribution on  $N$ . In Sec. 3, I show that the fluctuation of  $E_T$  may be responsible for such observations, and extract the distribution of  $E_T$ .

The Tsallis-distribution has been widely used for describing the momentum distribution of hadrons stem-

ming from electron-positron  $e^+e^-$  [4] – [10], proton-(anti-)proton  $pp$  [11] – [16] and nucleus-nucleus  $AA$  [18] – [31] collisions. It has turned out to be a suitable tool even in the analysis of elastic  $pp$  collisions [17]. While the dependence of the parameters of this distribution on the collision energy  $\sqrt{s}$  [4, 7, 8, 9, 11, 15, 16, 18, 19, 23, 24, 30], centrality [23, 24, 26, 31], number of colliding nucleons  $N_{coll}$  [26], hadron species [5, 6, 12, 13, 14, 22, 23, 25, 28, 29] and momentum transfer [17] is thoroughly discussed in the literature, the dependence of hadron spectra on the event-multiplicity measured in [1] has not been analysed yet. One aim of this paper is to present a discussion on this matter. Another aim is to show that a *super-statistical* derivation of the Tsallis-distribution-shaped transverse momentum spectra of hadrons, stemming from  $pp$  collisions, based on event-by-event fluctuation of the total transverse energy  $E_T$  and multiplicity  $N$ , is consistent with available experimental data.

The phenomena when extra fluctuations of certain parameters of statistical ensembles are superposed onto the ensemble's internal fluctuations is called *super-statistics*. It has been proposed that either event-by-event or local temperature  $T$  [8, 9, 18, 19, 20, 21, 27, 31], or reaction volume  $V$  [21, 33] fluctuations are responsible for the emergence of the Tsallis (or cut power-law) transverse momentum hadron spectra. According to these models, without fluctuations, we would see exponential distributions. Since temperature and reaction volume are not directly measurable quantities in high-energy reactions, I propose a model in which hadron spectra are derived from event-by-event multiplicity  $N$  and transverse energy  $E_T$  fluctuations. Such *super-statistical* treatment of jet-fragmentation provides a good description of data measured in  $e^+e^-$  [5, 6, 7] and  $pp$  [4] collisions.

<sup>a</sup>e-mail: karoly.urmossy@cern.ch

While in the case of reconstructed jets, the jet energy is known, in  $pp$  collisions, transverse momentum spectra and multiplicity distributions are  $E_T$  averaged quantities. My goal in Sec. 3 is to find the adequate form of the hadron spectrum  $f_{N,E_T}(\epsilon)$  in a single event of multiplicity  $N$ , and total transverse energy  $E_T$ , from which the measured marginal distributions: multiplicity distribution [2,3]

$$p(N) = \int dE_T \int d^D p f_{N,E_T}(\epsilon), \quad (1)$$

average transverse momentum spectrum

$$f(\epsilon) = \sum_N \int dE_T f_{N,E_T}(\epsilon), \quad (2)$$

and spectra at fixed multiplicities

$$f_N(\epsilon) = \int dE_T f_{N,E_T}(\epsilon) \quad (3)$$

can be derived. In Eqs. (1) – (3),  $\epsilon$  is the energy of the hadron and  $D$  is the dimension of the space. In Sec. 2,  $D = 3$  is used, while calculations in Sec. 3 are carried through for arbitrary values of  $D$ .

## 2 Hadron Spectra at Fixed Multiplicity

This section presents fits of the Tsallis distribution

$$\left. \frac{dN}{dp_T dy} \right|_{y=0} = A p_T m_T \left( 1 + \frac{q-1}{T} (m_T - m) \right)^{-1/(q-1)} \quad (4)$$

to transverse momentum spectra of  $\pi^+$  (Fig. 1)  $K^+$  (Fig. 3) and  $p$  (Fig. 5) stemming from  $pp$  collision events of fixed multiplicities (indicated as  $N_{tracks}$  in the figures) at  $\sqrt{s} = 0.9, 2.76$  and 7 TeV collision energies and from the rapidity range  $|y| \leq 1$ . Figs. 2, 4, 6 and 7 show that a

$$\begin{aligned} q &= 1 + \mu \ln \ln(N/N_q), \\ T &= T_0(1 + N/N_T) \end{aligned} \quad (5)$$

dependence of the  $q$  and  $T$  parameters of the distribution on the event-multiplicity  $N$  is consistent with measurements. The parameters  $\mu$ ,  $N_q$ ,  $T_0$  and  $N_T$  take different values for each particle species, but do not seem to change significantly (within errors) as the collision energy  $\sqrt{s}$  varies. It is interesting that while the  $T$  parameters of  $K^+$  and  $p$  grow with  $N$ , the  $T$  of  $\pi^+$

is approximately independent of the event-multiplicity. Since the dominant part of the produced hadrons is pions, we may use Eq. (5) to estimate the dependence of the  $q$  and  $T$  parameters of pions on the pion-multiplicity  $N_\pi$ , by substituting  $N \rightarrow N_\pi$ . However, it is perhaps not true for kaons and protons.

Fig. 8 shows fits of Euler's Gamma-distribution

$$p(N) = \frac{1}{\Gamma(a)} \left( \frac{aN}{N_0} \right)^{a-1} e^{-aN/N_0} \quad (6)$$

to multiplicity distributions measured by the ALICE Collaboration [2,3] in the  $|\eta| \leq 1$  rapidity interval. Eq. (6) is the  $n \gg 1$  and  $k/\langle n \rangle \gg 1$  limit of the negative-binomial distribution (NBD) used in [34,35] to analyse data in [2,3].

## 3 Super-statistics: Multiplicity and Energy Fluctuations

In this section, I propose a simple formula for the hadron distribution in a  $pp$  event which is consistent with experimental data on multiplicity distributions and transverse spectra (Eqs. (1), (2) and (3)) measured at LHC energies.

Let us conjecture that the energy distribution of hadrons in an event with multiplicity  $N$  and total transverse energy  $E_T$  is the Boltzmann-Gibbs distribution

$$f_{N,E_T}(\epsilon) = p(N, E_T) A \exp \left\{ -\frac{DN}{E_T} \epsilon \right\}, \quad (7)$$

with  $A = [DN/E_T]^D / [\kappa_D \Gamma(D)]$  that comes from the normalisation condition

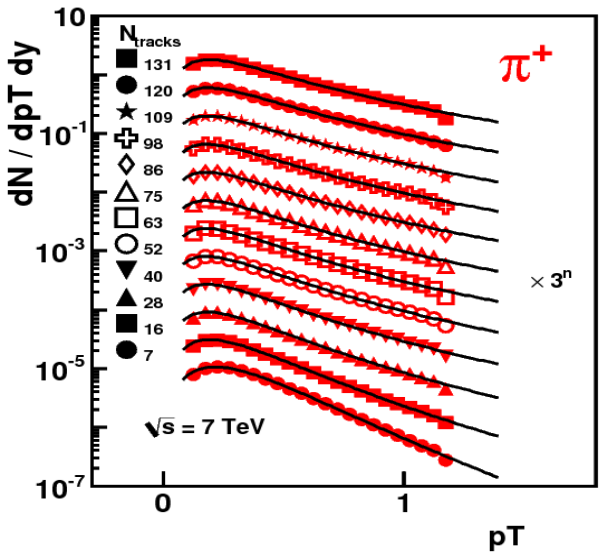
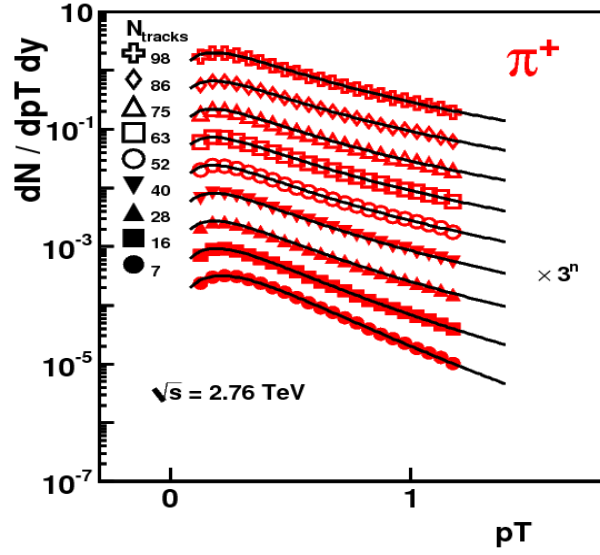
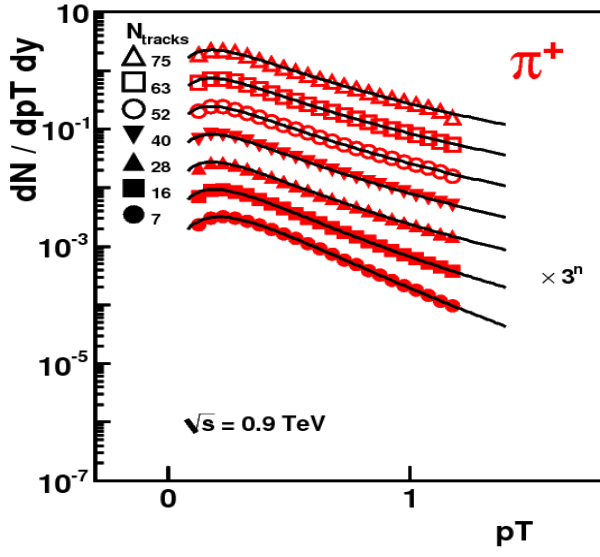
$$\int d^D p f_{N,E_T}(\epsilon) = p(N, E_T), \quad (8)$$

and  $\kappa_D = \int d\Omega_D$  is the angular part of the  $D$  dimensional phasespace integral.  $p(N, E_T)$  contains information on multiplicity and energy fluctuations. For now, let us choose  $p(N, E_T)$  of the form

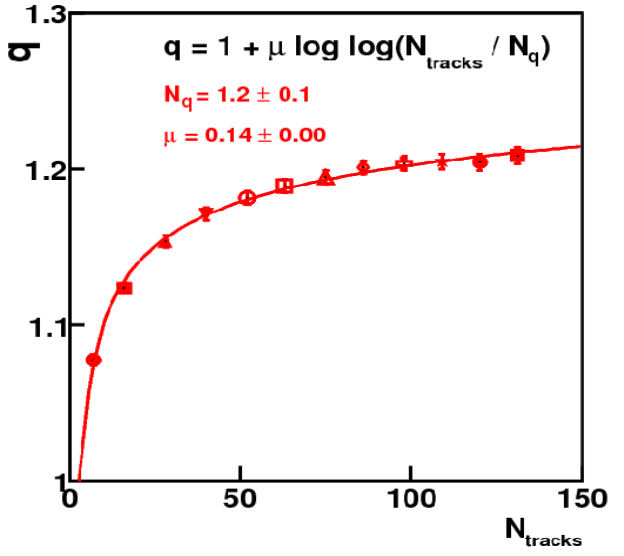
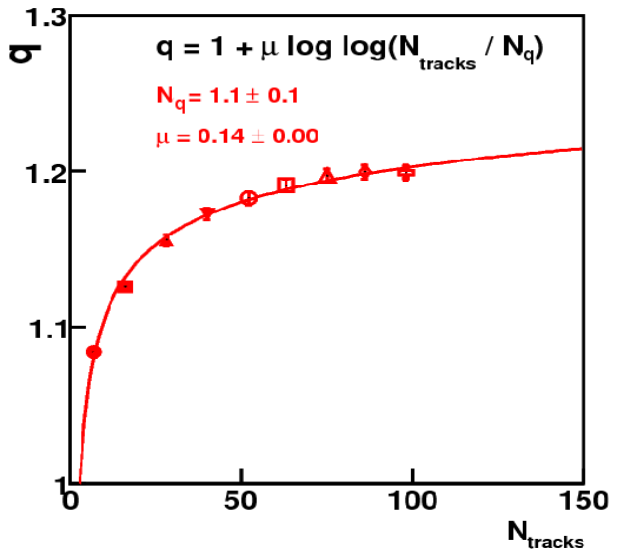
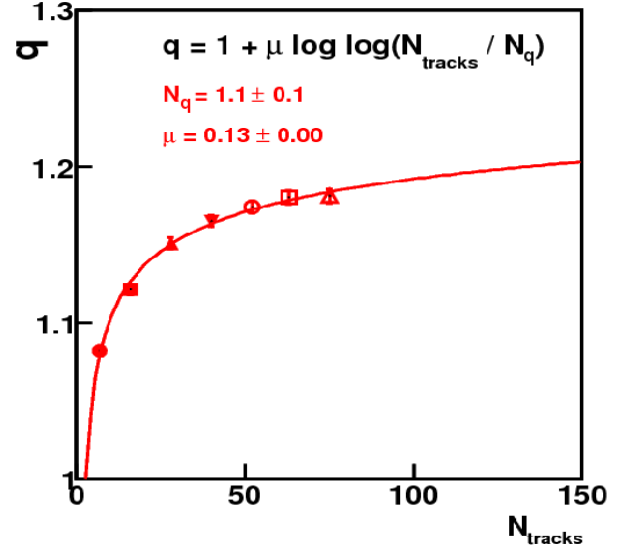
$$p(N, E_T) = h(N) g_N(E_T), \quad (9)$$

where  $h(N)$  is independent of the total transverse energy  $E_T$  of a single event. However,  $g_N(E_T)$ , the distribution of  $E_T$ , may depend on the event-multiplicity  $N$ . Let  $E_T$  fluctuate as an Euler-gamma distribution

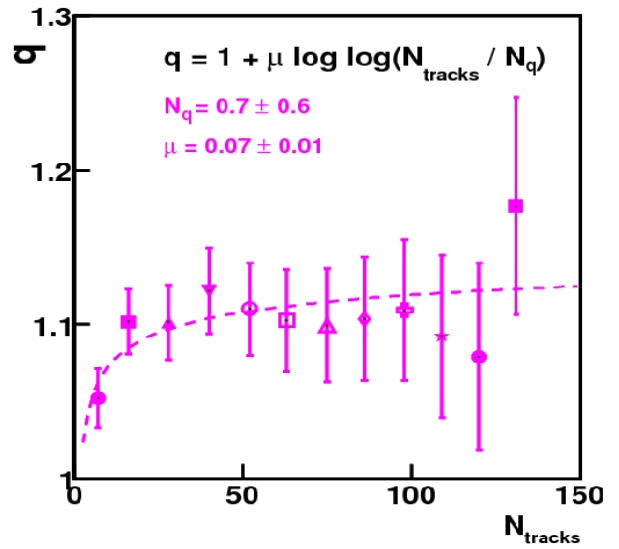
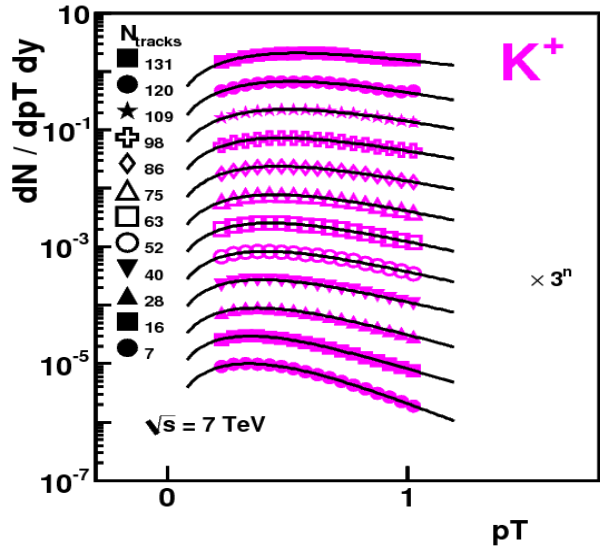
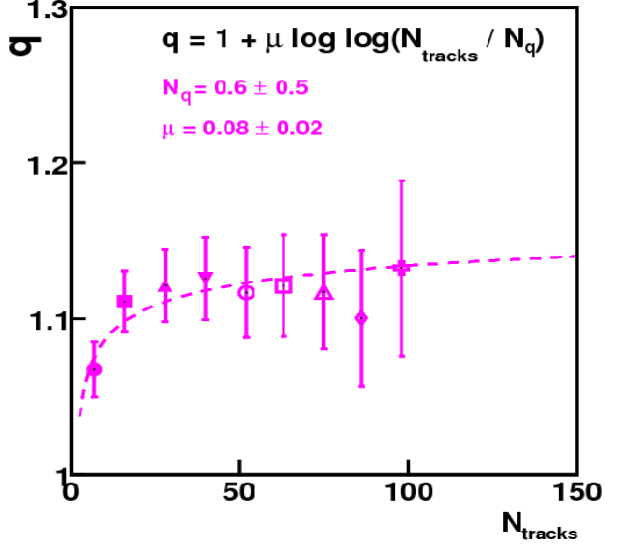
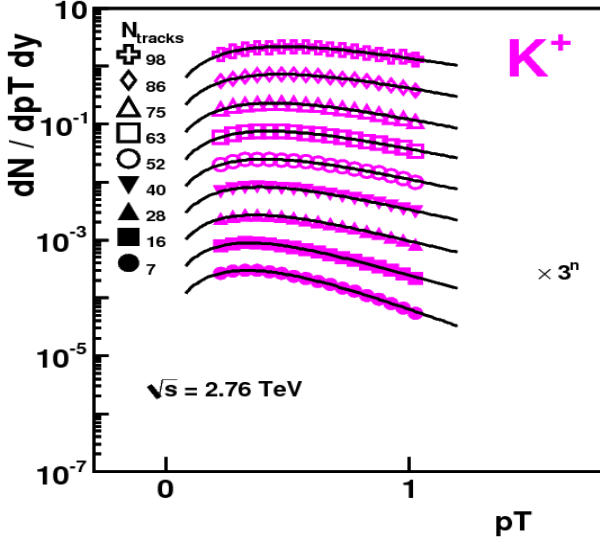
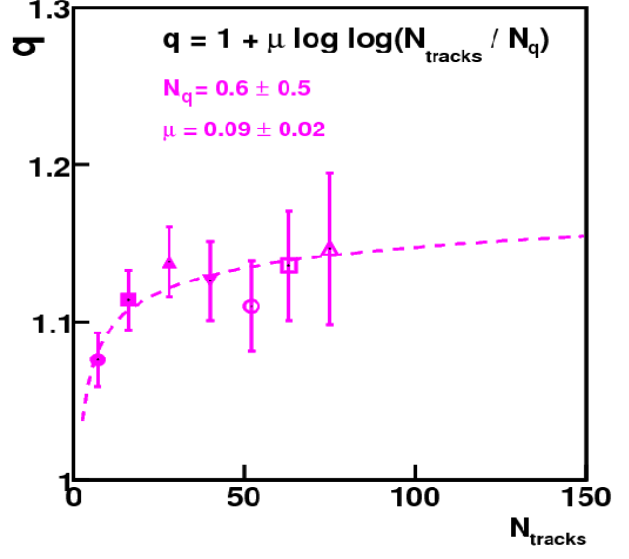
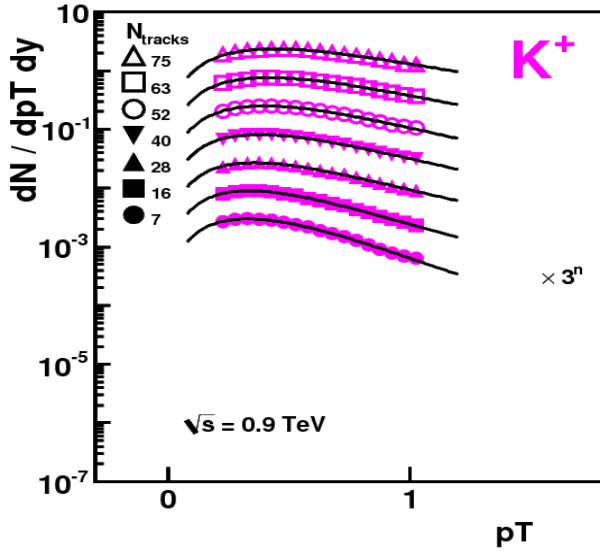
$$g_N(E_T) = \frac{1}{\Gamma(\alpha+1)} \frac{\alpha E_0}{E_T^2} \left( \frac{\alpha E_0}{E_T} \right)^\alpha e^{-\alpha E_0/E_T}. \quad (10)$$



**Fig. 1** Transverse momentum spectra of  $\pi^+$ -s stemming from  $pp$  collisions of fix multiplicities, measured at  $\sqrt{s} = 0.9$  TeV (top), 2.76 TeV (middle) and 7 TeV (bottom) collision energies. Data of graphs were published in [1]. Curves are fits of Eq. (4).

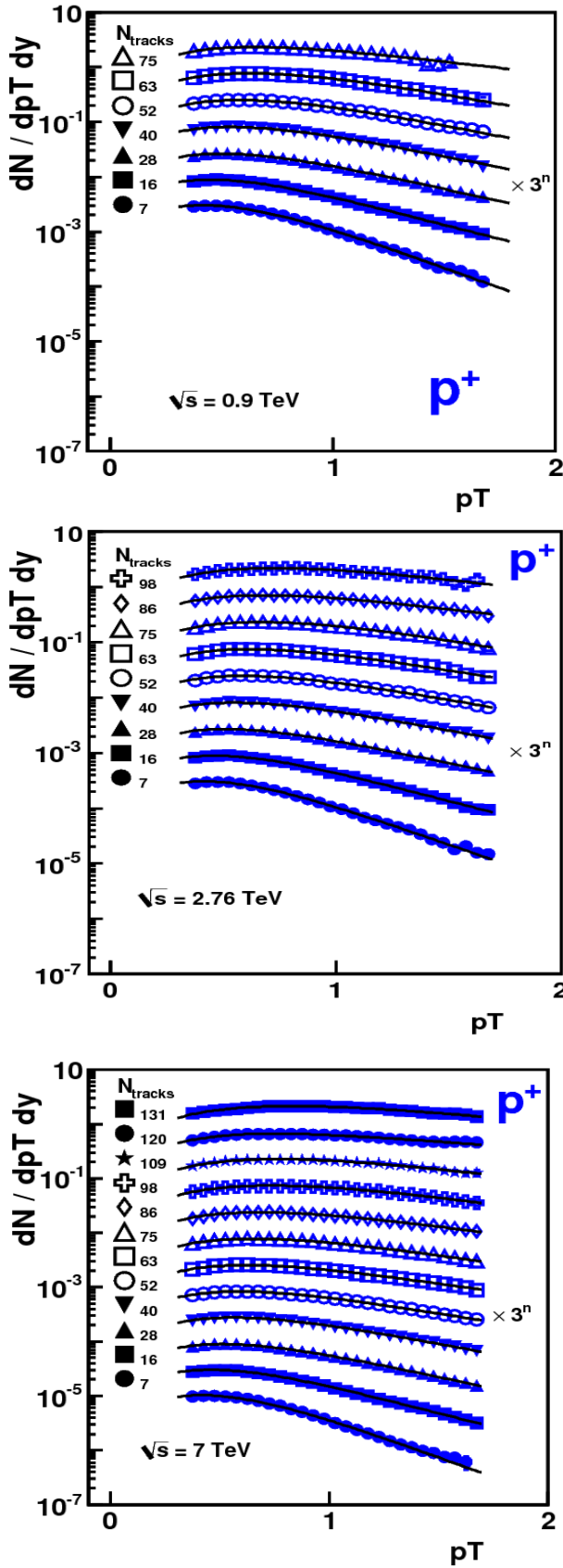


**Fig. 2** Dependence of the  $q$  parameter of Eq. (4) on the event-multiplicity obtained from fits to  $\pi^+$  spectra shown in Fig. 1. Top:  $\sqrt{s} = 0.9$  TeV, middle:  $\sqrt{s} = 2.76$  TeV bottom:  $\sqrt{s} = 7$  TeV. Curves are fits of Eq. (5).

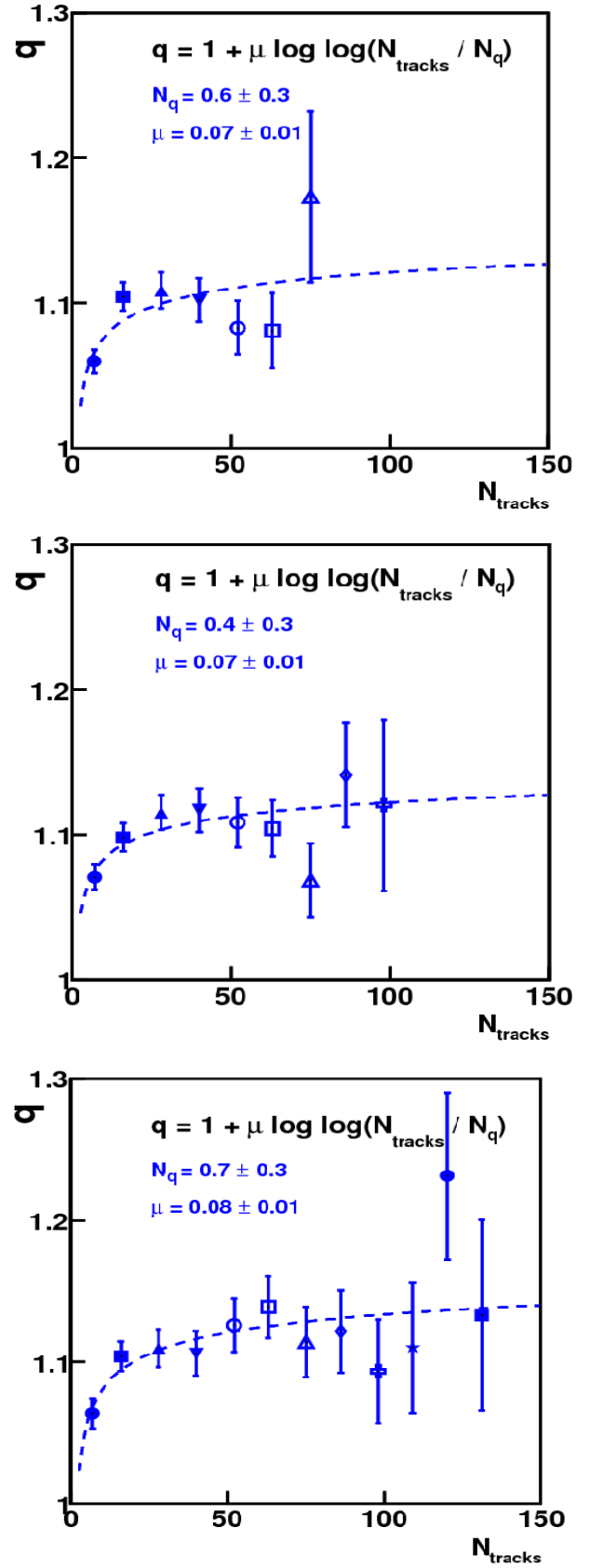


**Fig. 3** Transverse momentum spectra of  $K^+$ -s stemming from  $pp$  collisions of fix multiplicities, measured at  $\sqrt{s} = 0.9$  TeV (top), 2.76 TeV (middle) and 7 TeV (bottom) collision energies. Data of graphs were published in [1]. Curves are fits of Eq. (4).

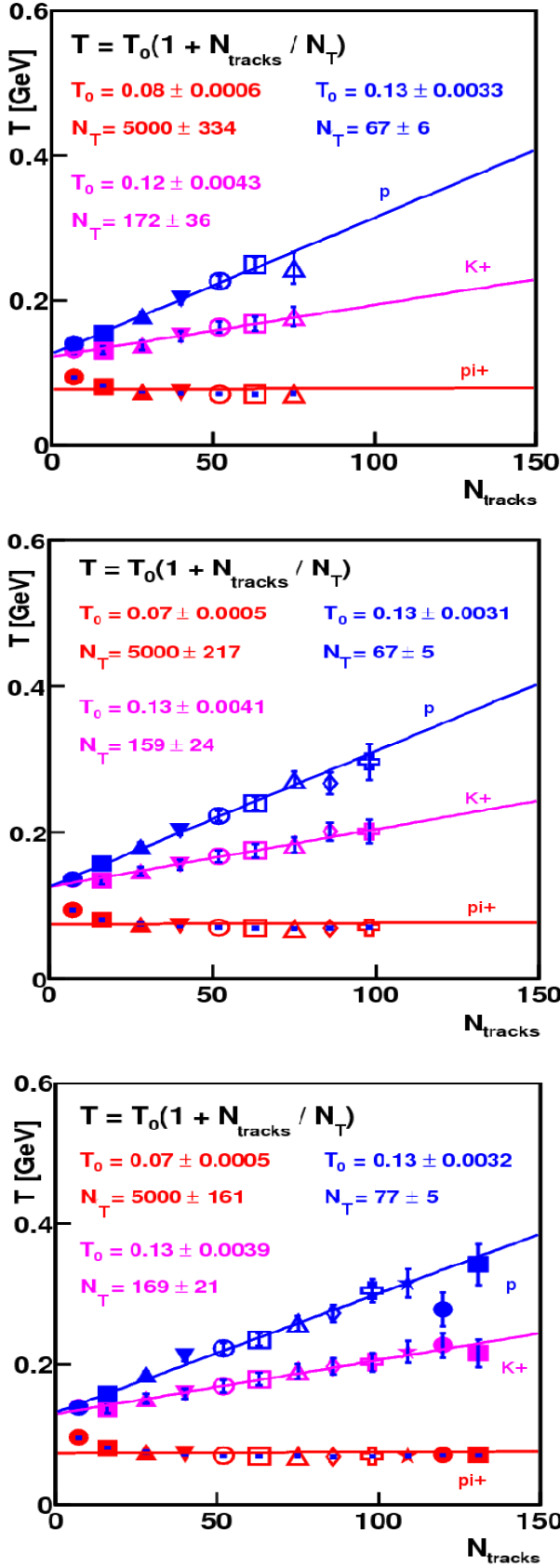
**Fig. 4** Dependence of the  $q$  parameter of Eq. (4) on the event-multiplicity obtained from fits to  $K^+$  spectra shown in Fig. 3. Top:  $\sqrt{s} = 0.9$  TeV, middle:  $\sqrt{s} = 2.76$  TeV bottom:  $\sqrt{s} = 7$  TeV. Curves are fits of Eq. (5).



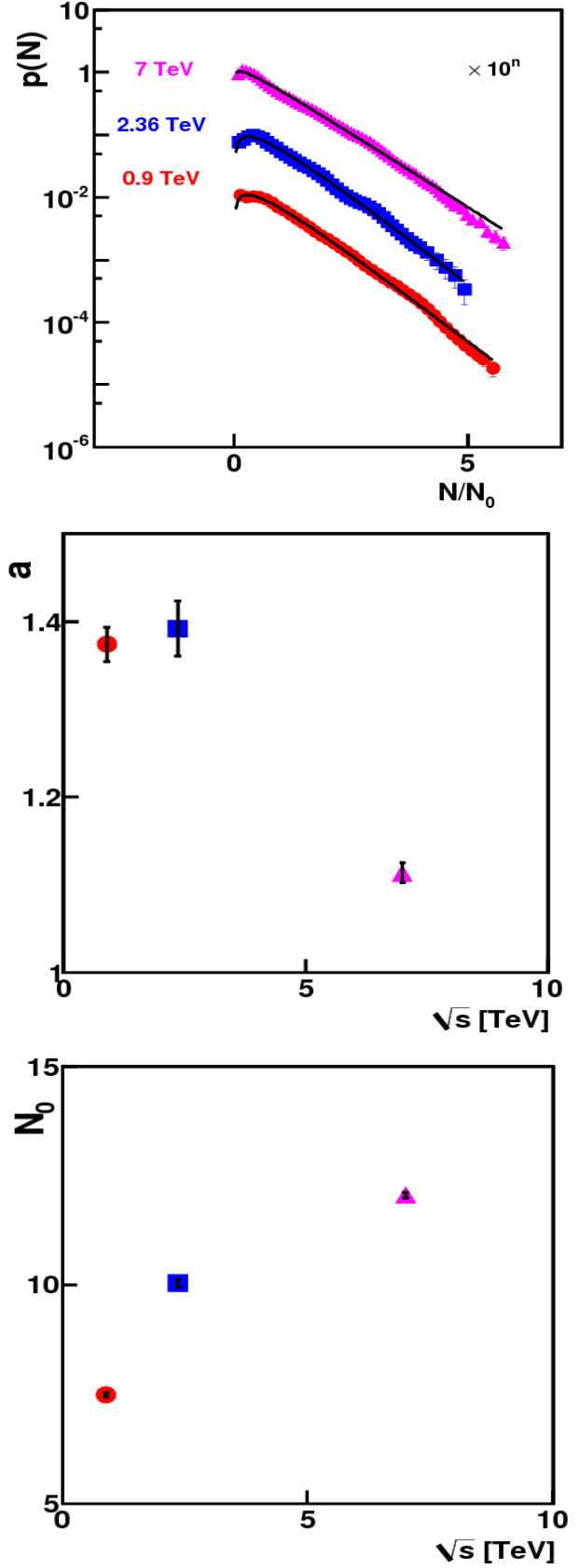
**Fig. 5** Transverse momentum spectra of  $p$ -s stemming from  $pp$  collisions of fix multiplicities, measured at  $\sqrt{s} = 0.9$  TeV (top), 2.76 TeV (middle) and 7 TeV (bottom) collision energies. Data of graphs were published in [1]. Curves are fits of Eq. (4).



**Fig. 6** Dependence of the  $q$  parameter of Eq. (4) on the event-multiplicity obtained from fits to  $p$  spectra shown in Fig. 5. Top:  $\sqrt{s} = 0.9$  TeV, middle:  $\sqrt{s} = 2.76$  TeV bottom:  $\sqrt{s} = 7$  TeV. Curves are fits of Eq. (5).



**Fig. 7** Dependence of the  $T$  parameter of Eq. (4) on the event-multiplicity obtained from fits to  $\pi^+$ ,  $K^+$  and  $p$  spectra shown in Figs. 1, 3, and 5. Top:  $\sqrt{s} = 0.9$  TeV, middle:  $\sqrt{s} = 2.76$  TeV bottom:  $\sqrt{s} = 7$  TeV. Curves are fits of Eq. (5).



**Fig. 8** Top: fits of Eq. (6) to multiplicity distributions of charged hadrons stemming from  $pp$  collisions at  $\sqrt{s} = 0.9$ , 2.76 and 7 TeV [2,3]. Middle and bottom: dependence of the distribution's parameters of on the collision energy.

As for the multiplicity, let us conjecture an Euler-gamma distribution as well:

$$h(N) = \frac{1}{\Gamma(a)} \left( \frac{aN}{N_0} \right)^{a-1} e^{-aN/N_0}. \quad (11)$$

This way, the energy distribution of hadrons in events with fixed multiplicity, Eq. (3), becomes the Tsallis distribution

$$f_N(\epsilon) = \int dE_T f_{N,E_T}(\epsilon) = A_N \left( 1 + \frac{q-1}{T} \epsilon \right)^{-1/(q-1)} \quad (12)$$

with

$$q = 1 + \frac{1}{\alpha + D + 1}, \quad T = \frac{\alpha E_0}{DN(\alpha + D + 1)}. \quad (13)$$

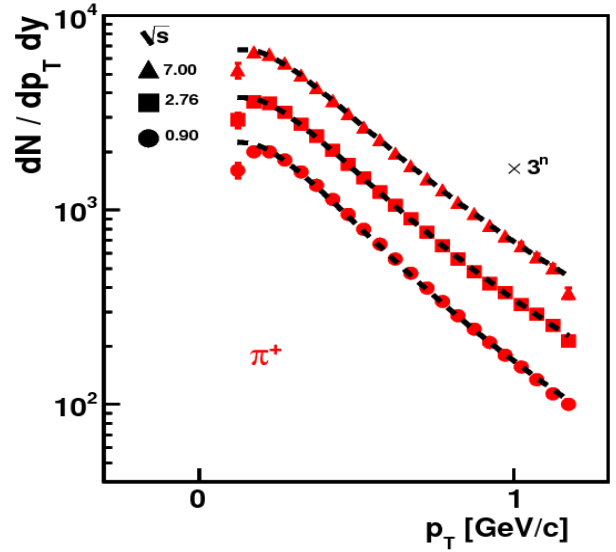
Measured transverse spectra of  $\pi^+$ ,  $K^+$  and  $p$  stemming from  $pp$  collisions at  $\sqrt{s} = 0.9$  TeV, 2.76 TeV and 7 TeV are consistent with Eq. (12), as shown in Figs. 1 – 7, if the  $q$  and  $T$  parameters, introduced in Eq. (13), depend on the event-multiplicity as given in Eq. (5). This way, the  $\alpha$  and  $E_0$  parameters of  $g_N(E_T)$  in Eq. (10) also become  $N$  dependent. From Eqs. (5) and (13), the parameters of  $g_N(E_T)$  depend on  $N$  as

$$\alpha = \frac{1}{\mu \ln \ln(N/N_q)} - D - 1, \quad E_0 = \frac{DNT_0(1 + N/N_q)}{1 - (D+1)\mu \ln \ln(N/N_q)}. \quad (14)$$

The multiplicity averaged spectrum Eq. (2) is also close to the Tsallis distribution

$$f(\epsilon) = \sum_{N=N_-}^{\infty} f_N(\epsilon) \approx \tilde{A} \left( 1 + \frac{\tilde{q}-1}{\tilde{T}} \epsilon \right)^{-1/(\tilde{q}-1)} \quad (15)$$

in the measured  $p_T$  range. Fig. 9 shows measured and calculated multiplicity-averaged  $\pi^+$  spectra. In the evaluation of Eq. (15), the discrete sum is approximated by an integral with a lower bound  $N_- = e N_q$  in order to ensure that  $q \geq 1$ . For the  $a$  parameter of the multiplicity distribution Eq. (11), I used values obtained from fits to experimental data shown in Fig. 8. For the mean multiplicity parameter  $N_0$ , values higher than the ones obtained from fits to measured multiplicity distributions turned out to give best agreement with measured spectra.



**Fig. 9** Transverse momentum spectra of  $\pi^+$ -s stemming from  $pp$  collisions and averaged over multiplicity fluctuations. Measured data are published in [1]. Dashed lines show Eq. (15) with different parametrisations of the multiplicity distribution Eq. (11). For collision energies  $\sqrt{s} = 0.9, 2.76$ , and 7 TeV,  $a = 1.38, 1.4, 1.12$  and  $N_0 = 15.3, 24, 32$  were used respectively (see text below Eq. (15)).

Finally, the energy-averaged multiplicity distribution Eq. (1) remains unaffected by the energy fluctuations

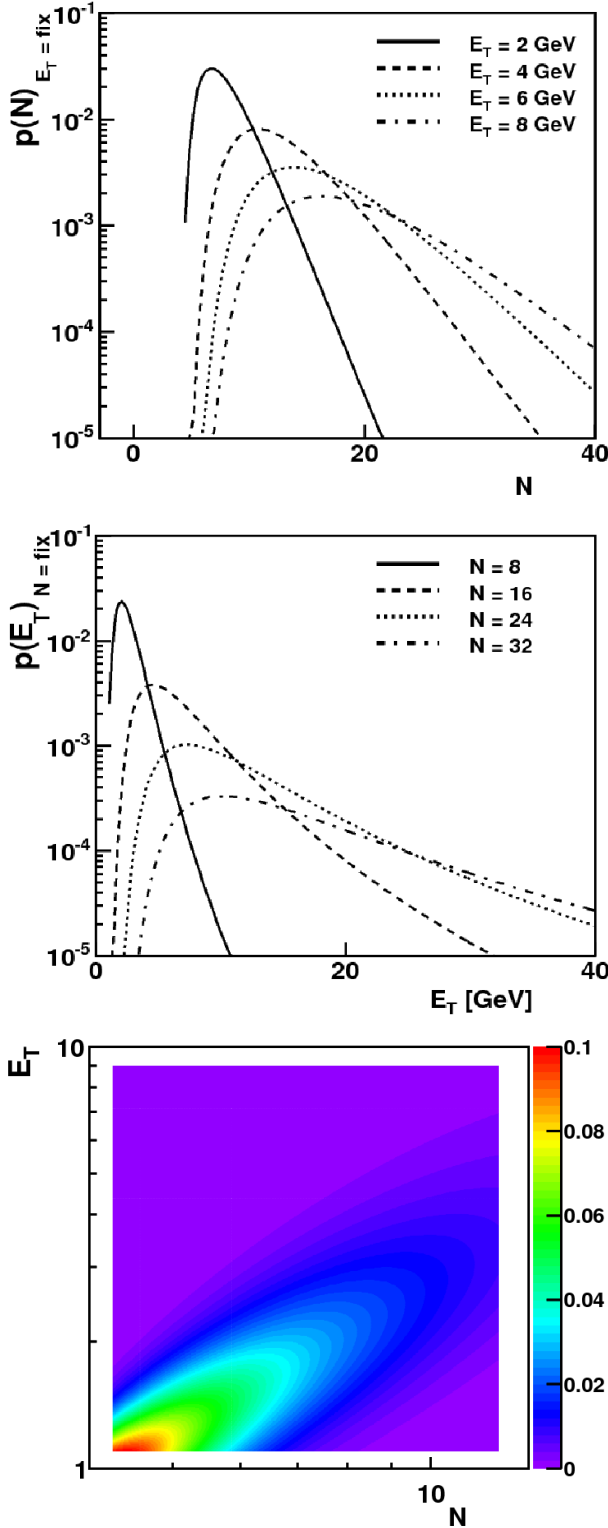
$$p(N) = \int dE_T p(N, E_T) = h(N). \quad (16)$$

From Eqs. (9), (10), (11) and (14), we can predict the joint distribution of total transverse energy and event-multiplicity  $p(N, E_T)$ . Fig. 10 shows this distribution with its projections, using parameters obtained from data on  $\pi^+$  spectra measured at  $\sqrt{s} = 7$  TeV.

## 4 Conclusions

In each proton-proton collision, a different number  $N$  of particles and energy  $E_T$  reaches a certain rapidity region. Thus, transverse momentum spectra of hadrons stemming from proton-proton collision are  $N$  and  $E_T$  averaged statistics. From the point of view of model-building, it is essential to separate the effect of event-by-event fluctuations from the effect of mechanisms happening inside the events. After transverse spectra of some identified hadrons measured in *fix multiplicity bins* became available [1], it has become possible to get rid of event-by-event multiplicity fluctuations.

In Sec. 2, it can be seen that the Tsallis distribution Eq. (4) fits transverse spectra of positively charged



**Fig. 10** Plots of the joint distribution  $p(N, E_T)$  of the event-multiplicity  $N$  and total transverse energy  $E_T$  (bottom) and its projections (top and middle). The parameters used were obtained from fits to the multiplicity distribution of charged hadrons and transverse  $\pi^+$  spectra measured in  $pp$  collisions at  $\sqrt{s} = 7$  TeV collision energy. Used parameters are:  $a = 1.11$ ,  $N_0 = 12$ ,  $\mu = 0.14$ ,  $N_q = 1.2$ ,  $T_0 = 70$  MeV,  $N_T = 5000$ .

pions, kaons and protons measured in *fix multiplicity bins*, for transverse momenta  $p_T \lesssim 2$  GeV/c. It is also demonstrated that the  $q$  parameter of the distribution shows a double-logarithmic dependence on  $N$ , while the  $T$  parameter increases linearly with  $N$  for kaons and protons, and it is approximately  $N$ -independent for pions (see Figs. 1–7).

In Sec. 3, it is argued that a simple model based on the event-by-event fluctuation of  $N$  and  $E_T$  describes available data on multiplicity distributions of charged particles (Fig. 8), and multiplicity-averaged transverse momentum spectra of identified hadrons as well as those measured in *fix multiplicity bins*. This model assumes that in a single event, hadrons are produced according to the Boltzmann-Gibbs distribution Eq. (7). However, due to the event-by-event fluctuation of  $E_T$  Eq. (10) and  $N$  Eq. (11), transverse spectra in *fix multiplicity bins* Eq. (12) and also the  $N$ -averaged transverse spectra Eq. (15) can be approximated by the Tsallis distribution (see Fig. 9).

Interpreting measurements within this model, we may conclude that fluctuations of  $N$  and  $E_T$  are correlated. From Eqs. (5), (13) and (14), we can predict their joint distribution  $p(N, E_T)$ , which is shown in Fig. 10 together with its projections, for  $pp$  collisions at  $\sqrt{s} = 7$  TeV (the parameters of the distribution are extracted from pion data).

Although similar *super-statistical* derivations of hadron spectra stemming from high-energy collisions based on temperature  $T$  [8,9,18,19,20,21,27,31] or reaction volume  $V$  [21,33] fluctuations have been discussed already, temperature and reaction volume are not directly measurable quantities in high-energy reactions. Thus, it might be helpful to discuss things in terms of the directly measurable event-multiplicity  $N$  and total transverse energy  $E_T$ .

The experimental justification of the above model must wait until transverse hadron spectra are available inside events of *fix multiplicity*  $N$  and total transverse energy  $E_T$ .

**Acknowledgements** This work was supported by the Hungarian OTKA Grant K104260. The author thanks Tamas S. Biró, Gergely G. Barnaföldi and Ferenc Siklér for fruitful discussions.

## References

1. The CMS Collaboration, Study of the inclusive production of charged pions, kaons, and protons in  $pp$  collisions at  $\sqrt{s} = 0.9, 2.76$ , and 7 TeV, Submitted to the *Eur. Phys. J. C* (2012), arXiv:1207.4724
2. The ALICE Collaboration, Charged-particle multiplicity measurement in proton-proton collisions at  $\sqrt{s} = 7$  TeV



- with ALICE at LHC, *Eur. Phys. J. C*, **68**, 345-354, (2010), arXiv:1004.3514
3. The ALICE Collaboration, Charged-particle multiplicity measurement in proton-proton collisions at  $\sqrt{s} = 0.9$  and 2.36 TeV with ALICE at LHC, *Eur. Phys. J. C*, **68**, 89-108, (2010)
  4. K. Urmosy, G. G. Barnaföldi, T. S. Biró, Microcanonical Jet-fragmentation in proton-proton collisions at LHC Energy, *Phys. Lett. B*, **718**, 125-129, (2012), arXiv:1204.1508
  5. K. Urmosy, T. S. Biró, G. G. Barnaföldi, Generalised Microcanonical Statistics and Fragmentation in Electron-Positron Collisions, *Acta Physica Polonica B*, **5**:(2), pp. 363-368, (2012)
  6. T.S. Biró, K. Urmosy, P. Ván, G.G. Barnaföldi, Z. Schram, Non-extensive statistical model for strange and non-strange hadron spectra at RHIC and LHC energies, *Acta Physica Polonica B*, **43**:(4), pp. 811-820, (2012)
  7. K. Urmosy, G. G. Barnaföldi, T. S. Biró, Generalised Tsallis Statistics in Electron-Positron Collisions, *Phys. Lett. B*, **701**, 111-116, (2011), arXiv:1101.3023
  8. C. Beck, Superstatistics in high energy physics: Application to cosmic ray energy spectra and  $e^+e^-$  annihilation, *Eur. Phys. J. A*: **40**, 267, (2009)
  9. C. Beck, Non-extensive statistical mechanics and particle spectra in elementary interactions, *Physica A*: **286**, 164-180, (2000)
  10. I. Bediaga, E. M. F. Curado, J. M. Miranda, A nonextensive thermodynamical equilibrium approach in  $e^+e^- \rightarrow$  hadrons, *Physica A*: **286**, 156-163, (2000)
  11. Cheuk-Yin Wong, G. Wilk, Tsallis Fits to  $p_t$  Spectra for pp Collisions at LHC, arXiv:1210.3661 (2012)
  12. J. Cleymans, The Tsallis Distribution at the LHC, Proceedings of the 1<sup>st</sup> International Conference on New Frontiers in Physics ICFP, (2012), arXiv:1210.7464
  13. J. Cleymans, D. Worku, The Tsallis distribution in proton-proton collisions at  $\sqrt{s} = 0.9$  TeV at the LHC, *J. Phys. G: Nucl. Part. Phys.*, **39**, 025006, (2012)
  14. J. Cleymans, D. Worku, Relativistic Thermodynamics: Transverse Momentum Distributions in High-Energy Physics, arXiv:1203.4343, (2012)
  15. G. G. Barnaföldi et al., Tsallis-Pareto like distributions in hadron-hadron collisions, *J. Phys. Conf. Ser.*, **270**, 012008, (2011)
  16. T. Wibig, The non-extensivity parameter of a thermodynamical model of hadronic interactions at LHC energies, *J. Phys. G: Nucl. Part. Phys.*, **37**, 115009, (2010)
  17. D. A. Fagundes, M. J. Menon, P. V. R. G. Silva, Preliminary Results on the Empirical Applicability of the Tsallis Distribution in Elastic Hadron Scattering, arXiv:1204.5646, (2012)
  18. M. Rybczynski, Z. Wlodarczyk, G. Wilk, On the possibility of q-scaling in high energy production processes, *J. Phys. G: Nucl. Part. Phys.*, **39**, 095004, (2012)
  19. G. Wilk, Z. Wlodarczyk, Consequences of temperature fluctuations in observables measured in high energy collisions, arXiv:1203.4452 (2012)
  20. G. Wilk, Z. Wlodarczyk, The imprints of superstatistics in multiparticle production processes, *Central European Journal of Physics*, **10**, Issue 3, pp.568-575, (2011)
  21. G. Wilk, Z. Wlodarczyk, Equivalence of volume and temperature fluctuations in power-law ensembles, *J. Phys. G*, **38**, 065101, (2011)
  22. Z. Tang, L. Yi, L. Ruan, et al., Statistical Origin of Constituent-Quark Scaling in the QGP hadronization, arXiv:1101.1912, (2011)
  23. M. Shao, L. Yi, Z. Tang, et al., Examine the species and beam-energy dependence of particle spectra using Tsallis Statistics, *J. Phys. G*: **37**, 085104, (2010), arXiv:0912.0993
  24. D. D. Chinellato, J. Takahashi, I. Bediaga, A Non-extensive Equilibrium analysis of  $^+ p_T$  Spectra at RHIC, *J. Phys. G*: **37**, 094042, (2010), arXiv:1001.3136
  25. K. Urmosy, T. S. Biro, Cooper-Frye Formula and Non-extensive Coalescence at RHIC Energy, *Phys. Lett. B*: **689**, 14-17, (2010), arXiv:0911.1411
  26. B. De, G. Sau, S. K. Biswas, S. Bhattacharyya, P. Gupta, Analyzing Non-Extensivity of -spectra in Relativistic Heavy Ion Collisions at  $\sqrt{s_{NN}} = 200$  GeV, *J. Mod. Phys. A*: **25**, 1239-1251, (2010)
  27. G. Wilk, Z. Wlodarczyk, Power laws in elementary and heavy-ion collisions - A story of fluctuations and nonextensivity?, *Eur. Phys. J. A*, **40**, 299-312, (2009)
  28. Z. Tang, Y. Xu, L. Ruan, G. Buren, F. Wang, Z. Xu, Spectra and radial flow in relativistic heavy ion collisions with Tsallis statistics in a blast-wave description, *Phys. Rev. C*: **79**, 051901 (R), (2009)
  29. T. S. Biro (ed.) et al., *Eur. Phys. J. A*: **40** 255-344, (2009)
  30. J. Cleymans, G. Hamar, P. Levai, S. Wheaton, Near-thermal equilibrium with Tsallis distributions in heavy ion collisions, *J. Phys. G*: **36**, 064 018, (2009)
  31. M. Biyajima, T. Mizoguchi, N. Nakajima, N. Suzuki, G. Wilk, Modified Hagedorn formula including temperature fluctuation - Estimation of temperatures at RHIC experiments, *Eur. Phys. J. C*: **48**, 597-603, (2006)
  32. G. G. Barnaföldi, G. Kalmár, K. Urmosy, T. S. Biró, Tsallis-Pareto like distributions in hadron-hadron collisions, *Gribov 80 - Memorial Volume*, (ISBN: 978-981-4350-18-1), p. 357., World Scientific, Singapore, (2011)
  33. V. V. Begun, M. Gaździcki, M. I. Gorenstein, Power Law in Micro-Canonical Ensemble with Scaling Volume Fluctuations, *Phys. Rev. C*, **78**, 024904, (2008), arXiv:0804.0075
  34. A. Dumitru, Y. Nara, KNO scaling of fluctuations in pp and pA, and eccentricities in heavy-ion collisions, *Phys. Rev. C*, **85**, 034907, (2012)
  35. P. Ghosh, Negative binomial multiplicity distribution in proton-proton collisions in limited pseudorapidity intervals at LHC up to  $\sqrt{s} = 7$  TeV and the clan model, *Phys.Rev.*, **D85**, 054017, (2012)

