

Comparing the stability and reliability of networks by spectral analysis

Zitao Wang¹ & Kwok Yip Szeto¹

¹*Department of Physics, Hong Kong University of Science and Technology, Clear Water Bay, Hong Kong*

Forty years ago, Gardner and Ashby¹, May^{2,3} and Daniel and Mackay⁴ studied network stability by analysing large networks in which species interact at random. They found a negative correlation between system stability and system complexity. However, their works did not address the stability criterion of networks with equal connectance or connectivity, nor they discussed networks with specified topology. Reliability of network is another important quantity that can be either investigated numerically or using the theory of signature⁵⁻⁷, though in general the comparison of the reliability of two large networks with same connectance is difficult. Here we investigate the stability and reliability of a class of simple networks with a specific topology, in the form of twisted-ring. We show how that the eigenvalue spectrum of these simple networks can be used to classify their stability and reliability. In agreement with previous results, we find that the most important factor in determining the stability and reliability is the largest eigenvalue, which reflects the connectance of the network. However, for different networks with the same connectance, their eigenvalue gaps, which reflect the level of symmetry of the networks, provide a guide for the ordering of stability and reliability. These conclusions on the twisted ring networks is conjectured to be general, and has

been verified numerically by Erdős-Rényi networks^{8,9}. The importance of this theoretical tool lies in comparing the stability and reliability of two large networks designed with the same connectance, when numerical methods could be time-consuming.

Scientists studying complex systems have found the language of network very successful in characterizing their structures. For many evolving biological, social, and ecological system¹²⁻¹⁷, the issue of their stability and reliability are of great importance as the dynamics is affected by the changes in the corresponding network, while the changes in the networks also affect the interactions between the components of the complex systems. Stability of a network concerns the way a small disturbance at one node spreads over the entire network. The problem of stability of a random network has been addressed in the 1970's, by Gardner and Ashby¹, May^{2,3}, and Daniel and Mackay⁴ and more recently by ecologists Allesina and Tang¹⁸ and by Jirsa and Ding¹⁹ for time delayed systems. In comparison, the reliability problem is simpler as it does not involve dynamics, though it is still of great importance in the applications to communication systems²⁰, sewage systems and oil and gas lines²¹. One way to increase reliability with extra cost is to introduce redundancy at the level of the components and connections. A balance between cost and system reliability can be achieved by design, through the search for an optimal topology of the network. Since both the stability and the reliability issues are intrinsically comparative, we need a tool to compare the stability and reliability of two networks. Here we find a simple mathematical tool to distinguish two networks through their eigenvalue spectrum.

Real complex networks often are large, thus we illustrate our mathematical results using a

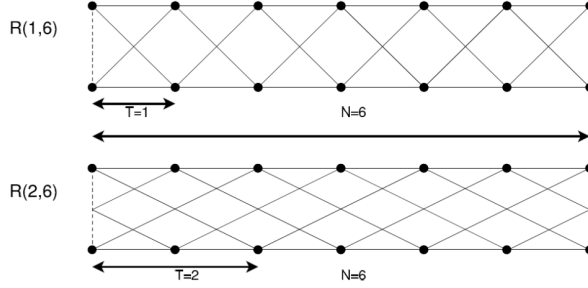


Figure 1: Two examples of a “twisted ring” $R(M, N)$ topology of $N = 6$ cells and M twist, with 12 nodes (dark disks) and 24 links (lines). The dotted lines refer to the periodic boundary condition to form the ring by identifying the nodes at the end of the band. Which topology is more stable (reliable)?

simple physical model in the form of twisted rings $R(M, N)$ with N unit cells and M twists (see supplementary information and Fig.1). Although these rings are sufficiently simple for mathematical analysis, yet they reveal features that can be extended to both the problem of reliability and of stability for general networks, including random ones.

Most of the studies of the stability of networks begins with May’s celebrated results^{2,3} that address the stability condition of a large ecosystem with N interacting species, described by an interaction matrix simplified by a random matrix with zero mean and variance α^2 . The system is stable if $\alpha < \alpha_c \equiv 1/\sqrt{NC}$ and unstable otherwise. Here C is the connectance of the network. It is the probability that two given nodes are connected. Hogg, Huberman, and McGlade extended May’s analysis to a network of interacting species participating in a non-zero sum game with cooperation and competition²². As these works do not address the more realistic case of a network with given topology, for example the rings in Fig.1, we find it necessary to extend their works

to one described by a well-defined adjacency matrix with element $a_{ij} = 0$ if there is no link connecting node i and node j . Values at nonzero entries are then taken from a normal distribution. The networks of the complex systems we considered here are more general, while previous studies correspond to the special case of a fully connected network with random weights.

We now analyse the stability and reliability of the twisted rings shown in Fig.1 using spectral analysis of their adjacency matrix. In Fig.1, the ring is formed by connecting the bands' head and tail, with $2N$ nodes and $4N$ links. The symmetry group of the ring networks is given by $C_2 \times D_N$, where C_2 is the cyclic group of order 2, and D_N is the dihedral group of order $2N$. Note that this result is independent of the number of twists M of the ring. For a twisted ring, $R(M, N)$, $M > 0$ the eigenvalues of their adjacency matrices are given by

When N is odd,

$$2 \cos\left(\frac{2i\pi}{N}\right) \pm 2 \cos\left(\frac{2iM\pi}{N}\right), 0 \leq i \leq N - 1. \quad (1)$$

When N is even,

$$\begin{cases} 2 \cos\left(\frac{2i\pi}{N}\right) \pm 2 \cos\left(\frac{2\pi iM}{N}\right), 0 \leq i \leq N - 1, M \neq N/2 \\ 2 \cos\left(\frac{2i\pi}{N}\right) \pm (-1)^i, 0 \leq i \leq N - 1, M = N/2 \end{cases} \quad (2)$$

We can also find the stability landscape of the 8-unit rings numerically (Fig.2).

It can be seen that the stability of the system goes through a sudden drop in the small range of variance value, $0.05 \leq \alpha \leq 0.20$, which is similar to results by May^{2,3}. Let's introduce an

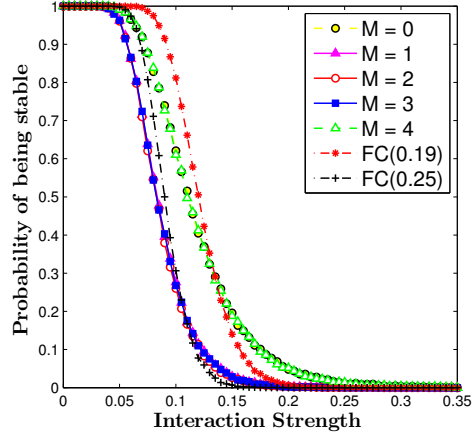


Figure 2: The stability landscape of 8-unit rings. The curves labelled in the first five symbols in the legends are the stability curves of the 8-unit rings, while the curves labelled with the last two symbols are the stability curves of a fully-connected network with the same size (16 nodes), but with interaction strength reduced to the connectance factor of $3/16 = 0.19$ (*) and $4/16=0.25$ (+) respectively.

“effective interaction strength” between the various species in a ring-type network as compared to a random matrix of the same size, with $\alpha_{eff} \equiv \alpha C$. This effectively squeezes the Gaussian distribution of the random matrix with a reduced interaction strength by the factor $C < 1$, due to the entries element $a_{ij} = 0$ in the adjacency matrix of the ring. For our ring network $R(M, N)$, $C = 3/(2N)$ when $M = 0$ or $M = N/2$, and $C = 4/(2N)$, when $0 < M < N/2$. Our numerical results on the rings are similar to the original results for the stability behaviour of a fully-connected network with the appropriate effective interaction strength. The critical value for interaction strength is simply reduced by the connectivity of the rings. We can further extend our analysis for rings with same connectance, namely for $M = 1, 2, 3$ when $N = 8$. Numerically

we find the stability for rings $R(M, N)$ with different twist number M , but same $N(= 8)$ has the ranking to be

$$R(2, 8) \lesssim R(1, 8) \approx R(3, 8) < R(0, 8) \approx R(4, 8) \quad (3)$$

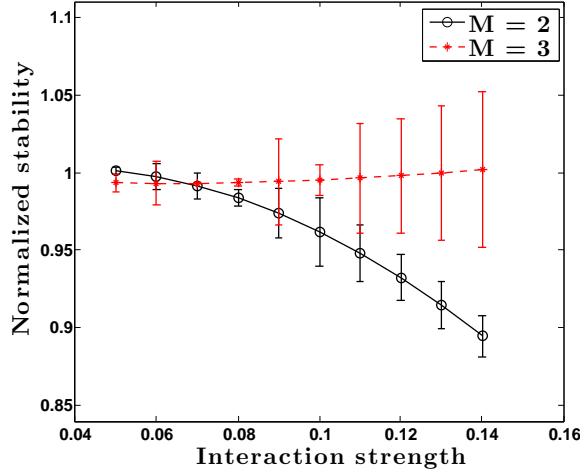


Figure 3: Stability of 8-unit rings for $M = 2, 3$ normalized by the stability for $R(1, 8)$ versus interaction strength α .

Observe that the two systems with highest ranking in stability, $R(4, 8)$ and $R(0, 8)$, are systems with the lowest index (defined as the largest eigenvalue in the eigenvalue spectrum). For a regular graph, such as our rings, the lower the index, the lower its connectance because the index of a regular graph is the degree of its nodes. Here the index of $R(4, 8)$ and $R(0, 8)$ is 3 while the index of $R(M, 8) : M = 1, 2, 3$ is 4. Therefore, we expect that the stability of the ring system has a negative correlation with its connectance, which agrees with the conclusion of Gardner and Ashby¹. Next, we like to understand the stability ranking of $R(M, 8)$ for $M = 1, 2, 3$. These three rings all have index 4 and they all have the same number of nodes and links. Can we predict which one is more stable? We compute the spectral gap of these rings and find that the gap $G(M, 8)$ are

0.5858, 1.1716, 2, 1.1716, 0.5858 for $M = 0, 1, 2, 3, 4$. Here the gap is the difference between the largest eigenvalue and the second largest eigenvalue of the adjacency matrix. The ordering of the size of the gap is $G(2, 8) > G(1, 8) = G(3, 8) > G(0, 8) = G(4, 8)$. We see that this is in complete anti correlation with the ranking of their stability obtained numerically, in agreement with the ranking shown in Fig.3.

Next let's consider reliability, which is somewhat opposite to that of stability. This is intuitive as a fully connected network should be most reliable, but also most unstable in the sense that a small disturbance in any node will quickly spread to the entire network. To address reliability, we follow the well-established framework in signature theory⁵⁻⁷. Let's assume that every link of the network has a certain robustness p , so that the probability of failure is $1 - p$. The success of the whole system is defined as the path-connectedness of the network. Thus, the analysis of network reliability is easier than that of stability in that it does not involve the dynamics between the various nodes of the networks. For our rings, we can numerically compute the probability of system working as a function of p , which is shown in Fig.4 and 5.

The reliability ranking of all the 8-unit ring systems is given by

$$R(2, 8) \approx R(1, 8) \approx R(3, 8) > R(0, 8) \approx R(4, 8) \quad (4)$$

The most reliable system is $R(2, 8)$, which is the least stable, while the least reliable system are $R(0, 8)$ and $R(4, 8)$, which are the most stable. The ranking of reliability is in complete correlation with the gap ordering.

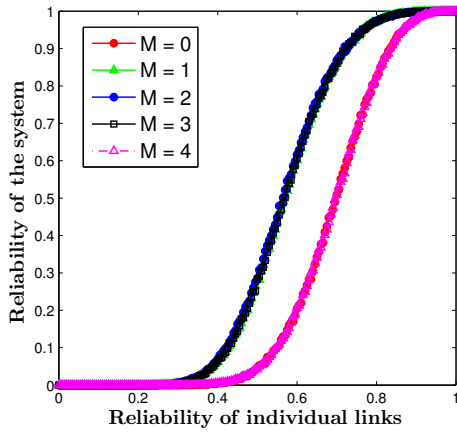


Figure 4: Reliability landscape of 8-unit rings versus the robustness p of the link for $R(M, 8)$.

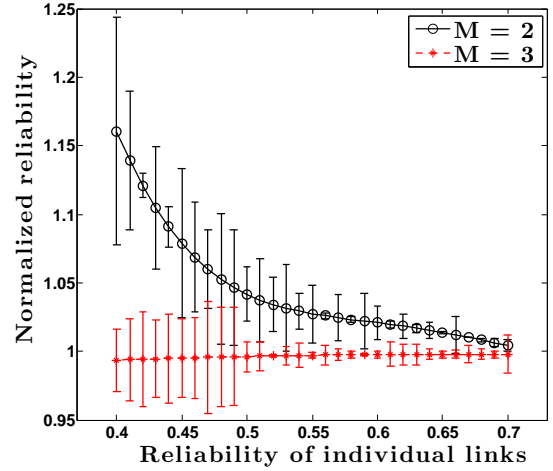


Figure 5: Reliability of $R(M, 8)$ normalized by the reliability of $R(1, 8)$ for $M = 2, 3$.

The dependence of stability and reliability on connectance is clear, but then why do we have such a mysterious correlation to the ordering of the spectral gap of a network? This question can be answered by Cheeger's Inequality, which states that the spectral gap of a network is directly related to the distribution of its nodes and links and hence its symmetry:

$$\frac{d - \lambda}{2} \leq h(G) \leq \sqrt{2d(d - \lambda)} \quad (5)$$

where G is a finite, connected, d -regular graph, λ is its second largest eigenvalue, $h(G)$ is the Cheeger constant of G . Graphs with larger Cheeger constant have higher expansion and vice versa. This inequality was proved by Dodziuk²³, and independently by Alon-Milman²⁴, and Alon²⁵. Hence, for a network with larger spectral gap ($= (d - \lambda)$), it would have a higher expansion, and tends to have a higher symmetry, in the sense that the distribution of its nodes and

links are more homogeneous so that there are less bottlenecks in the network; whereas for a network with smaller gap would have a lower expansion and lower symmetry, corresponding to a less homogeneous network with bottlenecks. Therefore, the observed dependence of network stability and reliability on the largest eigenvalue and the spectral gap is actually a manifestation of the dependence on the connectance and symmetry of the network respectively. When comparing two networks for their stability and reliability, the first thing to check is the connectance. Networks with higher connectance would have a lower stability and higher reliability. If they have the same connectance, then we have to check for the second order effect, namely the symmetry of the networks. The network with a larger gap corresponds to one with higher symmetry, and will have lower stability and higher reliability. These observations have been verified for the twisted rings, Möbius strip, as well as random networks. We conjecture that the above guideline in comparing the stability and reliability of two networks is applicable in general (see supplementary information). This theoretical tool is quite powerful, especially for comparing two large networks designed with same connectance, when other analytical or numerical methods are much more time-consuming.

Supplementary Information

Eigenvalue Spectra of Twisted Rings We introduce some notations. We call an $n \times n$ matrix circulant, and denote it by $\text{circ}(a_1, a_2, \dots, a_n)$ if it is of the form

$$\text{circ}(a_1, a_2, \dots, a_n) = \begin{pmatrix} a_1 & a_2 & a_3 & \cdots & a_n \\ a_n & a_1 & a_2 & \cdots & a_{n-1} \\ \vdots & \vdots & \vdots & \ddots & \vdots \\ a_2 & a_3 & a_4 & \cdots & a_1 \end{pmatrix} \quad (6)$$

Further denote the circulant matrix $C_n^k = \text{circ}(\underbrace{0, \dots, 0}_{k \text{ times}}, 1, 0, \dots, 1, \underbrace{0, \dots, 0}_{k-1 \text{ times}})$, with corresponding eigenvalues $\beta_i^{(k)}, 0 \leq i \leq n-1$. The eigenvalues and eigenvectors for general circulant matrices have been well studied, see for example Hoory, Linial, and Wigderson's work²⁶. Direct application yields the eigenvalues and eigenvectors for C_n^k .

When n is odd,

$$\beta_i^{(k)} = 2 \cos\left(\frac{2\pi ik}{n}\right), 0 \leq i \leq n-1. \quad (7)$$

When n is even,

$$\begin{cases} \beta_i^{(k)} = 2 \cos\left(\frac{2\pi ik}{n}\right), 0 \leq i \leq n-1, k \neq \frac{n}{2} \\ \beta_i^{(k)} = (-1)^i, 0 \leq i \leq n-1, k = \frac{n}{2} \end{cases} \quad (8)$$

We need to pay attention to the parity of n . By definition, C_n^k is a circulant matrix generated by the vector $(\underbrace{0, \dots, 0}_{k \text{ times}}, 1, 0, \dots, 1, \underbrace{0, \dots, 0}_{k-1 \text{ times}})$. So the vector that generates C_n^k has all its entries

equal to zero except the $(k + 1)$ th entry and $(n - k + 1)$ th entry, with the value of both entries equal to 1. The special case is when n is even and $k = n/2$, these two entries overlap with each other, and the vector has all its entries equal to zero except the $(n/2 + 1)$ th entry.

Now we are ready to solve for the eigenvalue spectrum of $R(M, N)$. We begin with the simple example of square rings, i.e., the $M = 0$ cases. The $2N \times 2N$ adjacency matrix of $R(0, N)$ has the block form

$$A(R(0, N)) = \begin{pmatrix} C_N^1 & I_N \\ I_N & C_N^1 \end{pmatrix} \quad (9)$$

where I_N is the $N \times N$ identity matrix.

We look for an eigenvector for $R(0, N)$ of the form $\vec{w}_i = (a_i \vec{v}_i, \vec{v}_i)^t$ where a_i is a constant that will be determined later and v_i is an eigenvector of C_N^1 corresponding to $\beta_i^{(k)}$. To be more specific, $\vec{v}_i = (1, \zeta^i, \zeta^{2i}, \dots, \zeta^{(n-1)i})^t, 0 \leq i \leq n - 1$, where ζ is the n th root of unity. If two distinct values for a_i are found, for any $0 \leq i \leq N - 1$, then we are done with our search for eigenvalues and eigenvectors.

With such construction for \vec{w}_i , we need λ (depending on i), such that

$$\begin{pmatrix} C_N^1 & I_N \\ I_N & C_N^1 \end{pmatrix} \begin{pmatrix} a_i \vec{v}_i \\ \vec{v}_i \end{pmatrix} = \lambda \begin{pmatrix} a_i \vec{v}_i \\ \vec{v}_i \end{pmatrix} \quad (10)$$

and so we get the system

$$\begin{cases} a_i C_N^1 \vec{v}_i + \vec{v}_i = \lambda a_i \vec{v}_i \\ a_i \vec{v}_i + C_N^1 \vec{v}_i = \lambda \vec{v}_i \end{cases} \implies \begin{cases} a_i \beta_i^{(1)} \vec{v}_i + \vec{v}_i = \lambda a_i \vec{v}_i \\ a_i \vec{v}_i + \beta_i^{(1)} \vec{v}_i = \lambda \vec{v}_i \end{cases} \quad (11)$$

Since $a_i \neq 0$, otherwise $\vec{v}_i = \vec{0}$, which is a contradiction, so we have

$$\begin{cases} a_i \beta_i^{(1)} \vec{v}_i + \vec{v}_i = \lambda a_i \vec{v}_i \\ a_i^2 \vec{v}_i + a_i \beta_i^{(1)} \vec{v}_i = \lambda a_i \vec{v}_i \end{cases} \quad (12)$$

Hence, $(a_i \beta_i^{(1)} + 1 - a_i^2 - \beta_i^{(1)} a_i) \vec{v}_i = \vec{0}$. But then $\vec{v}_i \neq \vec{0}$ by definition, so $1 - a_i^2 = 0$. Thus we conclude that

$$a_i = \pm 1. \quad (13)$$

Plug the a_i 's back into (11), we get:

$$\begin{pmatrix} C_N^1 & I_N \\ I_N & C_N^1 \end{pmatrix} \begin{pmatrix} \vec{v}_i \\ \vec{v}_i \end{pmatrix} = \begin{pmatrix} C_N^1 \vec{v}_i + \vec{v}_i \\ \vec{v}_i + C_N^1 \vec{v}_i \end{pmatrix} = \begin{pmatrix} (\beta_i^{(1)} + 1) \vec{v}_i \\ (\beta_i^{(1)} + 1) \vec{v}_i \end{pmatrix} = (\beta_i^{(1)} + 1) \begin{pmatrix} \vec{v}_i \\ \vec{v}_i \end{pmatrix} \quad (14)$$

Similarly,

$$\begin{pmatrix} C_N^1 & I_N \\ I_N & C_N^1 \end{pmatrix} \begin{pmatrix} -\vec{v}_i \\ \vec{v}_i \end{pmatrix} = (\beta_i^{(1)} - 1) \begin{pmatrix} -\vec{v}_i \\ \vec{v}_i \end{pmatrix} \quad (15)$$

With suitable labelling, we get that:

$$\left\{ \begin{array}{l} \lambda_{2i} = \beta_i^{(1)} + 1, |\lambda_{2i}\rangle = \begin{pmatrix} \vec{v}_i \\ \vec{v}_i \end{pmatrix}, i = 0, \dots, N-1 \\ \lambda_{2i+1} = \beta_i^{(1)} - 1, |\lambda_{2i+1}\rangle = \begin{pmatrix} -\vec{v}_i \\ \vec{v}_i \end{pmatrix}, i = 0, \dots, N-1 \end{array} \right. \quad (16)$$

Combining (7) and (8), the eigenvalues of $R(0, N)$ are given by

$$2 \cos\left(\frac{2i\pi}{N}\right) \pm 1, 0 \leq i \leq N-1. \quad (17)$$

Now we solve for the eigenvalue spectrum of a general twisted ring $R(M, N)$ ($M > 0$). The $2N \times 2N$ adjacency matrix of $R(M, N)$ has the block form

$$A(R(M, N)) = \begin{pmatrix} C_N^1 & C_N^M \\ C_N^M & C_N^1 \end{pmatrix} \quad (18)$$

We first consider the case of $d = \gcd(N, M) = 1$. Since $d = 1$, C_N^M is the adjacency matrix of a cycle graph isomorphic to C_N^1 , and so it is similar to C_N^1 . That is there exists a permutation matrix P , such that $P^{-1}C_N^M P = C_N^1$. This implies that the two matrices will have the same eigenvalues and eigenvectors. Then $\beta_i^{(1)}, \beta_i^{(k)}$ are eigenvalues corresponding to the same eigenvector, say $\vec{v}_i = (1, \zeta_N^i, \dots, \zeta_N^{(N-1)i})^t$. We are looking for an eigenvector for $A(R(M, N))$ of the form $\vec{w}_i = (a_i \vec{v}_i, \vec{v}_i)^t$, where a_i will be determined later. If two distinct values for a_i are found, for any $0 \leq i \leq N-1$, we are done with our search for eigenvalues and eigenvectors.

With this construction for \vec{w}_i , we need λ (depending on i), such that

$$\begin{pmatrix} C_N^1 & C_N^M \\ C_N^M & C_N^1 \end{pmatrix} \begin{pmatrix} a_i \vec{v}_i \\ \vec{v}_i \end{pmatrix} = \lambda \begin{pmatrix} a_i \vec{v}_i \\ \vec{v}_i \end{pmatrix} \quad (19)$$

and so we get the system

$$\begin{cases} a_i C_N^1 \vec{v}_i + C_N^M \vec{v}_i = \lambda a_i \vec{v}_i \\ a_i C_N^M \vec{v}_i + C_N^1 \vec{v}_i = \lambda \vec{v}_i \end{cases} \implies \begin{cases} a_i \beta_i^{(1)} \vec{v}_i + \beta_i^{(k)} \vec{v}_i = \lambda a_i \vec{v}_i \\ a_i^{(k)} \vec{v}_i + \beta_i^{(1)} \vec{v}_i = \lambda \vec{v}_i \end{cases} \quad (20)$$

$$\implies a_i \beta_i^{(1)} \vec{v}_i + \beta_i^{(k)} \vec{v}_i = a_i (a_i \beta_i^{(k)} \vec{v}_i + \beta_i^{(1)} \vec{v}_i) \quad (21)$$

$$\implies (a_i \beta_i^{(1)} + \beta_i^{(k)} - a_i^2 \beta_i^{(k)} - a_i \beta_i^{(1)}) \vec{v}_i = \vec{0}. \quad (22)$$

Since $\vec{v}_i \neq \vec{0}$, we have

$$\beta_i^{(k)} (1 - a_i^2) = 0 \quad (23)$$

But then $\beta_i^{(k)} = 0$ can be shown to be included in the cases when $1 - a_i^2 = 0$. So $a_i = \pm 1$.

Plug the a_i 's back into (19), we get:

$$\begin{pmatrix} C_N^1 & C_N^M \\ C_N^M & C_N^1 \end{pmatrix} \begin{pmatrix} \vec{v}_i \\ \vec{v}_i \end{pmatrix} = \begin{pmatrix} C_N^1 \vec{v}_i + C_N^M \vec{v}_i \\ C_N^M \vec{v}_i + C_N^1 \vec{v}_i \end{pmatrix} = \begin{pmatrix} (\beta_i^{(1)} + \beta_i^{(k)}) \vec{v}_i \\ (\beta_i^{(1)} + \beta_i^{(k)}) \vec{v}_i \end{pmatrix} = (\beta_i^{(1)} + \beta_i^{(k)}) \begin{pmatrix} \vec{v}_i \\ \vec{v}_i \end{pmatrix} \quad (24)$$

Similarly,

$$\begin{pmatrix} C_N^1 & C_N^M \\ C_N^M & C_N^1 \end{pmatrix} \begin{pmatrix} -\vec{v}_i \\ \vec{v}_i \end{pmatrix} = (\beta_i^{(1)} - \beta_i^{(k)}) \begin{pmatrix} -\vec{v}_i \\ \vec{v}_i \end{pmatrix} \quad (25)$$

With suitable labelling, we get that:

$$\left\{ \begin{array}{l} \lambda_{2i} = \beta_i^{(1)} + \beta_i^{(k)}, |\lambda_{2i}\rangle = \begin{pmatrix} \vec{v}_i \\ \vec{v}_i \end{pmatrix}, i = 0, \dots, N-1 \\ \lambda_{2i+1} = \beta_i^{(1)} - \beta_i^{(k)}, |\lambda_{2i+1}\rangle = \begin{pmatrix} -\vec{v}_i \\ \vec{v}_i \end{pmatrix}, i = 0, \dots, N-1 \end{array} \right. \quad (26)$$

The case of $d > 1$ is treated similarly. The eigenvectors \vec{w}_i must have the form $\vec{w}_i = (a_1 \vec{v}_i', a_2 \vec{v}_i', \dots, a_d \vec{v}_i', \vec{v}_i)$ with \vec{v}_i as before and $\vec{v}_i' = (1, \zeta_N^i, \dots, \zeta_N^{(N'-1)i})^t$, $N' = \frac{N}{d}$, for some appropriate multipliers a_i . A similar system to do for the $d = 1$ case will be obtained, and the same polynomial whose roots are the eigenvalues λ_i will be found.

Combining (7) and (8), the eigenvalues of $R(M, N)$ ($M > 0$) are given by

When N is odd,

$$2 \cos\left(\frac{2i\pi}{N}\right) \pm 2 \cos\left(\frac{2iM\pi}{N}\right), 0 \leq i \leq N-1. \quad (27)$$

When N is even,

$$\begin{cases} 2 \cos(\frac{2i\pi}{N}) \pm 2 \cos(\frac{2\pi iM}{N}), 0 \leq i \leq N - 1, M \neq N/2 \\ 2 \cos(\frac{2i\pi}{N}) \pm (-1)^i, 0 \leq i \leq N - 1, M = N/2 \end{cases} \quad (28)$$

Construction of Möbius Strips In this appendix, we illustrate how to construct Möbius Strips from the respective twisted rings. We use $R(2,7)$ as an example.

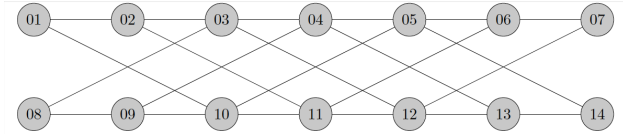


Figure 6: $R(2,7)$

We first remove $6=2+2 \times 2$ (and for general $R(M,N)$, $2M+2$) links. For this particular labelling as in Fig.6, we first remove the two horizontal links $01 - 07$ and $08 - 14$, so that the ring becomes a band. We then remove $01 - 13$, $02 - 14$, $06 - 08$, $07 - 09$ (and for general $R(M,N)$, these are a total of $2M$ links), so that we can now do the twisting. We then twist one end of the band, say the right-hand side. Finally, we rewire back the removed links. And in this particular case, $01 - 14$, $08 - 07$, $01 - 06$, $02 - 07$, $08 - 13$, $09 - 14$. The construction for general $Mb(M,N)$ is analogous to the above procedure with possibly more links to be removed and glued back.

Stability and reliability studies of Möbius Strips We give an example to show how the conclusion above may be applied to general cases. Let's do some rewirings of the network to form Möbius strips, which can be regarded as modification of the twisted rings. The number of nodes and links and twists are unaffected. We start with a 7-unit rings. The methods for constructing the Möbius

Strips are shown in supplementary information (II). The stability and reliability landscapes for the twisted rings and the respective Möbius strips are shown in Fig.7 and Fig.8. The spectral gaps are shown in Table 1. Table 2 is a combined ranking of spectral gaps and Stability and Reliability of all the 7-unit rings and their respective Möbius Strips. As can be seen from Table 2 as well as Fig.7 and Fig.8, the strict anti-correlation between stability and spectral gap and the strict positive correlation between reliability and spectral gap are obeyed not only within the twisted rings and Möbius Strips, but also in the combined system. This is a significant extension of the original result, as rewirings break the original symmetry of the twisted-ring ensembles: the original $C_2 \times D_N$ symmetry is no longer valid in the generalized ensemble, yet our conclusion still holds. Thus, we may expect that the conclusion holds for general networks with similar connectance, since the heterogeneity in the node and link distribution can always be smoothed by rewiring. A more challenging example is the rewiring of a given large network to form a Erdős-Rényi network. We find that the usage of the gap ordering for stability and reliability still works.

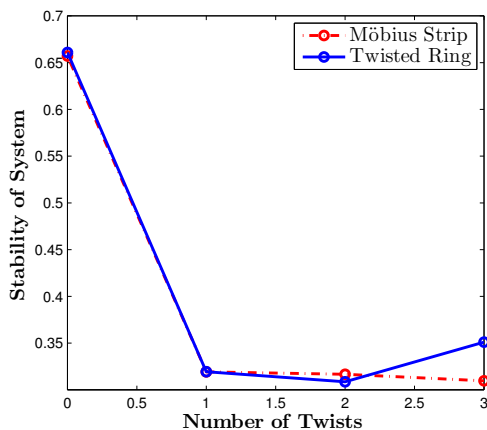


Figure 7: Stability landscape of 7-unit rings and respective Möbius Strips with $\alpha = 0.1$.

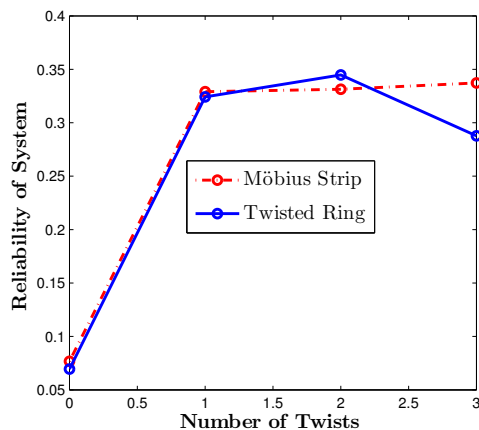


Figure 8: Reliability landscape of 7-unit rings and respective Möbius Strips with $p = 0.5$.

Table 1: Spectral Gap of 7-Unit Rings and respective Möbius Strips

	Twist 0	Twist 1	Twist 2	Twist 3
Twisted Rings	0.7530	1.5060	2.3080	0.9511
Möbius Strips	0.7530	1.5060	1.7530	2.3000

Table 2: Spectral Gap and Stability & Reliability Rankings

	R(0,7)	Mb(0,7)	R(3,7)	R(1,7)	Mb(1,7)	Mb(2,7)	Mb(3,7)	R(2,7)
Spectral Gap	7	7	6	4	4	3	2	1
Stability	1	1	3	4	4	6	7	8
Reliability	7	7	6	4	4	3	2	1

1. Gardner, M.R., and Ashby, W.R. Connectance of large dynamics (cybernetic) systems-critical values for stability. *Nature* **228**, 784-785 (1970).
2. May, R.M. Will a large complex system be stable? *Nature* **238**, 413-414 (1972).
3. May, R.M. *Stability and Complexity in Model Ecosystems* (Princeton Univ. Press, Princeton, N. J., USA, 1974).
4. Daniels, J., and Mackay, A.L. The stability of connected linear systems. *Nature* **251**, 49-50 (1974).
5. Satyarananaya, A., and Prabhakar, A. A new topological formula and rapid algorithm for reliability analysis of complex networks. *IEEE Trans. Rel.* **TR-30**, 82-100 (1978).

6. Samaniego, F.J. *System Signatures and their Applications in Engineering Reliability* (Springer Science+Business Media, LLC, Boston, MA, USA, 2007)
7. Boland, P.J., and Samaniego, F.J. The signature of a coherent system and its applications in reliability. *Mathematical Reliability Theory: An Expository Perspective* pp. 1-29 (Kluwer Academic Publishers, Boston, MA, 2004)
8. Erdős, P., and Rényi, A. On random graphs I. *Publ. Math., Debrecen* **6**, 290-297 (1959).
9. Erdős, P., and Rényi, A. On two problems of information theory. *Magyar Tud. Akad. Mat. Kutató Int. Közl* **8**, 229-243 (1963).
10. Cheeger, J. A lower bound for the smallest eigenvalue of the Laplacian. *Problems in analysis (Papers dedicated to Salomon Bochner, 1969)* pp. 195-199 (Princeton Univ. Press, Princeton, N. J., USA, 1970).
11. Chierichetti, F., Lattanzi, S., and Panconesi, A. Rumor spreading and graph conductance. *SODA '10 Proceedings of the Twenty-First Annual ACM-SIAM Symposium on Discrete Algorithms* pp. 1657-1663 (Society for Industrial and Applied Mathematics, Philadelphia, PA, USA, 2010).
12. Albert, R., and Barabási, A. Statistical mechanics of complex networks. *Rev. Mod. Phys.* **74**, 47-97 (2002).
13. Newman, M.E.J. The structure and function of complex networks. *SIAM Rev.* **45(2)**, 167-256 (2003).

14. Boccaletti, S., Latora, V., Moreno, Y., Chavez, M., and Hwang, D. U. Complex networks: Structure and dynamics. *Physics Reports* **424(4-5)**, 175-308 (2006).
15. Dorogovtsev, S.N., and Mendes, J.F.F. *Evolution of Networks* (Oxford Univ. Press, Oxford, UK, 2003).
16. Pastor-Satorras, R., and Vespignani, A. *Evolution and Structure of the Internet: A Statistical Physics Approach* (Cambridge Univ. Press, New York, NY, USA, 2004).
17. Caldarelli, G. *Scale-Free Networks* (Oxford Univ. Press, Oxford, UK, 2007).
18. Allesina, S., and Tang, S. Stability criteria for complex ecosystems. *Nature* **483**, 205-208 (2012).
19. Jirsa, V.K., and Ding, M.Z. Will a large complex system with time delays be stable? *Phys. Rev. Lett.* **93**, 070602-1 (2004).
20. Pierre, S., Hyppolite, M.A., Bourjolly, J.M., and Dioume, O. Topological design of computer communication networks using simulated annealing. *Eng. Appl. Artif. Intel.* **8**, 61-69 (1995).
21. Walters, G.A., and Smith, D.K. Evolutionary design algorithm for optimal layout of tree networks. *Engineering Optimization* **24**, 261-281 (1995)
22. Hogg, T., Huberman, B.A., and McGlade, J.M. The stability of ecosystems. *Proc. R. Soc. B* **237**, 43-51 (1989).
23. Dodziuk, J. Difference equations, isoperimetric inequality and transience of certain random walks. *Trans. Amer. Math. Soc.* **284**, 787-794 (1984).

24. Alon, N., and Milman, V. D. λ_1 , isoperimetric inequalities for graphs, and superconcentrators. *J. Combin. Theory Ser. B* **38**, 73-88 (1985).
25. Alon, N. Eigenvalues and expanders. *Combinatorica* **6(2)**, 83-96 (1986).
26. Hoory, S., Linial, N., and Wigderson A. Expander graphs and their applications. *Bull. Amer. Math. Soc* **43**, 439-561 (2006).

Acknowledgements We acknowledge useful discussion with Chun Kit Chan. We also acknowledge Grant No.FSGRF13SC25.

Author Contribution The authors contribute equally to the paper.

Author Information Correspondence and requests for materials should be addressed to Kwok Yip Szeto (email: phszeto@ust.hk). The authors declare that they have no competing financial interests.