

Correlated Topological Insulators with Mixed Valence

Feng Lu*, JianZhou Zhao*, Hongming Weng, Zhong Fang and Xi Dai
*Beijing National Laboratory for Condensed Matter Physics,
 and Institute of Physics, Chinese Academy of Sciences, Beijing 100190, China*
 (Dated: March 22, 2019)

We propose the local density approximation (LDA)+Gutzwiller method incorporating Green's function scheme to study the topological physics of correlated materials from the first-principles. Applying this method to typical mixed valence materials SmB_6 , we found its non-trivial Z_2 topology, indicating that SmB_6 is a strongly correlated topological insulator (TI). The unique feature of this compound is that its surface states contain three Dirac cones in contrast to most known TIs.

PACS numbers:

Most of Z_2 topological insulators (TI)[1–5] discovered up to now are semiconductors which are free of strong correlation effects and their topological nature can thus be predicted quite reliably by first principle calculations based on density functional theory (DFT)[6]. The Z_2 classification of band insulators has been generalized to interacting systems by looking at its response to external electric magnetic field, namely the topological magneto-electric effect (TME)[7]. A correlated insulator is a TI if the θ -angle defines in TME is π . Given the TME theory and several simplifications[8], however, its application to realistic materials is still absent due to: (1) the lack of suitable compounds; (2) the difficulty to compute reliably correlated electronic structures from the first-principles. In this letter, we study a special class of materials, the mixed valence (MV) compounds, which contain rare-earth elements with *non-integer chemical valence*. By combining the Gutzwiller variational approach from the first-principles and the Green's function method for the TME, we found SmB_6 is a 3D correlated TI. Interestingly, it has three Dirac cones on the surface, in contrast to most of the known TIs.

Classic MV compounds, such as SmB_6 and YbB_{12} [9], share the following common features. (i) The x-ray photoelectron spectroscopy (XPS) and X-ray absorption spectra (XAS) contain peaks from both divalent and trivalent multiplets with comparable spectral weight[10–12], indicating the valence of Sm or Yb to be close to 2.5. (ii) A small semiconducting gap opens at least in part of the Brillouin zone (BZ) at low temperature[13]. Previous electronic structure studies indicate that the electrons transfer from Sm (or Yb) $4f$ orbitals to $5d$ orbitals, which leads to fractional occupation in $4f$ orbitals[14]. From the band structure point of view, the electron-transfer between $4f$ and $5d$ orbitals indicates possible band inversion between them, which is a crucial ingredient to realize TI (if it happens odd number of times in the entire BZ). At the mean while, SmB_6 has been recently suggested

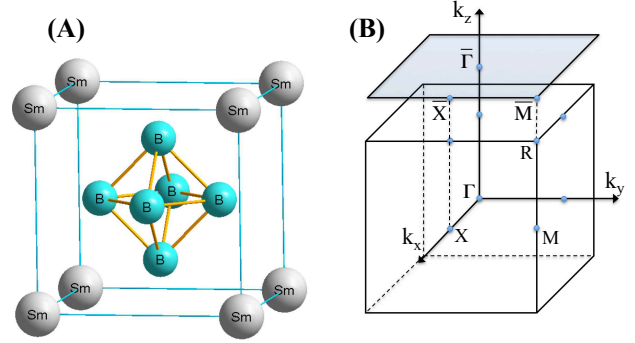


FIG. 1: (A) The CsCl-type structure of SmB_6 with $Pm\bar{3}m$ space group. Sm ions and B_6 octahedron are located at the corner and center of the cubic lattice respectively. (B) The bulk and surface BZ for SmB_6 .

to be among the possible candidates of the interesting topological Kondo insulators [15–17]. Although the analytical studies of MV compounds have been conducted by several groups, the reliable first principle studies, which is crucial to identify the possible topological phases, is still lacking, due to the strong correlation nature of these materials[18, 19]. Here we report that the local density approximation (LDA)+Gutzwiller method, a newly developed first-principles tool for correlated electron systems, enables us to search for the topological phases in correlated matters. By taking the MV compound SmB_6 as an example, we will focus on two key issues: (i) how to compute Z_2 topological index with LDA+Gutzwiller; (ii) what's the topological nature of SmB_6 with the strong correlation effects among the f electrons?

The LDA+Gutzwiller method combines the DFT within LDA with the Gutzwiller type trial wave function, which takes care of the strong atomic features in the ground state. Here we just sketch the most important aspects, and leaving details to reference [20–22]. We start from the common Hamiltonian (used for most of the LDA++ schemes),

$$H_{Total} = H_{LDA} + H_{int} + H_{DC} \quad (1)$$

where H_{LDA} is the single particle Hamiltonian obtained

*these authors contributed equally to the paper

by LDA and H_{int} is the local interaction term for the $4f$ electrons described by the Slater integrals F_0, F_2, F_4, F_6 . In the present study, for Sm atom we choose $F_0=5.8$ eV and $F_2 = 9.89$ eV, $F_4 = 7.08$ eV, $F_6 = 4.99$ eV to be their atomic values[23, 24]. H_{DC} is the double counting term representing the interaction energy already considered at the LDA level. In the present paper, we compute the double counting energy using the scheme described in reference[25]. We then use the following Gutzwiller trial wave function, $|G\rangle = P_G|0\rangle = \prod_i P_i|0\rangle$, where $|0\rangle$ is a non-interacting state (obtained from LDA), $P_i = \sum_{\Gamma_i} \lambda_{\Gamma_i} |\Gamma_i\rangle \langle \Gamma_i|$ is the Gutzwiller projector at the i -th site with $|\Gamma_i\rangle$ being the atomic eigenstates and λ_{Γ} being the variational parameters to be determined by minimizing the ground state total energy (under Gutzwiller approximation)[21, 26, 27], $E_G = \langle 0|H_{eff}|0\rangle + \sum_{\Gamma} \lambda_{\Gamma} E_{\Gamma}$. Here $H_{eff} = P_G H_{LDA} P_G$ is called renormalized effective single particle Hamiltonian for the quasi-particles and E_{Γ} is the eigen energy of the Γ -th atomic eigenstate. The scheme preserves the nice aspect of being variational, however, it is beyond LDA (and also LDA+ U) because the total energy E_G now relies on the balance between the renormalized kinetic energy of quasi-particle motion and the local interaction energy, which is configuration-dependent. We note that including the complete form of all the Slater integrals (F_0 to F_6) in the local interaction is essential to obtain the correct electronic structure for these materials.

The linear response theory for the coefficient of TME has been developed and simplified by Z. Wang *et al*[8]. For interacting systems, when the self-energy contains no singularity along the imaginary axis, the formula for the TME coefficient only requires the single particle Green's function at zero frequency, $\hat{g}(k, 0)$. Because the singular point for the self-energy along the imaginary axis only appears for a Mott insulator with completely localized f -orbitals, which is not the case for SmB_6 , we can safely apply the above method here. Therefore the way to determine the Z_2 invariance is just diagonalizing the Hermite matrix $-\hat{g}(k, 0)^{-1} = \hat{H}_0 - \mu_f + \hat{\Sigma}(0)$ and treating the eigenstates with the negative eigenvalues as the "occupied states". If the system also has spacial inversion center, the Z_2 invariance can be simply determined by counting the parities of these "occupied state" on the time reversal invariant momenta (TRIM) points, the same as that done for the non-interacting topological band insulators[1, 2].

In the Gutzwiller approximation (or the equivalent slave boson mean field approach), the low energy single particle Green's function of an interacting system can be expressed by the quasi-particle effective Hamiltonian and the quasi-particle weight \hat{z} (which in general is a matrix) as,

$$\hat{g}(k, i\omega) = \frac{\hat{z}}{i\omega - \hat{H}_{eff} + \mu_f} + \hat{g}_{ic}(k, i\omega) \quad (2)$$

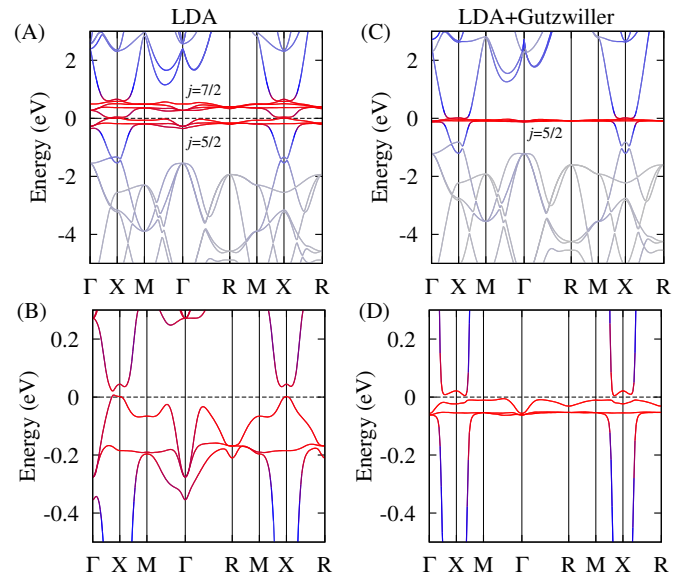


FIG. 2: The calculated band structure for SmB_6 in different energy scales by LDA (A, B) and LDA+Gutzwiller(C, D). The B and D are just the zoom in of A and B respectively, around the fermi level. Compared to the LDA results, the $4f$ $j=7/2$ bands in LDA+Gutzwiller have been pushed up to be about 4.0 eV above the fermi level, leaving the band structure near the fermi level being dominated by $4f$ $j=5/2$ and $5d$ states. The blue, red and grey colors represent the weight of the orbital character for $5d$, $4f$ and $2p$ respectively.

where the second term describes the incoherent part of the Green's function, which is ignorable for low frequency. Therefore by applying the green's function method described above, we reach the conclusion that the Z_2 invariance in LDA+Gutzwiller method is determined by the occupied eigenstates of the Gutzwiller effective Hamiltonian H_{eff} , which can be interpreted as the band structure of the "quasi-particles".

We now focus on SmB_6 , which is crystallized in the CsCl-type structure with Sm ions and B_6 clusters being located at the conner and body center of the cubic lattice respectively (see Fig.1). The LDA part of the calculations has been done by full potential linearized augmented plane wave (LAPW) method implemented in the WIEN2k package[28]. BZ integration was performed on a regular mesh of $12 \times 12 \times 12$ k points. The muffin-tin radii(R_{MT}) of 2.50 and 1.65 bohr were chosen for Sm and B atoms, respectively. The largest plane-wave vector K_{max} was give by $R_{MT}K_{max} = 8.5$. The spin-orbit coupling (SOC) is included in all calculations.

The band structure obtained by LDA is shown in Fig.2 (A and B), where we can find three major features. (i) The Sm- $4f$ orbitals, which split into the $j=5/2$ and $j=7/2$ manifolds due to the SOC, form narrow bands respectively with width around 0.5 eV near the Fermi level. (ii) The low energy band structure is semiconductor-like with a minimum gap about 15meV along the Γ -X direc-

tion. (iii) There is clear band inversion features at the X-points, where one $5d$ band goes below the f bands, which reduces the occupation number of the f -states to be around 5.35.

The first two features of the LDA band structures are not consistent with the experimental observations. Firstly, the XPS measurement finds quite strong $4f$ multiplets, indicating strong atomic nature of $4f$ electrons in SmB_6 (in other words, most of the $4f$ electrons are not involved in the formation of energy bands)[10, 11]. Secondly, both transport [29–31] and optical [32–34] measurements reveal the formation of a small gap only for temperature below 50 K. The above two features imply that the f electrons in SmB_6 have both localized and itinerant natures and the correct description of its electronic structure should include both of them. The qualitative physical picture can be ascribed to Kondo physics, which involves both itinerant and localized electronic states[16]. At high temperature, these localized orbitals ($4f$ states) are completely decoupled from the itinerant energy bands, forming atomic multiplet states. While in the low temperature, the coherent hybridization between localized and itinerant states is gradually developed leading to the formation of “heavy quasi-particle” bands. The insulating behavior appears when the chemical potential falls into the “hybridization gap” between the heavy quasi-particle and the conduction bands, which is mainly of the $5d$ orbital character in SmB_6 .

Such Kondo picture can be nicely captured by our LDA+Gutzwiller calculations, which provide equal-footing descriptions of both the itinerant $5d$ bands and those heavy quasi-particle states formed by $4f$ orbitals. The quasi-particle band structures obtained by LDA+Gutzwiller is shown in Fig.2 (C and D). Compared with the LDA results, there are three major differences induced by the strong correlation effects. (i) The $4f$ $j=7/2$ bands are pushed up to be around 4.0 eV above the fermi level, leaving the band structure near the fermi level being dominated by $4f$ $j=5/2$ and $5d$ bands. (ii) The band width of those “heavy quasi-particle” bands formed by $4f$ orbitals are much reduced to be less than 0.1 eV. The quasi-particle weight z of these “heavy quasi-particle” bands is about 0.18, indicating that the quasi-particles are formed by less than 20% of the $4f$ spectral weight and the remaining weight is attributed to the atomic multiplets (or the Hubbard bands). (iii) A hybridization gap between $4f$ quasi-particle bands and the itinerant $5d$ bands appears along the Γ to X direction. The detail hybridization process is illustrated in Fig. 3. Along the Γ to X direction, the point group symmetry is lowered to be C_{4v} , whose double group contains two irreducible two-dimensional representations, Γ_6 and Γ_7 . Along Γ to X , the original $4f$ $j=5/2$ orbitals split into two Γ_7 and one Γ_6 bands, which cross with another Γ_7 band formed by $5d$ orbitals. The hybridization terms among the three Γ_7 bands are allowed and generates the

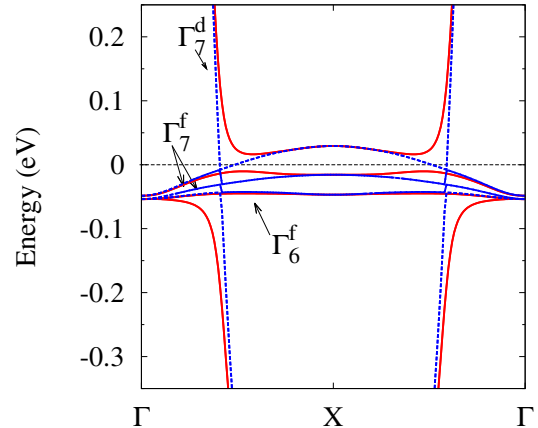


FIG. 3: Band hybridizations between $4f$ and $5d$ along Γ to X direction. The original $4f$ $j=5/2$ orbitals split into two Γ_7^f and one Γ_6^f bands. The Γ_7^f bands cross and hybridize with another Γ_7^d band formed by $5d$ orbitals.

hybridization gap, which is around 10 meV now. We note that in contrast to the LDA results, the semiconductor gap obtained by LDA+Gutzwiller is indirect, which is quite consistent with the transport measurements.

The Gutzwiller type wave function can describe not only the quasi-particle features but also the many body aspects as well[21, 26, 35]. The Gutzwiller variational parameter λ_Γ determines nothing but the probability of each atomic configuration Γ in the ground state (which is defined as $\langle G|\Gamma\rangle\langle\Gamma|G\rangle$). In Fig. 4, we plot the corresponding probabilities for SmB_6 obtained by LDA+Gutzwiller together with that obtained by LDA wave function($\langle 0|\Gamma\rangle\langle\Gamma|0\rangle$). The LDA ground state is dominated by the atomic configurations with the number of f -electrons $N_f=6$, on the other hand however, the distribution of the probability of atomic states obtained by LDA+Gutzwiller is almost equally concentrated on two atomic multiplet states with five and six f -electrons respectively, leading to approximately +2.5 valence of Sm.

TABLE I: The products of parity eigenvalues of the occupied states for TRIM points, Γ , X , R and M in the BZ.

Γ	3X	R	3M
+	-	+	+

The band inversion feature around the X points is well persisted in the LDA+Gutzwiller quasi-particle bands. As discussed in previous paragraphs, the topological nature of this interacting system is fully determined by the Gutzwiller effective Hamiltonian H_{eff} . Since the spacial inversion symmetry is present for SmB_6 , we are now able to determine its topological nature by simply counting the parities of those occupied quasi-particle states at 8 TRIM points. As listed in Table I, the parities are all pos-

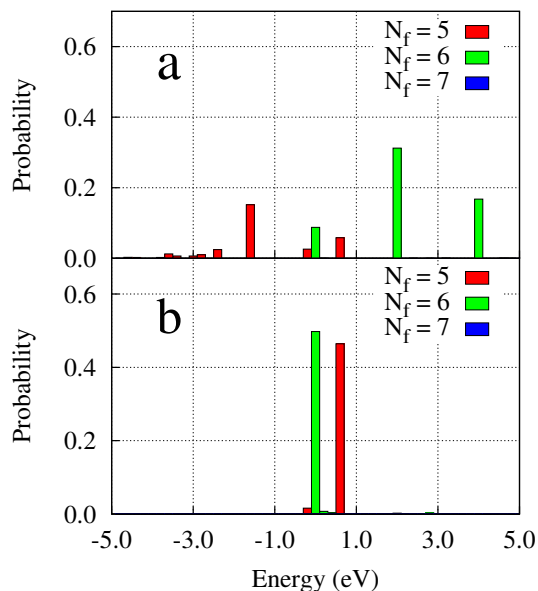


FIG. 4: The probability of atomic eigenstates in the ground state obtained by (a) LDA alone and (b) LDA+Gutzwiller. N_f is the total number of f electrons for the corresponding atomic eigenstates.

itive except the X points. Because there are totally three equivalent X points in the whole BZ, the Z_2 topological index for SmB_6 has to be odd, resulting in a strongly correlated topological insulators with topological indices (1;111).

To see the topological surface states, we construct a tight binding model using the projected Wannier functions[36–38], which can reproduce the LDA band dispersion quite precisely. The surface states (SS) of the (001) surface are then obtained by combining the above tight binding Hamiltonian and the same rotational invariant Gutzwiller approach on a 40-layers slab. The obtained quasi-particle bands of the slab are plotted in Fig.5. It is clearly seen that the surface states contain three Dirac cones: one cone is located at $\bar{\Gamma}$ and the other two are at two \bar{X} points of the surface BZ. The interesting multi-Dirac-cones behavior is quite unique among the existing TIs and is a natural consequence of the band inversion at the bulk X points, which are projected onto to $\bar{\Gamma}$ and two \bar{X} points of the (001) surface BZ. The multiple Dirac cones on the surface of SmB_6 may generate interesting physical phenomenas, such as the unique quasi-particle interference pattern in scanning tunneling microscope (STM), which will be studied in our further publications.

In summary, we have developed the LDA+Gutzwiller method incorporating the Green's function scheme to study the the topological phases of strongly correlated materials from the first-principles (beyond LDA and LDA+U). This method is systematically applicable to

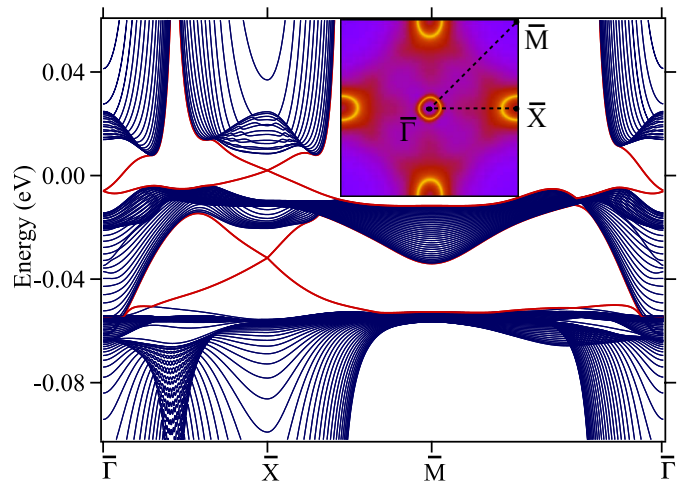


FIG. 5: The surface states of SmB_6 on the (001) surface. The surface states are obtained by LDA+Gutzwiller with a 40 layer slab on the basis of projected Wannier functions. (Inset) The fermi surfaces for SS on (001) surface.

all correlated compounds as long as the quasi-particle weight is not reaching zero. Both quasi-particle bands and atomic multiplete structures can be well captured in the present technique. Applying this method onto typical mixed valence compound SmB_6 , we demonstrate that it is a strongly correlated 3D TI with unique surface states containing three Dirac cones on the (001) surface. The strong interaction among the f electrons reduces both the band width and the quasiparticle weight for almost one order, but the topological feature remains.

This work was supported by the National Science Foundation of China and by the 973 program of China (No. 2011CBA00108 and 2013CBP21700). We acknowledge the helpful discussion with professor P. Coleman, O. Eriksson and Dr. P. Thunstrom.

-
- [1] L. Fu and C. Kane, Physical Review B **76**, 045302 (2007).
 - [2] L. Fu, C. Kane, and E. Mele, Physical Review Letters **98**, 106803 (2007).
 - [3] M. Z. Hasan and C. L. Kane, Reviews of Modern Physics **82**, 3045 (2010).
 - [4] X. L. Qi and S. C. Zhang, Reviews of Modern Physics **83**, 1057 (2011).
 - [5] B. A. Bernevig, T. L. Hughes, and S. C. Zhang, Science **314**, 1757 (2006).
 - [6] H. Zhang, C.-X. Liu, X.-L. Qi, X. Dai, Z. Fang, and S.-C. Zhang, Nature Physics **5**, 438 (2009).
 - [7] X. L. Qi, R. Li, J. Zang, and S. C. Zhang, Science **323**, 1184 (2009).
 - [8] Z. Wang and S.-C. Zhang, Phys. Rev. X **2**, 031008 (2012).
 - [9] C. M. Varma, Rev. Mod. Phys. **48** (1976).
 - [10] J. Allen, L. Johansson, I. Lindau, and S. Hagstrom, Physical Review B **21**, 1335 (1980).
 - [11] J. N. Chazalviel, M. Campagna, G. K. Wertheim, and

- P. H. Schmidt, *Physical Review B* **14**, 4586 (1976).
- [12] E. Beaurepaire, J. P. Kappler, and G. Krill, *Phys. Rev. B* **41**, 6768 (1990).
- [13] J. Cooley, M. Aronson, Z. Fisk, and P. Canfield, *Physical Review Letters* **74**, 1629 (1995).
- [14] V. Antonov, B. Harmon, and e. al, *Physical Review B* (2002).
- [15] M. Dzero, K. Sun, V. Galitski, and P. Coleman, *Physical Review Letters* **104**, 106408 (2010).
- [16] M. Dzero, K. Sun, P. Coleman, and V. Galitski, *Physical Review B* **85**, 045130 (2012).
- [17] H. Miyazaki, T. Hajiri, T. Ito, S. Kunii, and S.-i. Kimura, *Physical Review B* **86**, 075105 (2012).
- [18] M. Colarieti-Tosti, M. I. Katsnelson, M. Mattesini, S. I. Simak, R. Ahuja, B. Johansson, C. Dallera, and O. Eriksson, *Physical Review Letters* **93**, 096403 (2004).
- [19] P. Thunstrom, I. D. Marco, A. Grechnev, S. Lebegue, M. I. Katsnelson, A. Svane, and O. Eriksson, *Physical Review B* **79**, 165104 (2009).
- [20] X. Deng, L. Wang, X. Dai, and Z. Fang, *Physical Review B* **79**, 075114 (2009).
- [21] N. Lanat, H. U. R. Strand, X. Dai, and B. Hellsing, *Physical Review B* **85**, 035133 (2012), pRB.
- [22] Y. Yao, C. Wang, and K. Ho, *Physical Review B* **83**, 245139 (2011).
- [23] R. D. Cowan, *The theory of atomic structure and spectra* (1981).
- [24] W. T. Carnall, G. L. Goodman, K. Rajna, and R. S. Rana, *J. Chem. Phys.* **90**, 3443 (1989).
- [25] V. I. Anisimov, F. Aryasetiawan, and A. I. Lichtenstein, *J. Phys.: Condens. Matter* **9**, 767 (1997).
- [26] J. Bunemann, W. Weber, and F. Gebhard, *Physical Review B* **57**, 6896 (1998).
- [27] F. Lechermann, A. Georges, G. Kotliar, and O. Parcollet, *Physical Review B* **76**, 155102 (2007).
- [28] P. Blaha, K. Schwarz, G. K. H. Madsen, D. Kvasnicka, and J. Luitz, *WIEN2k, An Augmented Plane Wave + Local Orbitals Program for Calculating Crystal Properties* (2001), ISBN 3-9501031-1-2.
- [29] A. Menth, E. Buehler, and T. H. Geballe, *Physical Review Letters* **22**, 295 (1969).
- [30] J. C. Cooley, M. C. Aronson, A. Lacerda, Z. Fisk, P. C. Canfield, and R. P. Guertin, *Physical Review B* **52**, 7322 (1995).
- [31] J. C. Nickerson, R. M. White, K. N. Lee, R. Bachmann, T. H. Geballe, and G. W. Hull Jr, *Physical Review B* **3**, 2030 (1971).
- [32] S. von Molnar, T. Theis, A. Benoit, A. Briggs, J. Floquet, J. Ravex, and Z. Fisk, *Valence Instabilities* (North-Holland, Amsterdam, 1982), p. 389.
- [33] T. Nanba, H. Ohta, H. Motokawa, K. S., K. S., and K. T., *Physica B: Condensed Matter* **186-188**, 440 (1993).
- [34] G. Travaglini and P. Wachter, *Physical Review B* **29**, 893 (1984).
- [35] M. C. Gutzwiller, *Phys. Rev. Lett.* **10**, 159 (1963).
- [36] I. Solovyev, Z. Pchelkina, and V. Anisimov, *Physical Review B* **75**, 045110 (2007).
- [37] J. Kunes, R. Arita, P. Wissgott, and e. al, *Computer Physics Communications* **181**, 1888 (2010).
- [38] A. A. Mostofi, J. R. Yates, Y.-S. Lee, I. Souza, D. Vanderbilt, and N. Marzari, *Computer Physics Communications* **178**, 685 (2008).