

Numerical estimates of the accretion rate onto intermediate-mass black holes

C. Pepe^{1,2*} and L. J. Pellizza^{1,2}

¹*Instituto de Astronomía y Física del Espacio, Casilla de Correos 67, Suc. 28, 1428, Buenos Aires, Argentina*

²*Consejo Nacional de Investigaciones Científicas y Técnicas, CONICET, Argentina*

Accepted. Received; in original form

ABSTRACT

The existence of intermediate-mass ($\sim 10^3 M_\odot$) black holes in the center of globular clusters has been suggested by different observations. Extended, central X-ray sources observed in NGC 6388 and in G1 in M31 could be interpreted as being powered by the accretion of matter onto such objects. In this work we explore a scenario in which the black hole accretes from the cluster interstellar medium, which is generated by the mass loss of the red giants in the cluster. We estimate the accretion rate onto the black hole and compare it to the values obtained via the traditional Bondi-Hoyle model. Our results show that the accretion rate is no longer solely defined by the black hole mass and the ambient parameters but also by the host cluster itself. Furthermore, we find that the more massive globular clusters with large stellar velocity dispersion are the best candidates in which accretion onto IMBHs could be detected.

Key words: accretion, accretion discs – black hole physics – globular clusters: general

1 INTRODUCTION

The existence of intermediate-mass black holes (10^2 – $10^4 M_\odot$, IMBHs) was suggested, among other observations, by the detection of ultraluminous X-ray sources in nearby galaxies (see Feng 2011, for a review). The X-ray fluxes and the distances measured for these sources imply luminosities (assuming isotropic emission) $L > 10^{39}$ erg s^{−1}, in excess of the Eddington luminosity for an accreting stellar-mass compact object ($M \sim 10 M_\odot$). The simplest explanation for these high luminosities is the presence of accreting objects with masses in the range of those of IMBHs, but other hypotheses have been proposed. Körding et al. (2002) suggested that the emission of ULXs could be beamed, hence implying lower luminosities for these sources, while King et al. (2001) proposed that ULXs emit indeed in a super-Eddington regime. Although in these alternative models accreting stellar-mass black holes could explain the observed luminosities, they fail to account for sources with $L > 10^{40}$ erg s^{−1}, which still require the accreting compact object to be an IMBH (Feng 2011).

On the other hand, different theoretical models for the origin of IMBHs have been proposed. According to Fryer (2001), IMBHs would be the dead fossils of primordial (Population III) stars, while Miller & Hamilton (2002) have shown that black holes of $10^3 M_\odot$ could form in globular

clusters (GCs) as a consequence of the merger of stellar-mass black holes. A similar mechanism was proposed by Portegies Zwart et al. (2004), who have shown that a runaway collision of massive stars in a GC results in an IMBH at its centre. Hence, GCs have become the main candidates to host these objects. The extrapolation of the relation between the central black hole mass and the bulge mass of galaxies (e.g., Magorrian et al. 1998) also points to the existence of IMBHs in GCs.

Following the predictions of theoretical models, several attempts to detect IMBHs at the centres of GCs were done. Stellar density profiles and stellar dynamics measurements in the central regions of some GCs suggest the existence of central objects with masses $\sim 10^3 M_\odot$. Miocchi (2007) developed a model for the stellar distribution in GCs, including the effects of an IMBH. Comparing the results with surface brightness and velocity dispersion profiles, he claims that the Galactic GCs NGC 2808, NGC 6388, M80, M13, M62 and M54, and also G1 in M31 probably host an IMBH. Van den Bosch et al. (2006) constructed dynamical models of M15 and estimated the central mass in $3400 M_\odot$. However, the nature of this concentrated mass can not be distinguished: it could be either an IMBH or a large number of stellar-mass compact objects, or a combination of both. On the other hand, McLaughlin et al. (2006) fitted the proper motion dispersion profile of 47 Tuc, obtaining an estimate of its central point mass of 1000 – $1500 M_\odot$ at 68% confidence level. Noyola et al. (2008) analyzed the surface brightness

* E-mail: carolinap@iafe.uba.ar

and velocity dispersion profiles of ω Cen. Both profiles show a central cusp, a $4000M_{\odot}$ IMBH being the best explanation for these observations. Gebhardt et al. (2002) reported a $2 \times 10^4 M_{\odot}$ point mass at the center of G1, based on photometric and kinematical data in the central areas. Although kinematical and photometric data are suitable to show the presence of central mass concentrations in GCs, at present they are unable to determine the nature of these concentrations, namely if they comprise a single massive object or a collection of stellar-mass remnants. Complementary data are needed to prove any of these hypotheses.

As in other systems containing compact objects, the detection of ongoing accretion may help to place constraints on the existence and properties of IMBHs. Hence, searches of central X-ray sources have been performed in several GCs. The detection of central sources with properties consistent with those expected from an IMBH has been reported only for two clusters: NGC 6388 and G1 (Nucita et al. 2008; Kong et al. 2010). In other clusters, only upper limits for the X-ray luminosity of a central source have been obtained, constraining it to be lower than $\sim 10^{31-32} \text{ erg s}^{-1}$ (Maccarone 2004, and references therein). Assuming that the IMBH accretes from the intracluster medium (ICM), that the ICM has a density similar to that measured by Freire (2001) in NGC 104, and that the radiative efficiency is similar to that observed in other black hole systems, Maccarone (2004) concludes that the accretion rate must be far lower than that predicted by the standard Bondi-Hoyle model (Bondi & Hoyle 1944) in order to match the non-detections of central sources. Based on the correlation between X-ray and radio luminosity of accreting stellar-mass black holes (Gallo et al. 2003), this author also argues that the radio emission of the system would be more easily detectable than the X-ray emission. However, no central radio source has been detected in Galactic GCs which, according to Maccarone (2004), imposes strong constraints to the masses of the hypothetical IMBHs. Only Ulvestad et al. (2007) reported the detection of a radio source at about 1 arcsec from the centre of G1 in M31. They concluded that this radio emission is consistent with that expected for a $2 \times 10^4 M_{\odot}$ IMBH accreting at the center of the cluster. Nevertheless, this result has been challenged by recent observations (Miller-Jones et al. 2012).

It is clear that the detection of (or the failure to detect) accretion-powered sources in the centres of GCs is crucial for the investigation of the existence and nature of IMBHs. In this context, the interpretation of both X-ray and radio data have been done in the past using simple models. In particular, Bondi-Hoyle accretion has been used, which assumes a point mass (the IMBH) accreting from a homogeneous, static medium. In a previous work (Pepe et al. 2012) we studied the accretion of dark matter onto IMBHs. We took into account the gravitational pull of the cluster on the accreted matter and found that the accretion rate depends on the cluster mass, unlike the Bondi-Hoyle accretion rate that scales as the square of the IMBH mass. The Bondi-Hoyle accretion rate is retrieved only for ultrarelativistic fluids, which are not influenced by the presence of the cluster. As the ICM is a non-relativistic fluid, we expect that its behaviour departs from that predicted by the standard Bondi-Hoyle theory. Moreover, the ICM of a GC is not a homogeneous, static medium, because it is fed by the

red giant stars and cleansed by the passages of the cluster through the Galactic plane (Roberts 1988). The influence of these effects on the accretion rate should be quantified to make a proper comparison between models and X-ray or radio observations.

In this work we develop a simple numerical model for the accretion flow of the ICM onto an IMBH at the centre of a GC, including the cluster gravitational pull and the ICM sources. We estimate the accretion rate and its dependence on both the IMBH mass, and the GC and ICM properties, and compare them with those predicted by the standard Bondi-Hoyle model. In Sect. 2 we describe the hydrodynamical equations of the flow and discuss its main characteristics, while in Sect. 3 we solve these equations for Milky Way GCs with different masses of the IMBHs and temperatures of the ICM, stressing the differences between our results and those obtained with the Bondi-Hoyle model. Finally, in section 4 we discuss the consequences of our results on the search for IMBHs, and present our conclusions.

2 THE MODEL

2.1 Hydrodynamical equations

In order to understand the accretion process by an IMBH in a GC, we study the dynamics of the ICM in the presence of the cluster plus IMBH gravitational potential. We aim at computing the accretion rate, to compare it with the standard Bondi-Hoyle theory. The ICM is generated by the mass loss of the red giants of the cluster. Assuming that the distribution of these stars follows the stellar mass density of the cluster, and that the average mass loss rate is the same for all red giants, the rate at which matter is injected into the ICM at any position within the cluster is proportional to the local stellar mass density. The cluster plus IMBH gravitational field can be described by the model developed by Miocchi (2007). This model is basically a King (1966) model with the presence of a black hole at the centre of the cluster, which modifies the dynamics of the stars in the inner region. Following Scott & Rose (1975), we assume that the ICM is an ideal gas, and that its flow can be considered steady, spherically symmetric and isothermal. Under these hypotheses, the flow is governed by continuity and Euler's equations. The former is

$$\frac{1}{r^2} \frac{d}{dr} (\rho r^2 u) = \alpha \rho^*, \quad (1)$$

where r is the radial coordinate, u and ρ the velocity and density of the flow, respectively, and ρ^* is the stellar density. The right hand side describes the gas injection by the stars at a fractional rate α . Euler's equation is

$$\rho u \frac{du}{dr} = -\frac{k_B T}{\mu} \frac{d\rho}{dr} - \frac{GM(r)\rho}{r^2} - \alpha u \rho^*, \quad (2)$$

where G is the gravitational constant, k_B is Boltzmann's constant, μ is the mean molecular mass of the ICM, and $M(r)$ the sum of the stellar mass $M^*(r)$ inside radius r and the central IMBH mass M_{BH} . It is assumed here that the material is injected with null velocity in the flow.

These equations can be simplified introducing the variable $\tilde{q} = q/\alpha$, where $q = \rho u r^2$ is the bulk flow, giving

$$\frac{d\tilde{q}}{dr} = \rho^* r^2, \quad (3)$$

$$\frac{du}{dr} = \frac{u}{u^2 - c_s^2} \left(\frac{2c_s^2}{r} - \frac{GM(r)}{r^2} - \frac{(u^2 + c_s^2)r^2 \rho^*}{\tilde{q}} \right), \quad (4)$$

where $c_s = k_B T \mu^{-1}$ is the sound speed. It is important to note that, with this definition, we can solve the equations independently of α . However, α must be known to calculate the density and the accretion rate.

Equation 3 can be integrated, giving

$$\tilde{q} = \int_0^r \rho^* r'^2 dr' + \tilde{q}_0 = \frac{M^*(r)}{4\pi} + \tilde{q}_0, \quad (5)$$

where the integration constant \tilde{q}_0 is proportional to the accretion rate of the black hole.

To perform the integration, we define adimensional variables $\xi = r r_0^{-1}$, $\psi = u \sigma^{-1}$, $\omega = \tilde{q}(\rho_0 r_0^3)^{-1}$, $\Omega^*(\xi) = M^*(r)(4\pi \rho_0 r_0^3)^{-1}$, $\Omega_{\text{BH}} = M_{\text{BH}}(4\pi \rho_0 r_0^3)^{-1}$, and $\Omega(\xi) = \Omega^*(\xi) + \Omega_{\text{BH}}$, where r_0 is the King radius, ρ_0 is the cluster central density, and $\sigma^2 = 4\pi G \rho_0 r_0^2 / 9$ is the velocity dispersion parameter. With these definitions, Eqns. 4 and 5 can be rewritten as

$$\omega = \Omega^*(\xi) + \omega_0, \quad (6)$$

$$\frac{d\psi}{d\xi} = \frac{\psi}{\psi^2 - \psi_s^2} \left(\frac{2\psi_s^2}{\xi} - \frac{d\omega}{d\xi} \frac{(\psi_s^2 + \psi^2)}{\omega} - \frac{9\Omega(\xi)}{\xi^2} \right). \quad (7)$$

These equations describe the flow dynamics in our model. They represent an extension of the Bondi-Hoyle expressions to the case in which the fluid has sources, and a gravitational field other than that of the accretor acts on it. These effects are represented by the second and the third terms in brackets in the right-hand side of Eqn. 7, and the first term in the right-hand side of Eqn. 6. The boundary conditions and integration method for this set of equations are described in the following section.

2.2 Boundary conditions

In order to integrate equation 7, boundary conditions must be set. Far away from the accreting black hole, the velocity of the flow must be positive as there is no matter source outside the cluster. On the other hand, on the black hole surface, matter can only fall inwards as there is no pressure gradient that supports the gravitational pull of the black hole and the cluster. As a direct consequence, there exists a stagnation radius ξ_{st} at which $u = 0$. Evaluating Eqn. 6 at the stagnation radius gives

$$\Omega^*(\xi_{\text{st}}) = -\omega_0, \quad (8)$$

which means that all the matter ejected by the red giants inside ξ_{st} is accreted by the IMBH. This is a direct consequence of the hypothesis of stationarity. Thus, the stagnation radius separates two distinct regimes in space: a regime of accretion

develops in the inner region, and a wind solution exists in the outer one. It is important to highlight that, so far, the stagnation radius cannot be uniquely defined by these equations. For every stagnation radius there exist a solution to the equations. However, they are not all physically acceptable, as the Rankine-Hugoniot conditions for the continuity of the flow at the stagnation radius require that densities at both sides of ξ_{st} must be equal.

As in the Bondi-Hoyle problem (e.g., Frank et al. 2002), it can be seen from Eqn. 7 that there exist singular values ξ_s (called sonic radii) for which either the velocity equals the sound speed in the medium or the acceleration of the flow is null. This is the case when the expression in brackets in Eqn. 7 cancels,

$$2\psi_s^2 \left(\frac{1}{\xi} - \frac{1}{\omega} \frac{d\omega}{d\xi} \right) - \frac{9\Omega(\xi)}{\xi^2} = 0. \quad (9)$$

For the same reasons of the classical analysis of the Bondi-Hoyle problem, only the transonic curves are consistent with the properties of an accretion flow.

Given that ξ_{st} is not known a priori, the problem was solved numerically for a grid of values of ξ_{st} between 0 and the cluster tidal radius. For each one of these values, sonic radii in the inner and outer regions were searched for, using a bisection scheme to find the roots of Eqn. 9. Then, Eqn. 7 was integrated (via a fourth order Runge-Kutta scheme) inwards from the outer sonic point and outwards from the inner one, up to the stagnation radius. The difference between the densities at each side of the stagnation point were calculated for each ξ_{st} , and interpolated to zero to find the true stagnation radius. Once this value was found, we integrated Eqns. 6 and 7 to obtain the true density and velocity profiles.

3 RESULTS

3.1 Individual clusters

We first explore the behaviour of the accretion flow in a given GC. The cluster is represented by the value of the concentration c_{GC} (defined as the ratio of the cluster tidal radius to r_0), and two of the three parameters r_0 , ρ_0 , σ . These parameters, together with the IMBH mass allow us to construct the Miocchi (2007) model for the stellar mass $M(r)$ of the cluster uniquely. The concentration and IMBH mass define the shape of $M(r)$, while the other parameters merely set its physical scale. Note that the same is true for our hydrodynamical model, as the flow can be fully expressed using non-dimensional variables defined in terms of those scaling parameters. Thus, for a given GC there are only two free parameters in our model: the non-dimensional temperature (or sound speed c_s/σ) and IMBH mass Ω_{BH} .

With the above considerations in mind, we took four sample GCs: NGC 7078, Liller 1, NGC 6266 and NGC 5139, which span the concentration range of Milky Way GCs (see Table 1), and for each one we constructed different flow models, performing a scan of the two free parameters. Although NGC 7078 and Liller 1 have almost the same value for the concentration, they differ in the scaling parameters, which allows us to extend the range of the non-dimensional free parameters. The temperature covers the range 5000 – 15000 K,

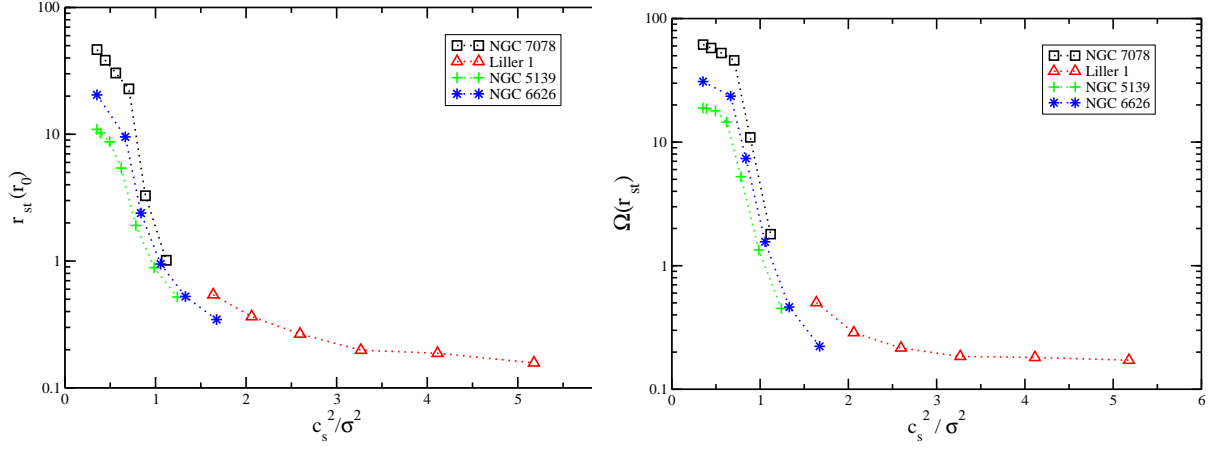


Figure 1. Stagnation radius and accretion rate vs gas temperature for different clusters (squares for NGC 7078, triangles for Liller 1, plus signs for NGC 5139 and stars for NGC 6626). The adimensional black hole mass Ω_{BH} is ~ 0.007 in all cases. A decreasing profile arises

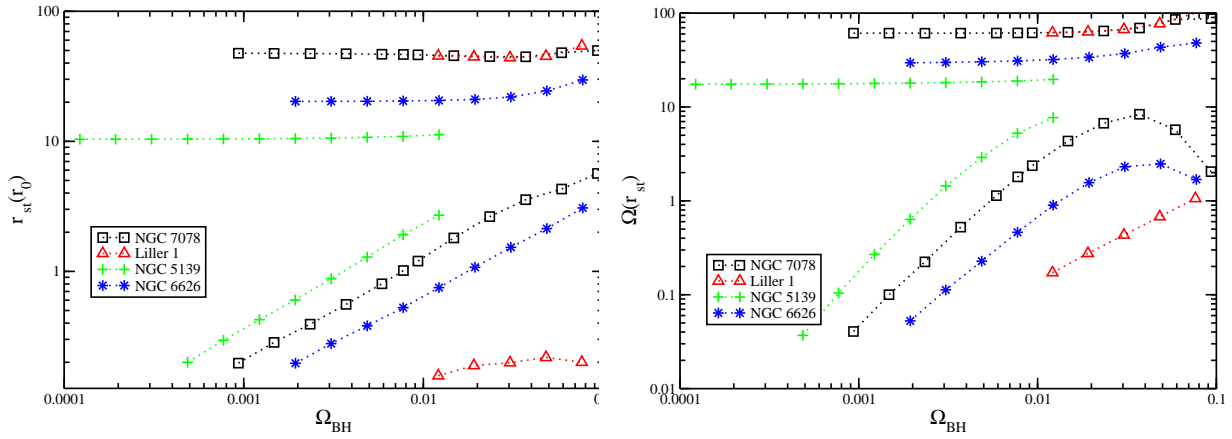


Figure 2. Stagnation radius and accretion rate vs black hole mass for different clusters (squares for NGC 7078, triangles for Liller 1, plus signs for NGC 5139 and stars for NGC 6626). The adimensional temperature c_s^2/σ^2 is ~ 0.34 for all the clusters. The curves are placed in the graph ordered with increasing central cluster potential (from bottom to top). The y-axis was chosen so as to be the same as in Figure 1. It can be seen that the dependence of the accretion rate due with the black hole mass can be neglected comparing to the temperature dependence.

Cluster	σ (km s ⁻¹)	r_0 (pc)	ρ_0 (M_\odot pc ⁻³)	c_{GC}
NGC 7078	10.8	0.42	1.12×10^5	2.29
Liller 1	5.05	0.15	1.90×10^5	2.3
NGC 5139	10.2	3.58	1.41×10^3	1.31
NGC 6626	7.8	0.38	7.24×10^4	1.67

Table 1. Globular cluster parameters taken from Harris (1996). The central density was estimated assuming a mass-luminosity relation $M_\odot \sim L_\odot$.

which is the range expected for the ICM (Scott & Rose 1975; Knapp 1996; Priestley et al. 2011). The IMBH mass ranges from $10^2 M_\odot$ up to $10^4 M_\odot$. Heavier masses would produce a strong effect on the stellar dynamics and structure of the cluster, which is not observed, while for lower masses the assumption of the IMBH at rest at the center of the cluster would not hold.

In Figs. 1 and 2 we show the stagnation radius ξ_{st}

and the (non-dimensional) accretion rate $\Omega(\xi_{st})$ as a function of the free parameters c_s/σ and Ω_{BH} , respectively, with the other parameter kept fixed. It is worth pointing out that the true accretion rate \dot{M} can be recovered via $\dot{M} = \alpha \Omega(\xi_{st}) \rho_0 r_0^3$, with a suitable value for α (see Sect. 4 for a discussion). It can be seen from the left panel of Fig. 1 that the stagnation radius decreases with the ratio c_s/σ . This can be easily understood in terms of the energetics of the gas: for higher temperatures the gas has more energy and can escape from inner regions of the cluster, where the gravitational well is deeper, hence moving the stagnation radius inwards. This results in a lower accretion rate (right panel). It is interesting to note that the stagnation radius curve steepens at $r_{st} \sim r_0$, where $c_s/\sigma \sim 1$. The rapid increase of the stellar mass of the cluster at this radius results then in an abrupt change in the accretion rate. This abrupt change suggests the existence of two accretion regimes: at high temperatures ($c_s/\sigma > 1$), the stagnation radius is located in the central region of the cluster ($r_{st} \lesssim r_0$) resulting in a low accretion rate (LAR), while at low temperatures ($c_s/\sigma < 1$)

the stagnation radius is far from the centre ($r_{\text{st}} \gg r_0$) and the accretion rate is high (HAR). Note that the accretion rate differs by almost three orders of magnitude between the LAR and the HAR. Fig. 1 shows another characteristic differentiating the HAR from the LAR. In the former, the stagnation radius and the accretion rate increase with the cluster concentration c_{GC} .

Fig. 2 shows the dependence of the stagnation radius and accretion rate on the non-dimensional IMBH mass, at fixed non-dimensional temperature. Two temperatures were explored, one resulting in the LAR and the other in the HAR. Both the stagnation radius and the accretion rate are almost independent of Ω_{BH} in the HAR regime. This happens because far from the centre the IMBH has no influence on the stellar distribution, and the stellar mass increases very slowly. On the other hand, in the LAR regime there is a strong dependence on the IMBH mass, because the stagnation radius is inside or near the sphere of influence where the stellar distribution becomes dominated by the IMBH. Note that in this regime, the accretion rate varies also with the cluster concentration, decreasing as the latter increases.

3.2 Milky Way globular clusters

In the previous section, we have shown that in some cases there is a dependence of the accretion rate on the cluster properties. Here we explore this dependence by applying the scheme detailed in Sect. 2 to the Milky Way GCs with well determined parameters (listed in the catalogue of Harris 1996), to construct flow models for different temperatures and IMBH masses. For each model, the accretion rate was computed using the same value of α as in the previous section. In some cases, the models were discarded because the IMBH mass was not much lower than the cluster mass, while in others no stagnation radius was found for the hottest temperatures (the ICM escapes completely as a wind). We searched for correlations between the accretion rate and the properties of the cluster, defined by their scaling parameters and masses. We found no trend for the accretion rate \dot{M} with r_0 or ρ_0 , but a clear correlation with the cluster mass M_{GC} and velocity dispersion parameter σ .

We show in Fig. 3 the dependence between \dot{M} and σ for a conservative value of the IMBH mass, $M_{\text{BH}} = 1000 M_{\odot}$ and three different temperatures $T = 5000, 10000, 12600$ K (left panel), and for a fixed gas temperature ($T = 5000$ K) and different IMBH masses $M_{\text{BH}} = 1000, 4000, 10000 M_{\odot}$ (right panel). The clear trend observed in the left panel is understood in terms of the results of the previous section. For a fixed value of T , an increase in σ implies a decrease in c_s/σ , changing the flow from the LAR upwards to the HAR in the curves defined in Figure 1. This explains why the GCs with higher σ are more likely to be found in a HAR regime. The change in the location of the curve as the temperature increases is also consistent with this interpretation. The dispersion of this correlation is in part due to the different concentrations of the GCs, and in part to the fact that \dot{M} scales as $\rho_0 r_0^3$, which is different for each cluster. The right panel of Fig. 3 shows that the effect of the IMBH mass for a fixed temperature is small.

A trend of increasing accretion rate with the cluster mass can also be seen in Fig. 4 for high accretion rates. This is explained by the fact that these clusters are accret-

ing in the HAR regime, for which the stagnation radius is well outside the cluster core and hence encloses almost the whole cluster stellar mass. As \dot{M} is proportional to the stellar mass inside r_{st} , the correlation with M_{GC} arises. In other words, most of the mass ejected by the stars in the cluster is accreted by the IMBH. As the cluster is more massive, more mass is available to be accreted, which explains the clear trend with M_{GC} in the HAR regime. Note that this trend is independent of the temperature and IMBH mass (as far as the accretion proceeds in the HAR regime), and it is very tight because both \dot{M} and M_{GC} scale with the same combination of parameters of the cluster ($\rho_0 r_0^3$), reducing the dispersion due to the scaling from non-dimensional to physical variables. For clusters in the LAR regime there is no clear trend, as the small stagnation radius decouples the accretion rate from the cluster mass. According to the results of this section, the clusters with large values of σ and high M_{GC} are most likely to be in a HAR regime, and are therefore the best candidates to perform detections of the accretion onto an IMBH.

3.3 Differences with the Bondi-Hoyle model

The model presented in this paper differs from that of Bondi & Hoyle (1944) in some very fundamental aspects. Our model takes into account the gravitational potential of the cluster, which differs from cluster to cluster, and also includes the constant injection of gas into the ICM by the red giants of the cluster, hence the black hole is no longer accreting from a static and infinite medium. These two features of our model produce a very important consequence, which is its main difference with the Bondi-Hoyle result: the accretion rate not only depends on the black hole mass and gas temperature (or sound speed), but also on the cluster properties. Figure 5 shows the comparison between our model (for different clusters; all of them at $T = 10000$ K), the Bondi-Hoyle accretion rate, and the Eddington rate $\dot{M}_{\text{Edd}} = 2L_{\text{Edd}}/c^2$, where c is the speed of light and $L_{\text{Edd}} = 1.26 \times 10^{38} (M_{\text{BH}}/M_{\odot}) \text{ erg s}^{-1}$ is the Eddington luminosity of the IMBH. The Bondi-Hoyle accretion rate was calculated as $\dot{M}_{\text{BH}} = 4\pi G^2 M_{\text{BH}}^2 \rho_a c_s^{-3}$, where ρ_a is the ambient gas density. We used the value $\rho_a = 0.2 \text{ cm}^{-3}$ (Freire 2001), which is the same value used by other authors (e.g., Maccarone 2004) to compute IMBH X-ray luminosities. To make the results of our models comparable to those obtained with the Bondi-Hoyle scenario, for each of our models we have chosen the fractional mass loss rate of the stars α so that the density at the stagnation radius matches ρ_a . This choice is justified because it makes both models to have the same density at the point where the fluid is at rest. The values of α obtained are in the range $10^{-14} - 10^{-11} \text{ yr}^{-1}$, in rough agreement with (but somewhat lower than) the few observational estimations of this parameter (Scott & Rose 1975; Priestley et al. 2011).

It can be seen from Fig. 5 that the accretion rate in the HAR regime (such as that of NGC 7078 in this plot) no longer scales as M_{BH}^2 , and that it is cluster-dependent. However, in the LAR regime the behaviour is similar to that of Bondi-Hoyle models, although the absolute value of \dot{M} is one order of magnitude higher. Another interesting result seen in this figure is that in the HAR regime, IMBHs reach accretion rates as high as the Eddington values (as-

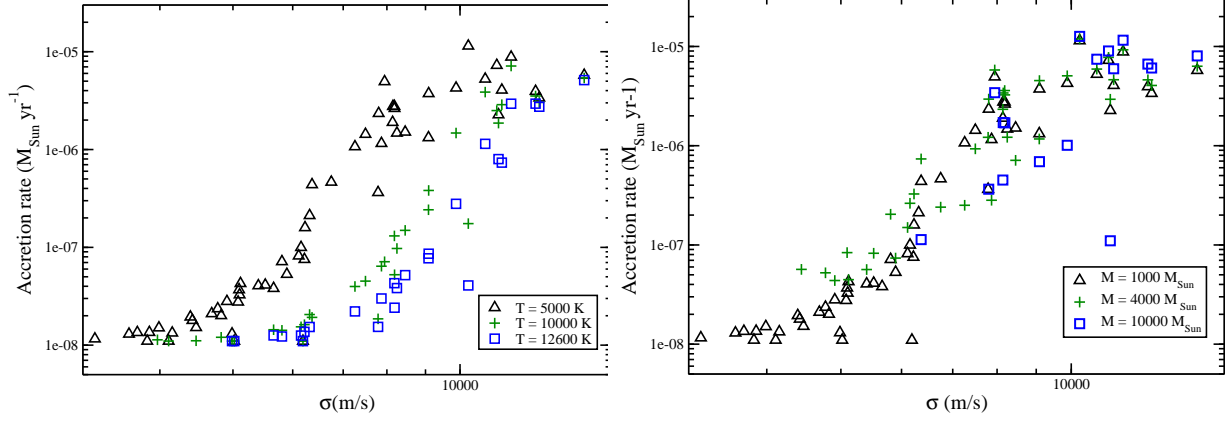


Figure 3. Accretion rate vs globular cluster velocity dispersion (σ) for three different temperatures (left panel): 5000K (triangles), 10000K (plus signs) and 12300 K (squares). Accretion rate vs globular cluster velocity dispersion for three different black hole masses (right panel): $1000M_{\odot}$ (triangles), $4000M_{\odot}$ (plus signs) and $10000M_{\odot}$ (squares). There is a nearly constant constant value of \dot{M} for those cluster

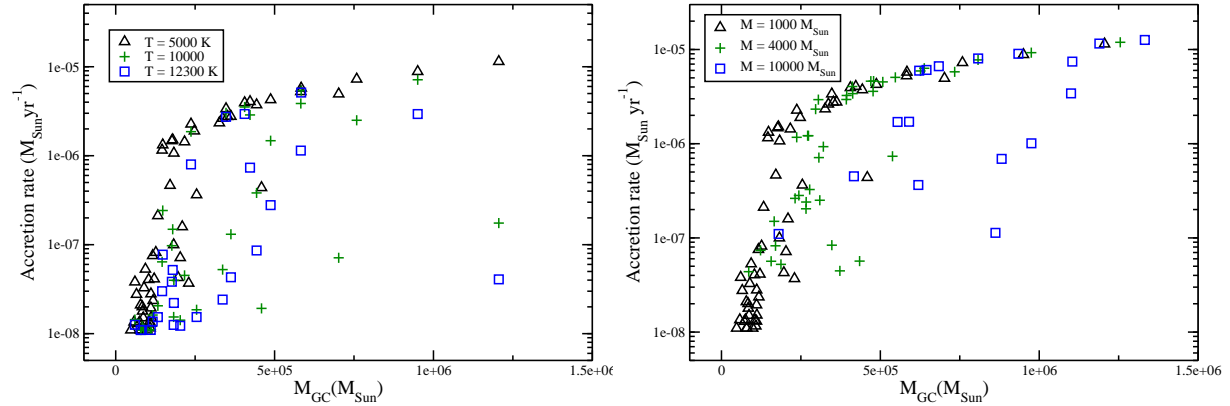


Figure 4. Accretion rate vs globular cluster mass for three different temperatures (left panel): 5000K (triangles), 10000K (plus signs) and 12300 K (squares). Accretion rate vs globular cluster mass for three different black hole masses (right panel): $1000M_{\odot}$ (triangles), $4000M_{\odot}$ (plus signs) and $10000M_{\odot}$ (squares). A soft trend can be obse

suming a 100% efficient conversion of gravitational energy into radiation). This result is due to the development of a cluster-wide flow in the HAR regime, which carries matter from the outer regions onto the IMBH to produce a high accretion rate. It cannot be reproduced by the Bondi-Hoyle model unless a very high density or very low temperature are assumed. This result is important for the explanation of the emission of ULXs, as will be discussed in the next section. It is worth pointing out that these flows with super-Eddington accretion rates do not imply super-Eddington luminosities as the radiation efficiency is usually much lower than 1. Hence, these flows can still proceed without being stopped by radiation pressure.

4 DISCUSSION

In this work, we developed a simple model for the accretion of the ICM of a globular cluster onto an IMBH at its center. Bearing in mind that the detection of ongoing accretion would be a strong piece of evidence for the existence of these elusive black holes, our aim was to refine the predictions of the expected accretion rate, improving on the

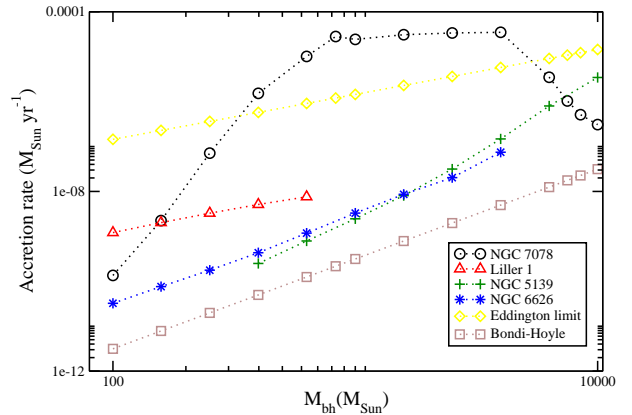


Figure 5. Comparison between our accretion rate and Bondi-Hoyle accretion rate. We also show Eddington accretion rate for a reference.

(usually assumed) classical Bondi-Hoyle accretion. In particular, we explored the consequences of including the effect of the gravitational field of the cluster and the fluid sources

on the flow. Our models aim at assessing the influence of the cluster as a whole on the accretion flow, which was suggested to be important in the case of cosmological fluids such as dark matter by Pepe et al. (2012).

We made several assumptions in our model, namely that the flow is stationary, spherically symmetric, and isothermal. While the first two can be regarded as working hypotheses made to simplify the computations, the latter can be a good approximation for the whole cluster (Scott & Rose 1975). However, it may break down very near the black hole, where the transformation of gravitational into thermal energy is higher and may heat the gas in timescales shorter than the cooling one. Although our model could not describe the dynamics of the flow in these spatial scales, it is still useful to assess the existence of cluster-wide flows, whose dynamics is governed by phenomena occurring at much larger spatial scales, and estimates the order of magnitude of the accretion rate produced by these flows. To analyse the details of the flow very near the black hole, we are currently developing more complex models which include several heating and cooling mechanisms.

Our main results are the following. First, large scale flows can form in globular clusters with IMBHs, due to the influence of the gravitational field of the cluster and the mass loss of the cluster stars. These flows show a stagnation radius at which the velocity is null. Outside this radius, the ICM escapes from the cluster as a wind, as the energy of the flow allows it to overcome the cluster potential well. Inside the stagnation radius the ICM is retained by the potential well, and an accretion flow onto the IMBH develops. As our models are stationary, the accretion rate onto the IMBH is determined by the stagnation radius and the mass-loss rate of the stars.

The accretion rate onto the IMBH in a given cluster depends mainly on the ratio of the sound velocity in the ICM to the stellar velocity dispersion parameter. This is a consequence of the energetics of the flow, and the same effect observed by Pepe et al. (2012) for dark matter. The sound velocity (related to the temperature of the flow) measures the internal energy of the ICM, while the stellar velocity dispersion parameter indicates the strength of the cluster gravitational field. As the ratio of these two magnitudes increases, the ratio of the internal to gravitational energy of the flow increases as well, making easier for the ICM to escape from the cluster. Therefore the stagnation radius decreases, the wind becomes stronger and the accretion flow weaker, diminishing the accretion rate.

The stellar mass distribution of globular clusters has also important effects on the flow. These clusters show a large concentration of their mass within a few core radii of their centres, while the potential well of the cluster extends to far beyond (typically to tidal radii one or two orders of magnitudes larger than the core radius). This translates into a steep increase of the accretion rate when the temperature is low enough for the stagnation radius to reach the core radius, as most of the cluster stellar mass (and hence most of the stellar mass loss) is enclosed within the latter. This steep increase separates two accretion regimes with different properties, one with a high accretion rate at low temperatures (HAR), and the other with a low accretion rate at higher temperatures (LAR).

In the HAR regime, for a fixed temperature the ac-

cretion rate is high, proportional to the cluster mass, and almost independent of the IMBH mass, as far as the IMBH is not massive enough to severely change the whole cluster mass distribution (however, if this were the case, strong signatures of the presence of the black hole should be found in the stellar distribution and dynamics). The dependence of the accretion rate on the cluster mass instead on the IMBH mass is due to the fact that in the HAR regime, the stagnation radius is in the outer region of the GC, and the IMBH accretes a major fraction of the mass lost by the stars, which is proportional to the cluster mass. Note the difference with the classical Bondi-Hoyle model, in which the accretion rate scales as the square of the black hole mass.

The LAR regime is qualitatively different, showing accretion rates several orders of magnitude lower, which depend strongly on the IMBH mass. The accretion rates in the LAR regime are still one order of magnitude greater than the Bondi-Hoyle prediction for similar boundary conditions, and depend on the IMBH mass because the stagnation radius is near or inside the IMBH sphere of influence. This dependence varies from cluster to cluster due to the different stellar-mass profiles of the clusters, but on average it mimics the M_{BH}^2 dependence of the Bondi-Hoyle model.

Another strong assumption of our models is that the IMBH is at rest at the centre of the cluster. This approximation holds because the mass of the IMBH is far greater than the mass of the stars in the cluster. Assuming that the stars in the cluster have a mean mass of $\sim 0.5M_{\odot}$ and a mean velocity of the order of σ , energy equipartition implies that the IMBH would have a velocity of the order of $\sigma/2\sqrt{M_{\text{BH}}/M_{\odot}}$. At these velocities, and taking into account that $c_s/\sigma \sim 1$ in our models, the typical correction to the accretion rate due to the motion of the IMBH with respect to the flow (Hoyle & Lyttleton 1939) would be less than 1%. Hence, neglecting this effect is justified for these models.

The application of our model to the Milky Way globular clusters has shown that the higher accretion rates are predicted for those clusters with the largest values of the velocity dispersion parameter σ . However, the higher the temperature of the gas, the higher the minimum value of σ for GCs accreting at high rates. This result suggests that the signatures of the accretion onto IMBHs must be searched for in globular clusters with high velocity dispersion parameters and low gas temperatures. All the clusters that were observationally proven so far for the existence of IMBHs satisfy the first criterion. The satisfaction of the criterion on gas temperature is difficult to assess, as measurements of the ICM thermodynamical state are still rare (e.g., Freire 2001). As pointed out by Scott & Rose (1975), the temperature of the flow depends mainly on that of the radiation field to which it is exposed, hence a proxy for the former would be the number of UV sources within the cluster, such as blue horizontal-branch stars or blue stragglers. These sources would heat the gas, preventing the accretion flow to develop out to large scales, and hence decreasing the accretion rate. Interestingly, Miocchi (2007) argues that extreme horizontal-branch stars with strong UV fluxes might be the result of the stripping of normal stars passing near the IMBH. If this is indeed the case, the presence of the IMBH would help in heating the flow, decreasing the accretion rate.

From the results of our model we can estimate the X-ray luminosity L_X due to the accretion process onto the IMBH.

However, in our model the luminosity depends linearly on two poorly constrained parameters, the fractional mass loss rate of the stars α and the accretion efficiency of the flow, $\epsilon = L_X/\dot{M}c^2$. If we adopt the standard values, $\epsilon = 0.1$ for accreting stellar-mass black holes and $\alpha = 10^{-11} \text{ yr}^{-1}$, the luminosities produced by the accretion flows of our models would be in the range $10^{37} - 10^{41} \text{ erg s}^{-1}$. These high end of this range is in good agreement with the luminosities of ULXs. Given that there are some ULXs positionally coincident with extragalactic GCs (Angelini et al. 2001), our models suggest that these systems may contain IMBHs accreting in the HAR regime at the centres of GCs, with standard accretion efficiencies.

In the case of NGC 6388 our models predict X-ray luminosities in the range 10^{38-40} , at least 5 orders of magnitude higher than the observed value of $L_{X, \text{NGC6388}} = 2.7 \times 10^{33} \text{ erg s}^{-1}$. However, the prediction can be reconciled with observations if either α or ϵ are lower. Nucita et al. (2008) reaches the same conclusion about the efficiency. On the other hand, the value of α is highly uncertain, relying in theoretical models and with few observational constraints (Scott & Rose 1975; McDonald et al. 2011; Priestley et al. 2011). Given that the low luminosity limits of our predicted range correspond to low IMBH masses, we conclude that such an IMBH accreting in the LAR is a possible explanation for the central engine of the central X-ray source in NGC 6388. The case of G1 is slightly different, as this cluster is so massive that the luminosity in the HAR is $L_X \sim 10^{42} \text{ erg s}^{-1}$, and the development of a LAR requires temperatures of several times 10000 K. As the observed luminosity is only $L_X = 2 \times 10^{36} \text{ erg s}^{-1}$, it is difficult to reconcile it with the predictions, unless the G1 ICM is strongly heated, the accretion efficiency is extremely low, or its stars lose mass at very low rates. The Galactic GCs with undetected central X-ray sources, with measured upper limits of 10^{31-32} for their X-ray luminosities are in the same case.

The models presented in this work explore the consequences of taking into account the gravitational field of the GC and the mass loss by stars in the computation of the accretion rate onto an IMBH in the centre of a GC. Although they are very simple, they allow us to get some insight in the development of cluster-wide flows that may feed these compact objects. Many improvements can be made on the models, such as relaxing the isothermal hypothesis to include the detailed physics of gas heating and cooling, or including the radiation pressure on the flow due to the X-ray emission of the flow itself. At present we are working in these tasks, which require a more complex numerical approach to the problem. We expect that an improved physical model that gives more precise predictions on the accretion rates and luminosities, together with detailed stellar evolution models that predict stellar mass loss rates, deeper X-ray measurements and ICM observations, we would be able to determine the existence or not of these elusive compact objects and put limits on their masses.

REFERENCES

- Angelini L., Loewenstein M., Mushotzky R. F., 2001, *ApJ*, 557, 35
- Bondi H., Hoyle F., 2008, *MNRAS*, 104, 273
- Feng H., Soria R., 2011, *NewAr*, 55, 166
- Frank J., King, A., Raine D., 2002, Cambridge University Press, “Accretion Power in Astrophysics”
- Freire P. C., Kramer M., Lyne A. G., 2001, *ApJ*, 557, 105
- Fryer C., Kalogera V., 2001, *AJ*, 554, 548
- Gallo E., Fender R. P., Pooley, G. G., 2003, *MNRAS*, 344, 60
- Gebhardt K., Rich R. M., Ho L. C., 2002, 578,41
- Hannikainen D. C., Charles P. A., van Zyl L., Kong A. K. H., Homer L., Hakala P., Naylor T., Davies M. B., 2005, 357, 325
- Harris W.E. 1996, *AJ*, 112, 1487
- Ho L.C., Terashima Y., Ulvestead J.S., 2003, *ApJ*, 589, 783
- Hoyle F., Lyttleton R. A., 1939, *Proceedings of the Cambridge Philosophical Society*, 35, 405
- King I. R., 1966, *AJ*, 71, 276
- King A. R., Davies M. B., Ward M. J., Fabbiano G., Elvis M., 2001, *ApJ*, 552, L109
- Kirsten F., Vlemmings W. H. T., 2012, *A & A*, 542, 44
- Knapp G. R., Gunn J. E., Bowers, P. F., Vasquez Poritz Justin F., 1996, *ApJ*, 462, 231
- Kong A. K. H., Heinke C. O., di Stefano R., Cohn H. N., Lugger P. M., Barmby P., Lewin W. H. G., Primini F. A., 2010, 407, 84
- Körding E., Falcke H., Markoff, S., 2002, *A&A*, 382, L13
- Lou Y., Wu Y., 2012, *MNRAS*, 422, 28
- Maccarone T. J., 2004, *MNRAS*, 351, 1049
- Magorrian J., et al., 1998, *AJ*, 115, 285
- McDonald I., Boyer M. L., van Loon J. Th., Zijlstra A. A., *ApJ*, 730, 71
- McLaughlin D. E., Anderson J., Meylan G., Gebhardt K., Pryor C., Minniti, D., Phinney S., 2006, *ApJS*, 166, 249
- Merloni A., Heinz S., Di Matteo T., 2003, *MNRAS*, 345, 1057
- Miller M. C., Hamilton D. P., 2002, *MNRAS*, 330, 232
- Miller-Jones J. C. A. et al., 2012, 755, 6
- Miocchi P., 2007, *MNRAS*, 381, 103
- Noyola E., Gebhardt K., Bergmann M., 2008, *ApJ*, 676, 1008
- Nucita A. A., De Paolis F., Ingrosso G., Carpano S., Guainazzi M., 2008, *A&A*, 478, 763
- Pepe C., Pellizza L. J., Romero G. E., 2012, 420, 3298
- Portegies Zwart S. F., Baumgardt H., Makino J., McMillan S. L., Hut P., 2004, *Nature*, 428, 724
- Priestley W., Ruffert M., Salaris M., *MNRAS*, 411, 1935
- Roberts M. S., *Proceedings of the IAU*, 126, 411
- Servillat M., et al., 2008, 490, 641
- Scott E. H., Rose W. K., 1975, *ApJ*, 197, 147
- Ulvestad James S., Greene Jenny E., Ho Luis C., 2007, *ApJ*, 661, 151
- van den Bosch R., de Zeeuw T., Gebhardt K., Noyola E., van de Ven G., 2006, *ApJ*, 641, 852
- Wrobel J. M., Greene J. E., Ho L. C., 2011, 142, 113