

# Merger Shocks in Abell 3667 and the Cygnus A Cluster

Craig L. Sarazin<sup>1,\*</sup>, Alexis Finoguenov<sup>2,3</sup>, and Daniel R. Wik<sup>4</sup>

<sup>1</sup> Department of Astronomy, University of Virginia, P.O. Box 400325, Charlottesville, VA 22904-4325, U.S.A

<sup>2</sup> Department of Physics, University of Helsinki, Gustaf Hällströmin katu 2a, FI-00014 Helsinki, Finland

<sup>3</sup> Center for Space Science Technology, University of Maryland Baltimore County, 1000 Hilltop Circle, Baltimore, MD 21250, USA

<sup>4</sup> Astrophysics Science Division, NASA/Goddard Space Flight Center, Greenbelt, MD 20771, USA

Received 30 May 2005, accepted 11 Nov 2005

Published online later

**Key words** galaxies: clusters: general – galaxies: clusters: individual (Abell 3667, Cygnus A) – intergalactic medium – shock waves – X-rays: galaxies: clusters

We present new XMM-Newton observations of the northwest (NW) radio relic region in the cluster Abell 3667. We detect a jump in the X-ray surface brightness and X-ray temperature at the sharp outer edge of the radio relic which indicate that this is the location of a merger shock with a Mach number of about 2. Comparing the radio emission to the shock properties implies that approximately 0.2% of the dissipated shock kinetic energy goes into accelerating relativistic electrons. This is an order of magnitude smaller than the efficiency of shock acceleration in many Galactic supernova remnants, which may be due to the lower Mach numbers of cluster merger shocks. The X-ray and radio properties indicate that the magnetic field strength in the radio relic is  $\gtrsim 3 \mu\text{G}$ , which is a very large field at a projected distance of  $\sim 2.2$  Mpc from the center of a cluster. The radio spectrum is relatively flat at the shock, and steepens dramatically with distance behind the shock. This is consistent with radiative losses by the electrons and the post-shock speed determined from the X-ray properties. The Cygnus A radio source is located in a merging cluster of galaxies. This appears to be an early-stage merger. Our recent Suzaku observation confirm the presence of a hot region between the two subclusters which agrees with the predicted shocked region. The high spectral resolution of the CCDs on Suzaku allowed us to measure the radial component of the merger velocity,  $\Delta v_r \approx 2650$  km/s.

© 2006 WILEY-VCH Verlag GmbH & Co. KGaA, Weinheim

## 1 Introduction

Many clusters of galaxies appear to be forming at the present time through massive cluster mergers. Merger shocks driven into the intracluster gas are the primary heating mechanism of the gas in massive clusters. Chandra and XMM-Newton X-ray observations have provided beautiful images and spectra of merger hydrodynamical effects, including cold fronts and merger bow shocks (e.g., Markevitch & Vikhlinin 2007). However, the number of clusters with well-observed merger shocks is limited. Here, we present XMM-Newton and Suzaku observations of merger shocks in Abell 3667 and the cluster hosting the bright radio source Cygnus A.

## 2 XMM-Newton Observations of a Shock at the NW Radio Relic in Abell 3667

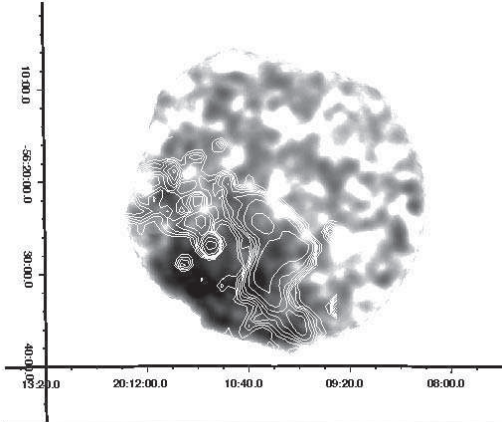
Abell 3667 is an X-ray bright, low redshift ( $z = 0.0552$ ) cluster which is undergoing a violent merger (Markevitch, Sarazin, & Vikhlinin 1999; Vikhlinin, Markevitch, & Murray 2001). The cluster

contains a spectacular pair of curved cluster radio relics (Röttgering et al. 1997) at large distances from the cluster center. The NW radio relic is the brightest diffuse cluster radio source (e.g., cluster relic or halo) in the sky with a flux of 3.7 Jy at 20 cm (Johnston-Hollitt 2004). It is located at a projected distance of  $\sim 2.2$  Mpc from the cluster center. Previous Chandra and XMM-Newton observations of Abell 3667 had concentrated on the central regions of the cluster where there is a dramatic cold front. Thus, in Cycle 7 we obtained a 55 ksec XMM-Newton observation of the NW Relic region (Finoguenov et al. 2010). More recently, in Cycle 9 we were approved for a 311 ksec XMM-Newton Large Project which gave a deeper image of the NW Relic, as well as the cluster around it.

Our XMM-Newton data shows a sharp surface brightness discontinuity at the outer edge of the NW Relic (Fig. 1), implying a jump in the gas density. Spectral observations show a corresponding increase in the gas temperature, indicating that this is a shock. From the X-ray surface brightness on either side of the surface brightness discontinuity, we estimate that the shock compression is  $C \equiv n_{e,2}/n_{e,1} = 1.94 \pm 0.19$ , where the subscripts 1 and 2 refer to pre-shock and post-shock gas. For a  $\gamma = 5/3$  shock, the shock jump conditions give

$$\frac{1}{C} = \frac{3}{4\mathcal{M}^2} + \frac{1}{4}. \quad (1)$$

\* Corresponding author: e-mail: sarazin@virginia.edu



**Fig. 1** XMM-Newton image (pn+MOS) from our Cycle 7 observation of the region around the NW radio relic in A3667 in the 1.6-4 keV energy band (darker = brighter; Finoguenov et al. 2010). The X-ray point sources have been removed, and the image was smoothed with a  $32''$  Gaussian. The white contours show the radio emission from the relic.

This gives a shock Mach number of  $\mathcal{M} = 1.68 \pm 0.16$ . The effects of projection, the finite width of the regions used to determine the surface brightness, the XMM PSF, and the likely curvature of the shock front mean that this is probably an underestimate.

One can also estimate the Mach number from the observed temperature jump at the shock front, which is  $T_2/T_1 = 2.68 \pm 1.19$ . For a  $\gamma = 5/3$  shock, the jump conditions give

$$\frac{T_2}{T_1} = \frac{5\mathcal{M}^4 + 14\mathcal{M}^2 - 3}{16\mathcal{M}^2}, \quad (2)$$

which gives  $\mathcal{M} = 2.43 \pm 0.77$ . Because of the larger errors in the temperature, the uncertainty in this value is large.

If one takes the weighted mean of the Mach number from the shock compression and shock temperature front, one finds  $\mathcal{M} = 1.71 \pm 0.16$ . Using this value, the shock compression is  $C = 1.97 \pm 0.19$ . The pre-shock sound speed is  $c_{s1} = 710 \pm 110 \text{ km s}^{-1}$  which gives a shock speed of  $v_s = \mathcal{M}c_{s1} = 1210 \pm 220 \text{ km s}^{-1}$ .

Could this merger shock be accelerating or re-accelerating the relativistic electrons in the NW radio relic? We start by estimating the energy dissipated in the shock. As a simple estimate of this, we take the change in the kinetic energy flux across the shock. This is given by

$$\Delta F_{\text{KE}} = \frac{1}{2}\rho_1 v_s^3 \left(1 - \frac{1}{C^2}\right), \quad (3)$$

where  $\rho_1$  is the pre-shock mass density in the gas. Using our derived values for the shock properties gives  $\Delta F_{\text{KE}} \approx 9 \times 10^{-5} \text{ erg cm}^{-2} \text{ s}^{-1}$ . The width of the relic from northeast to southwest is roughly  $26/3$  or  $1.63 \text{ Mpc}$ . Taking the area of the shock perpendicular to the flow as a circle with this diameter gives a perpendicular area of  $2.09 \text{ Mpc}^2$ . With this size, the total rate of conversion of shock kinetic energy is

$$\frac{dE_{\text{KE}}}{dt} \approx 1.8 \times 10^{45} \text{ erg s}^{-1}. \quad (4)$$

We now compare the rate of shock energy dissipation to the energy required to power the NW Relic. Given the steep radio spectrum of the relic, it appears that the relativistic electrons are losing energy due to radiation. Thus, in steady-state the power needed to accelerate the electrons is equal to the total luminosity of the relic. Integrating up the observed radio spectrum and then adding in inverse Compton (IC) losses (see Finoguenov et al. 2010) gives a total nonthermal luminosity of  $L_{\text{NT}} \approx 3.8 \times 10^{42} [(3.6 \mu\text{G}/B)^2 + 1] \text{ erg s}^{-1}$ , where  $B$  is the magnetic field. If this energy is provided by the shock acceleration of electrons, then the efficiency is

$$\epsilon \equiv \frac{\frac{dE_e}{dt}}{\frac{dE_{\text{KE}}}{dt}} \approx \frac{L_{\text{NT}}}{\frac{dE_{\text{KE}}}{dt}} \approx 0.0021 \left[ \left( \frac{3.6 \mu\text{G}}{B} \right)^2 + 1 \right]. \quad (5)$$

In Finoguenov et al. (2010), we show that the magnetic field in the relic is at least  $B \gtrsim 3 \mu\text{G}$ , so that the correction factor in equation (5) is between one and 2.5. Note that this acceleration efficiency is about one order of magnitude smaller than the values of a few percent usually inferred from the radio emission by Galactic supernova remnants. This might be due to the relatively low Mach number of this shock compared to those in supernova remnants.



**Fig. 2** Effect of three-dimensional shape of merger shock on the variation of the radio surface brightness and spectrum with projected post-shock distance. Since our line of sight intersects the front and back shock surfaces even at a large projected post-shock distance, the surface brightness doesn't drop or spectrum steepen as much as expected for a two-dimensional shock model with radiative losses.

The NW Relic has a very sharp outer edge, fades away to the southwest rather than ending abruptly, and the radio spectrum steepens with projected distance from the outer edge of the relic (Johnston-Hollitt 2004; Röttgering et al. 1997). These are all expected for shock acceleration. The change in the spectrum would be primarily due to the radiative losses as the electrons are advected away from the shock. If the radio spectrum steepens at a frequency  $\nu_b$ , the radiative age for electrons which produce the break is (van der Laan & Perola 1969)

$$t_{\text{rad}} \approx 1.3 \times 10^8 \left( \frac{\nu_b}{1.4 \text{ GHz}} \right)^{-1/2} \left( \frac{B}{3 \mu\text{G}} \right)^{-3/2} \times \left[ \left( \frac{3.6 \mu\text{G}}{B} \right)^2 + 1 \right]^{-1} \text{ yr}. \quad (6)$$

The speed of the post-shock material relative to the shock is  $v_2 = v_s/C \approx 610 \text{ km s}^{-1}$ . At the redshift of the cluster, the

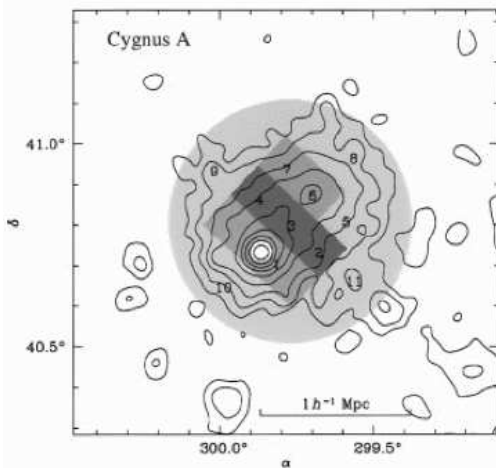
electrons will have moved a projected distance of

$$\theta_{\text{rad}} \approx 1.3 \left( \frac{\nu_b}{1.4 \text{ GHz}} \right)^{-1/2} \left( \frac{B}{3 \mu\text{G}} \right)^{-3/2} \times \left[ \left( \frac{3.6 \mu\text{G}}{B} \right)^2 + 1 \right]^{-1} \cos \phi \quad (7)$$

where  $\phi$  is the angle between the central shock normal and the plane of the sky. This is roughly consistent with the observed thickness of the layer at the front outer edge of the radio relic where the spectrum between 20 and 13 cm is observed to steepen dramatically (Röttgering et al. 1997).

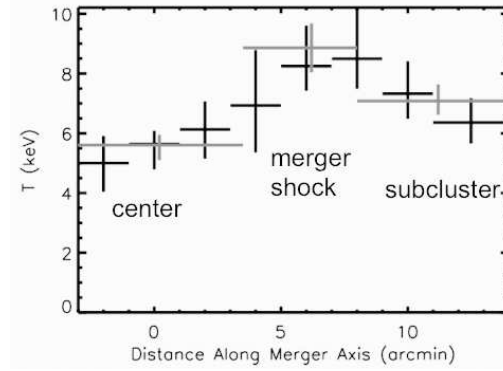
On the other hand, the radio spectrum only steepens by  $\sim 1$ , and the relic remains visible for a total width of  $\sim 8'$  at 1.4 GHz. This is expected since the shock is a curved three-dimensional structure, and far from the NW edge of the relic, we are still seeing radio emission from relativistic electrons which have just been accelerated and which are located at the front or back edge of the convex shock region (Fig. 2).

First order Fermi acceleration gives relativistic electrons with a power-law spectrum  $n(E) dE \propto E^{-p} dE$ , where the power-law index is  $p = (C + 2)/(C - 1)$ ,  $C$  is the shock compression, and the corresponding radio spectral index near the shock should be  $\alpha = -(p - 1)/2$ . This would give  $\alpha \approx -1.55$  at the shock. The observed radio spectrum is flatter ( $\alpha \approx -0.7$ ) near the outer edge of the relic (Johnston-Hollitt 2004; Röttgering et al. 1997). This might indicate that we have underestimated the shock compression, or that the simplest shock acceleration model for the relic does not apply.



**Fig. 3** Grey-scale is the ASCA X-ray temperature map of the Cygnus A cluster (darker = hotter). The contours are the ROSAT image. Note the bimodal structure of this merging cluster, and the hot shock regions between the two subclusters. Adapted from Markevitch, Sarazin, & Vikhlinin (1999).

The limits on the hard X-ray IC emission from the relic from our XMM-Newton and Suzaku observations



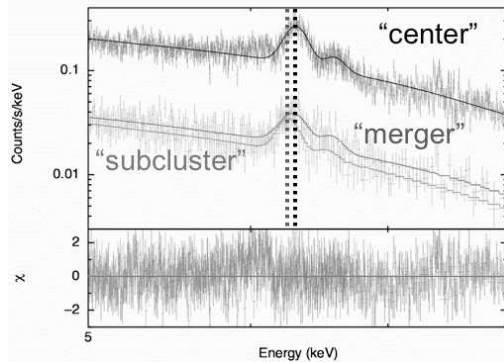
**Fig. 4** Suzaku temperatures in the Center, Subcluster, and Merger Shock regions of the Cygnus A cluster as a function of distance along the merger axis. Note that the shock region is hot.

(Finoguenov et al. 2010; Nakazawa et al. 2009) imply that the magnetic field within the relic is  $B \geq 3 \mu\text{G}$ . This limit is just consistent with Faraday rotation measure estimates from the observation of background radio galaxies in the zone close to the relic (Johnston-Hollitt 2004). This is a remarkably strong magnetic field at a projected radius of  $\sim 2.2$  Mpc from the center of a cluster. It implies that the nonthermal contribution to the pressure in the relic is  $\gtrsim 20\%$  of the thermal pressure. On the other hand, this is the brightest radio relic or halo in the sky, so this value is unlikely to be typical for the virial regions of clusters.

### 3 Suzaku Measurement of the Merger Shock Velocity in the Cygnus A Cluster

Cygnus A is one of the most luminous radio galaxies in the nearby universe. Originally, it was thought to lie in a relatively isolated giant elliptical galaxy. However, X-ray observations with the Einstein Observatory established that Cygnus A is actually located in a moderately rich cluster (Arnaud et al. 1984), and that the radio source and host galaxy are at the center of a cool core. Because of its relatively low Galactic latitude, the extensive galaxy population of the cluster was only discovered more recently (Ledlow, Owen, & Miller 2005).

ASCA and Chandra X-ray images and spectra have shown that the Cygnus A cluster is undergoing a merger with a particularly simple geometry (Markevitch et al. 1999; Smith et al. 2002). The cluster consists of two subclusters, one centered on the Cygnus A radio galaxy, the other centered on an enhancement in the X-ray brightness to the northwest of the radio galaxy (Fig. 3). If one excludes the flux from the cooling core, the two subclusters appear to be similar in their X-ray properties. The ASCA temperature map (Markevitch et al. 1999) and Chandra image (Smith et al. 2002) show a region of increased temperature and entropy located between the two subcluster centers and oriented perpendicular to the elongation of the cluster



**Fig. 5** Suzaku spectra of the Cygnus A cluster near the Fe-K line. There is a clear shift downward in the line energy in going from the Center to Merger Shock to Subcluster regions.

(Fig. 3), which is likely to be a merger shock. This suggests that this is a fairly symmetric, straight-on merger at an early stage where the merger shocks have not yet passed the subcluster centers. The measured radial velocity distribution of the galaxies shows a strongly bimodal distribution, with  $1600 \lesssim \Delta v_r \lesssim 2600$  km/s (Ledlow et al. 2005).

In Cycle 3, we obtained a Suzaku observation of 44 ksec of the Cygnus A cluster. The pointing was selected to include both subclusters and the merger shock region. The primary goals were to use the excellent CCD spectral resolution of Suzaku to directly measure the merger and shock velocities using the Doppler shifts of X-ray lines, and to confirm the temperature structure of the shock region. We have analyzed the Suzaku data along with an existing XMM-Newton observation from the archive. For details of the analysis and results, see Wik & Sarazin (2012).

The Suzaku spectra were accumulated in three main regions: the “center” region included the subcluster containing the radio source, but excluding the region immediate surrounding the radio source and cool core; the “subcluster” region containing the second merging subcluster to the northwest; and the “merger shock” region containing the likely merger shock, based on the ASCA and Chandra X-ray images. Each of these regions was subdivided in 3 regions. The results are summarized in Figures 4, 5, & 6.

The spectra confirm that the shock region is hotter than either subcluster, as expected if it is shocked gas between the two subclusters (Fig. 4). The temperature of the Center region is probably underestimated as a result of the difficulty in exciting the cool core due to the large Suzaku PSF.

The spectra in the Fe K line region (Figs. 5 & 6) show that the redshift of the X-ray gas increases very substantially in going from the Center to the Merger Shock to the Subcluster region. The sense of the difference implies that the Subcluster is falling in toward the Center from the foreground. The radial component of the merger velocity (the difference between the two subclusters) is  $\Delta v_r = (2650 \pm 900)$  km/s (90%), which is consistent with the bi-

modal galaxy velocity difference. Applying the Rankine-Hugoniot shock jump conditions to the de-projected temperature increase in the Merger Shock region, we estimate a merger velocity of 2400–3000 km/s. Combining with our  $\Delta v_r$  yields an angle  $< 54^\circ$  between our line-of-sight and the merger axis. On the other hand, the bimodal X-ray distribution implies that this angle is not small (perhaps  $\sim 45^\circ$ ).

## 4 Conclusions

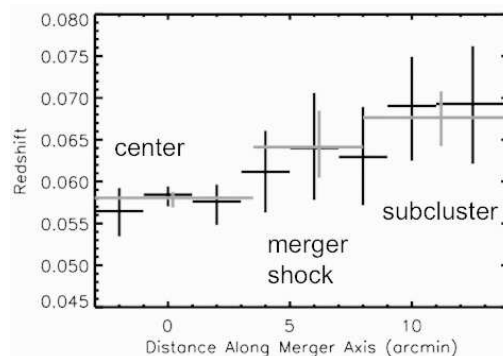
We have presented XMM-Newton observations of a merger shock in Abell 3667. Most of the properties of this shock and the NW radio relic are consistent with the relic being due to particle (re)acceleration by the shock. The observations imply a very strong magnetic field ( $B \geq 3 \mu\text{G}$ ) at a large projected radius ( $\sim 2.2$  Mpc, approximately the virial radius) from the center of the cluster.

In the Cygnus A cluster, we have made one of the first direct detections of a merger velocity using the Doppler shifts of X-ray lines from the intracluster gas. The observed radial component of the merger velocity is quite large,  $\Delta v \approx 2650$  km/s.

*Acknowledgements.* CLS thanks the Institute for Astro- and Particle Physics at the University of Innsbruck and the Erasmus Mundus Program of the European Commission for their hospitality and support. This work was primarily funded by NASA ADAP Grant NNX11AD15G and NASA Suzaku Grant NNX09AH25G, but also by Chandra Grant GO1-12169X.

## References

- Arnaud, K.A., Fabian, A.C., Eales, S.A., Jones, C., Forman, W.: 1984, MNRAS 211, 981
- Finoguenov, A., Sarazin, C.L., Nakazawa, K., Wik, D.R., Clarke, T.E.: 2010, ApJ 715, 1143
- Johnston-Hollitt, M.: 2004, in The Riddle of Cooling Flows in Galaxies and Clusters of Galaxies, ed. T. Reiprich, J. Kempner, & N. Soker, 51
- Ledlow, M.J., Owen, F.N., Miller, N.A.: 2005, AJ 130, 47



**Fig. 6** Suzaku redshifts in the Cygnus A cluster. Note the increase in redshift with distance along the merger axis in going from the Center to Merger Shock to Subcluster regions.

- Markevitch, M., Sarazin, C.L., Vikhlinin, A.: 1999, ApJ 521, 526  
Markevitch, M., Vikhlinin, A.: 2007, Phys. Rep. 443, 1  
Nakazawa, K., Sarazin, C. L., Kawaharada, M., et al.: 2009,  
PASJ 61, 339  
Röttgering, H.J.A., Wieringa, M.H., Hunstead, R.W., Ekers, R.D.:  
1997, MNRAS 290, 577  
Smith, D.A., Wilson, A.S., Arnaud, K.A., Terashima, Y., Young,  
A.J.: 2002, ApJ 565, 195  
van der Laan, H., Perola, G.C.: 1969, A&A 3, 468  
Vikhlinin, A., Markevitch, M., Murray, S.S.: 2001, ApJ 551, 160  
Wik, D.R., Sarazin, C.L.: 2012, ApJ submitted