

On the scatter in the relation between stellar mass and halo mass: random or halo formation time dependent?

Lan Wang^{1*}, Gabriella De Lucia², Simone M. Weinmann³

¹*Partner Group of the Max Planck Institute for Astrophysics, National Astronomical Observatories, Chinese Academy of Sciences, 20A Datun Road, Chaoyang District, Beijing, China*

²*INAF - Astronomical Observatory of Trieste, via G.B. Tiepolo 11, I-34143 Trieste, Italy*

³*Leiden Observatory, Leiden University, P.O. Box 9513, 2300 RA Leiden, The Netherlands*

Accepted 2012 ???? ?. Received 2012 ???? ?; in original form 2012 ???? ?

ABSTRACT

The empirical HOD model of Wang et al. 2006 fits, by construction, both the stellar mass function and correlation function of galaxies in the local Universe. In contrast, the semi-analytical models of De Lucia & Blaizot 2007 (DLB07) and Guo et al. 2011 (Guo11), built on the same dark matter halo merger trees than the empirical model, still have difficulties in reproducing these observational data simultaneously. We compare the relations between the stellar mass of galaxies and their host halo mass in the three models, and find that they are different. When the relations are rescaled to have the same median values and the same scatter as in Wang et al., the rescaled DLB07 model can fit both the measured galaxy stellar mass function and the correlation function measured in different galaxy stellar mass bins. In contrast, the rescaled Guo11 model still over-predicts the clustering of low-mass galaxies. This indicates that the detail of how galaxies populate the scatter in the stellar mass – halo mass relation does play an important role in determining the correlation functions of galaxies. While the stellar mass of galaxies in the Wang et al. model depends only on halo mass and is randomly distributed within the scatter, galaxy stellar mass depends also on the halo formation time in semi-analytical models. At fixed value of infall mass, galaxies that lie above the median stellar mass – halo mass relation reside in haloes that formed earlier, while galaxies that lie below the median relation reside in haloes that formed later. This effect is much stronger in Guo11 than in DLB07, which explains the over-clustering of low mass galaxies in Guo11. Assembly bias in Guo11 model might be overly strong. Nevertheless, in case that a significant assembly bias indeed exists in the real Universe, one needs to use caution when applying current HOD and abundance matching models that employ the assumption of random scatter in the relation between stellar and halo mass.

Key words: galaxies:haloes – galaxies: formation – cosmology: large-scale structure of Universe

1 INTRODUCTION

In the currently favoured scenario for structure formation, galaxies are believed to form by gas condensation within the potential wells of dark matter haloes that form and evolve in a hierarchical bottom-up fashion: small haloes form first and later merge to form more massive systems. Different methods have been developed to link the physical properties of galaxies (such as their stellar mass and/or luminosity) to the properties of their host haloes. These methods include measurements of halo masses of central galaxies through e.g.

galaxy-galaxy weak lensing (Mandelbaum et al. 2006) and satellite kinematics (More et al. 2009a,b, 2011), and other methods that take advantage of results from numerical simulations. Among these, the traditional Halo Occupation Distribution (HOD) models have the following ingredients: (i) the probability distribution relating the mass of a dark matter halo to the number of galaxies that form within that halo, and (ii) the spatial distribution of galaxies within their parent halo (Benson et al. 2000; Peacock & Smith 2000; Seljak 2000; Berlind & Weinberg 2002; Berlind et al. 2003).

The most recent renditions of this approach take advantage of high resolution cosmological simulations to link the physical properties of galaxies to the dynamical prop-

* Email: wanglan@bao.ac.cn

erties of dark matter substructures. As subhaloes fall into a larger structure, they are subject to stripping and tidal disruption that efficiently reduce their mass. Therefore, it is natural to assume that the mass/luminosity of galaxies that reside within these substructures is correlated with the subhalo mass at the time of ‘infall’ (M_{infall}), i.e. at the time when the galaxy is, for the last time, a central galaxy of its own halo (Vale & Ostriker 2006; Conroy et al. 2006; Wang et al. 2006). The most commonly used observations to constrain the connection between galaxy properties and dark matter haloes are the galaxy stellar mass/luminosity function, and the galaxy correlation function (Yang et al. 2003; Zehavi et al. 2005). The “abundance matching” methods use only the galaxy stellar mass function (SMF) as a constraint, and derive the $M_{\text{star}} - M_{\text{infall}}$ relation assuming a monotonic relationship between galaxy mass and halo mass (Moster et al. 2010; Guo et al. 2010).

For the $M_{\text{star}} - M_{\text{infall}}$ relation, some models assume no scatter in the relation (Guo et al. 2010), while other models account for a random scatter around the median relation (Wang et al. 2006; Moster et al. 2010). In fact, one would naturally expect that, as detected and constrained in different studies (Mandelbaum et al. 2006; More et al. 2011; Skibba et al. 2011), some scatter exists around the median relation, due to the scatter in the formation and growth histories of dark matter haloes (Zhao et al. 2003; Li et al. 2007; Zhao et al. 2009), stochastic processes at play in galaxy formation and evolution (Valle et al. 2005; Kauffmann et al. 2006), and environmental physical processes (Goto 2003; Tanvuaia et al. 2003; Jaffé et al. 2011). Therefore, one could expect the scatter to be related to the physical properties of the parent dark matter haloes. When modelling the scatter in the $M_{\text{star}} - M_{\text{infall}}$ relation, however, all authors have so far assumed a Gaussian distribution in logarithmic stellar mass (Wang et al. 2006; Moster et al. 2010): for a given halo mass, galaxy stellar masses are equally and randomly assigned within the scatter, independently of other halo properties.

While the HOD approach assumes that the galaxy content of a halo depends only on its mass, recent studies have demonstrated that the clustering of dark matter haloes depends on their formation time (usually defined as the time when half of the final mass of the halo is first assembled in a single object). This ‘assembly bias’ was first pointed out by Gao et al. (2005) who used a large high-resolution simulation of the concordance Λ cold dark matter cosmogony to demonstrate that haloes less massive than about $10^{13} h^{-1} M_{\odot}$ that assembled at high redshift are significantly more clustered than those of the same mass that assembled more recently. Subsequent studies by Zhu et al. (2006) and Croton et al. (2007) studied the dependence of galaxy properties on halo formation time using different galaxy formation models. In particular, they found a dependence on halo formation time of galaxy clustering, galaxy occupation number, and luminosity and stellar mass of central galaxies. In addition, the stellar mass of satellite galaxies also appears to depend on the FOF group mass at $z=0$ (Neistein et al. 2011b).

An alternative method to study galaxy formation and evolution is provided by semi-analytic models (SAMs) (White & Frenk 1991). Unlike HODs that provide an empirical/statistical relation between galaxy properties and host

halo mass, SAMs attempt to describe the physical processes at play using observationally and/or theoretically motivated prescriptions coupled to dark matter merger trees that can be constructed analytically or extracted from large cosmological N-body simulations. Given our poor understanding of the physical processes involved, and the existence of a complex interrelation between them, none of the SAMs that have been published matches all the statistical properties observed (Neistein & Weinmann 2010; Wang et al. 2012). In this work, in particular, we will take advantage of two different models, with different problems. The SAM of De Lucia & Blaizot (2007, DLB07) over-predicts the abundance of galaxies with low and high stellar masses but reproduces the two-point galaxy correlation functions in different stellar mass bins (CFs) measured in the local Universe. The SAM of Guo et al. (2011, Guo11) matches the observed galaxy stellar mass function in the local Universe except for the most massive end, but over-predicts the CFs for galaxies less massive than $10^{10.77} M_{\odot}$. The two SAMs of DLB07 and Guo11 that we use in this work are both based on the halo merger trees from the Millennium Simulation (Springel et al. 2005).

We will also use the empirical HOD model of Wang et al. (2006, hereafter Wang06), which is also based on the Millennium Simulation. In this model, galaxy positions and velocities are assigned by following the orbits and merger histories of substructures in the simulation, as is done in the SAMs. Following the empirical HOD approach, rather than using detailed physical recipes to calculate the evolution of galaxy properties, galaxy stellar mass is linked directly with the galaxy parent dark matter halo mass at the time of infall, assuming a double power-law function. The parameters describing the $M_{\text{star}} - M_{\text{infall}}$ relation are constrained by fitting both the SMF and the CFs from SDSS measurements. Therefore, by construction, Wang06 can fit both the observed SMF and the measured CFs.

In this paper, we start by studying the $M_{\text{star}} - M_{\text{infall}}$ relation in the two SAMs of DLB07 and Guo11, and compare the relation with that of Wang06. We then construct two ‘rescaled SAMs’ based on DLB07 and Guo11, by simply rescaling the stellar masses in SAMs so that the median and the amount of scatter of the $M_{\text{star}} - M_{\text{infall}}$ relation are the same as in Wang06, while retaining the relative deviations of the model galaxies from the median relation. In this way, the rescaled SAMs and Wang06 differ only on how galaxies populate the scatter of the $M_{\text{star}} - M_{\text{infall}}$ relation. We demonstrate that this detail affects significantly the clustering properties of galaxies.

This paper is organized as follows: in Sec. 2, we briefly introduce the models analysed in this work. In Sec. 3.1, we compare the SMF and CFs from Wang06 with predictions from the two SAMs, and analyse the $M_{\text{star}} - M_{\text{infall}}$ relations of these three models. In Sec. 3.2, we discuss the rescaled SAMs and their predictions. In Sec. 4, we analyse the dependence on the halo formation time of the scatter in the $M_{\text{star}} - M_{\text{infall}}$ relation. A discussion of our findings and our conclusions are given in Sec. 5.

2 THE MODELS

2.1 The Wang06 model

As explained above, the empirical HOD model of Wang et al. (2006) matches, by construction, both the galaxy SMF and the CFs measured in the local Universe. This model assumes a double power law relation between the galaxy stellar mass (M_{star}) and the halo mass at the time of infall (M_{infall}):

$$M_{\text{star}} = \frac{2}{\left(\frac{M_{\text{infall}}}{M_0}\right)^{-\alpha} + \left(\frac{M_{\text{infall}}}{M_0}\right)^{-\beta}} \times k,$$

There are five free parameters describing the relation. Besides M_0 , α , β and k shown above, at any given value of M_{infall} , the scatter in $\log(M_{\text{star}})$ is described assuming a Gaussian distribution with standard deviation σ . For this work, we have recomputed the best fit parameters matching the latest SDSS DR7 data for the SMF and CFs (the Wang06 model was based on DR2 data). In particular, we require our model to match 29 points in SMF, with $\log(M_{\text{star}}/h^{-2}M_{\odot})$ in the range [9.,11.9], and 119 points in CFs measured for five stellar mass bins¹. To account for the systematic errors in the stellar mass estimates (Li & White 2009), relative errors are set to be no smaller than the relative error value at $\log(M_{\text{star}}/h^{-2}M_{\odot})=11.35$. The best-fit parameters are: $M_0 = 3.43 \times 10^{11} h^{-1} M_{\odot}$, $\alpha = 0.34$, $\beta = 2.56$, $\log k = 10.23$ and $\sigma = 0.169$ for central galaxies; $M_0 = 5.23 \times 10^{11} h^{-1} M_{\odot}$, $\alpha = 0.298$, $\beta = 1.99$, $\log k = 10.30$ and $\sigma = 0.192$ for satellite galaxies.

2.2 The DLB07 and Guo11 model

For details of the two SAMs analysed in this paper, we refer to the original papers of De Lucia & Blaizot (2007) and Guo et al. (2011). The basic ingredients of the two models are quite similar. The Guo11 model differs from the DLB07 model in that it features a different treatment of satellite evolution and for a more efficient supernova feedback. As mentioned above, the DLB07 and Guo11 models use the same halo merger trees as in Wang06. In particular, the dynamical properties of galaxies and galaxy positions are identical in DLB07 and Wang06. In Guo11, the treatment of satellite galaxies, in particular regarding dynamical fraction and disruption, is slightly different, which results in slight differences in the total number and positions of satellite galaxies (see below).

All model results shown below are based on dark matter halo merger trees extracted from the Millennium Simulation (Springel et al. 2005) that adopts a WMAP1 cosmology. The resolution of the simulation corresponds to a subhalo mass limit of $\sim 10^{11} h^{-1} M_{\odot}$. As shown in Guo et al. (2011), comparing SAM predictions based on the Millennium Simulation to those based on the higher resolution Millennium-II Simulation (Boylan-Kolchin et al. 2009), model results converge at stellar masses of about $6 \times 10^9 M_{\odot}$.

¹ 27 points for bins of $\log(M_{\text{star}}/M_{\odot}) < 11.27$ with r_p in the range [0.02, 9] $h^{-1} Mpc$, and 11 points for the [11.27, 11.77] bin with r_p in the range [0.8, 9] $h^{-1} Mpc$

3 THE RELATION BETWEEN GALAXY STELLAR MASS AND HALO MASS

3.1 Original models

As mentioned in Sec. 1, the Wang06 model reproduces both the SMF and CFs, while DLB07 and Guo11 do not fit both observations, although all the models are built on almost exactly the same dark matter halo merger trees. Therefore the different predictions for the SMF and CFs in three models considered must be due to a different relation between M_{star} and M_{infall} . As a first step, in Fig. 1, we show the SMF and CFs in the three original models, and compare them with the SDSS DR7 results (Li et al. 2006; Li & White 2009; Guo et al. 2010, 2011).

Note that the DLB07 model was mainly constrained by the observed K-band luminosity function, and was not tuned to reproduce the measured CFs. Fig. 1 shows that the DLB07 model actually reproduces the measured CFs in all stellar mass bins, but over-predicts the low and high mass end of the SMF. The Guo11 model, on the other hand, was tuned to reproduce the observed SMF, and therefore matches very well these observations, down to the lowest galaxy stellar masses measured. However, it over-predicts the number density of the most massive galaxies, and the CFs of galaxies less massive than $\sim 10^{10.5} h^{-2} M_{\odot}$.

We show the relation between M_{star} and M_{infall} in the left panel of Fig. 2, for central (solid lines) and satellite (dashed lines) galaxies. The two upper right panels show the ratio of the median stellar mass from the two SAMs and Wang06 model as a function of halo mass. Clearly, there are differences in the relation between M_{star} and M_{infall} in the three models: (i) At fixed halo mass, satellite galaxies are less massive than centrals in the Wang06 model, while satellites are equally massive as centrals in the DLB07 model and more massive than centrals at $M_{\text{infall}} < 10^{12} h^{-1} M_{\odot}$ in the Guo11 model. (ii) At low halo masses, both centrals and satellites in the DLB07 model are significantly more massive than in the Wang06 model, which results in an excess of low-mass galaxies with respect to the observed SMF. In the Guo11 model, at low halo masses, with a similar mass of centrals as in the Wang06 model, the low-mass end of the observed SMF is reproduced. (iii) At large halo masses, both SAMs predict more massive centrals and satellites than in the Wang06 model, and translates into an excess of massive galaxies with respect to the observed SMF.

In the bottom right panel of Fig. 2, we show the ratio of the scatter in the $M_{\text{star}} - M_{\text{infall}}$ relation in the two SAMs considered to that in HOD model. In the Wang06 HOD model, the scatter around the median $M_{\text{star}} - M_{\text{infall}}$ relation is assumed to be independent of halo mass. In the SAMs, both DLB07 and Guo11 predict larger scatter than Wang06, by up to ~ 40 per cent.

Different $M_{\text{star}} - M_{\text{infall}}$ relations also result in different satellite fractions, as shown in Fig. 3. Both the DLB07 and Guo11 models have a higher satellite fraction than the HOD model, and the Guo11 model has a higher fraction of satellites than DLB07 in the mass range $\log(M_{\text{star}}/M_{\odot}) \sim [9.5, 10.8]$. The differences in the satellite fractions can be again explained by the respective $M_{\text{star}} - M_{\text{infall}}$ relations of central and satellite galaxies. In DLB07, satellites are more massive than in the HOD for any value of M_{infall} , which results in relatively more high-mass satellites. In the

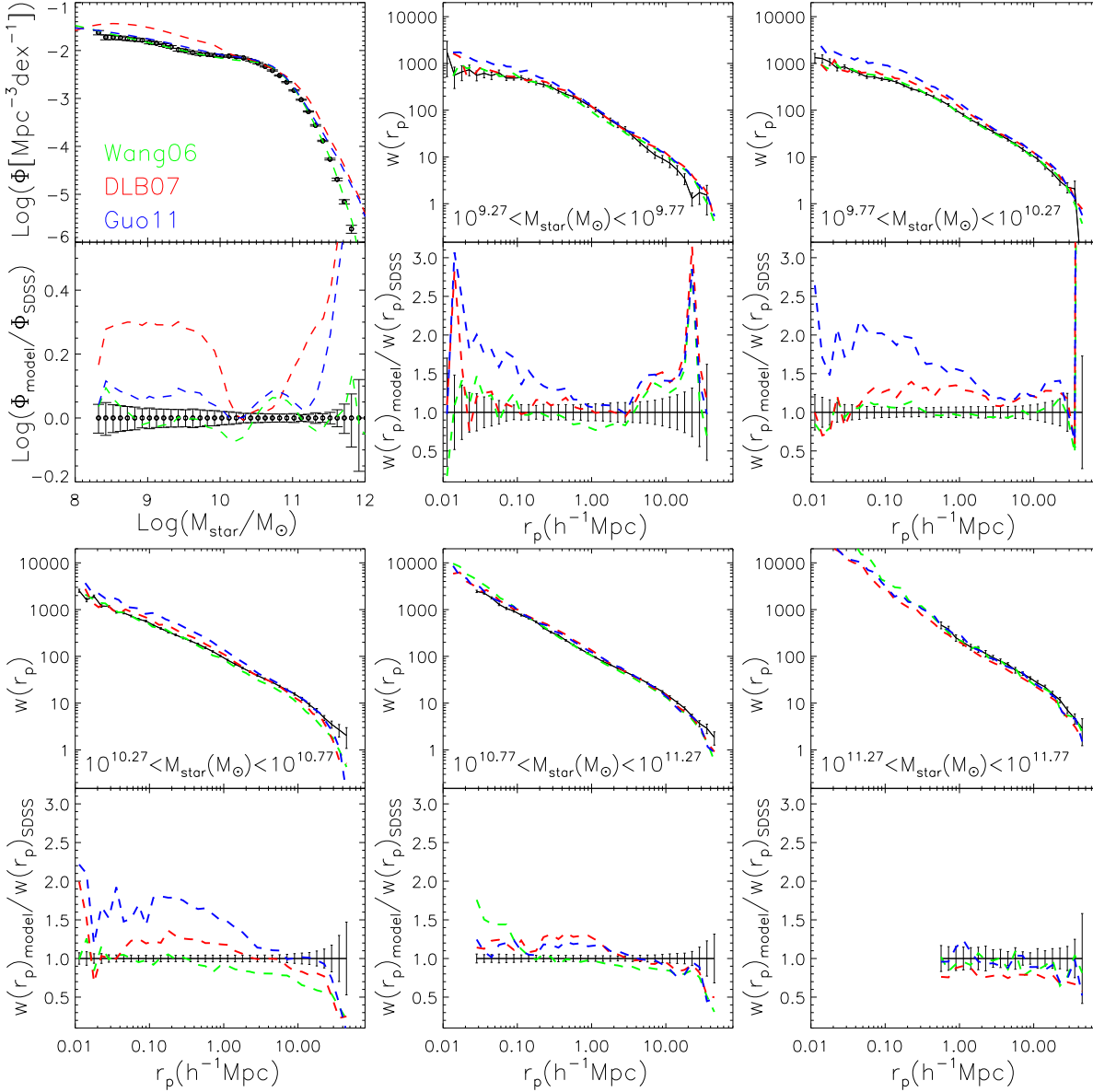


Figure 1. SMF and CFs in five stellar mass bins in the three models studied: the empirical HOD model of Wang06 (green lines), the DLB07 semi-analytic model (red lines), and the Guo11 semi-analytic model (blue lines). Observational results from SDSS DR7 are indicated by black symbols with error bars (Li et al. 2006; Li & White 2009; Guo et al. 2010, 2011). In each panel, the upper part shows the results and the lower part gives the ratios between the models and the SDSS observation. By construction, the Wang06 model can reproduce both SMF and CFs, while two SAMs can not.

Guo11 model, although centrals have similar masses as in the HOD, satellites are more massive than centrals at the low-mass end, resulting in a higher fraction of satellites. In Fig. 3, we also over-plot the measured satellite fraction from the group catalogue of Yang et al. (2008) and results from galaxy-galaxy lensing of Mandelbaum et al. (2006). Observational uncertainties are still rather large, but in general the HOD fractions are closest to observational results while both SAMs predict larger satellite fractions than seen in observations (see also Lu et al. 2012).

As noted earlier, the DLB07 and Guo11 models have slightly different satellite galaxy numbers/positions due to a different treatment for satellite mergers and disruption.

The HOD model presented here is based on the same dynamical information used in the DLB07 model. We have tested that these differences do not affect model predictions significantly: the dotted line in Fig. 3 shows results obtained by repeating our fitting procedure using the dynamical information extracted from the Guo11 model. In this case, the satellite fraction measured in the HOD model is only about 0.01 lower than in the HOD model based on the DLB07 galaxies. This difference is much smaller than the measured differences between SAMs and the HOD, and between the two different SAMs.

As we have shown above, predictions from the DLB07 model are in quite good agreement with the observed CFs,

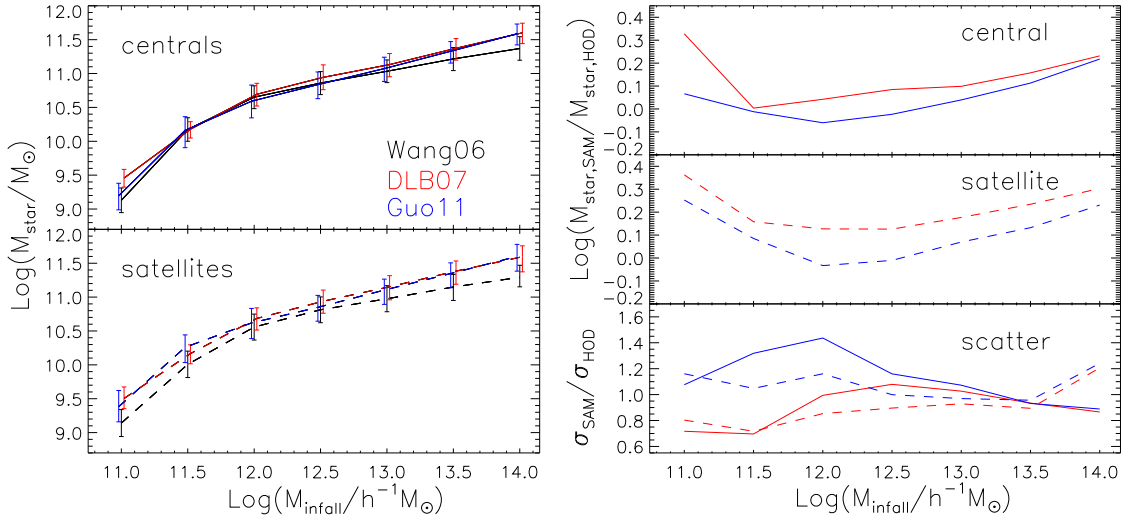


Figure 2. Left panel: The $M_{\text{star}} - M_{\text{infall}}$ relations in the Wang06 HOD model, DLB07 and the Guo11 semi-analytic models, for central and satellite galaxies separately. Error bars show the 68 percentile distribution limits. Right panel: The ratio between the stellar mass of DLB07 (red lines) / Guo11 (blue lines) and that of the Wang06 HOD model as a function of M_{infall} . The top and middle right panels give results of the median value for central and satellite galaxies. The bottom right panel indicates the ratio between the scatter σ in the SAM and in the HOD model, with results for the DLB07 model shown in red and results for the Guo11 model in blue. Solid lines are for central galaxies, and dashed lines are for satellite galaxies. The semi-analytical models consistently predict higher stellar masses for a given halo mass, and more scatter, than the HOD model.

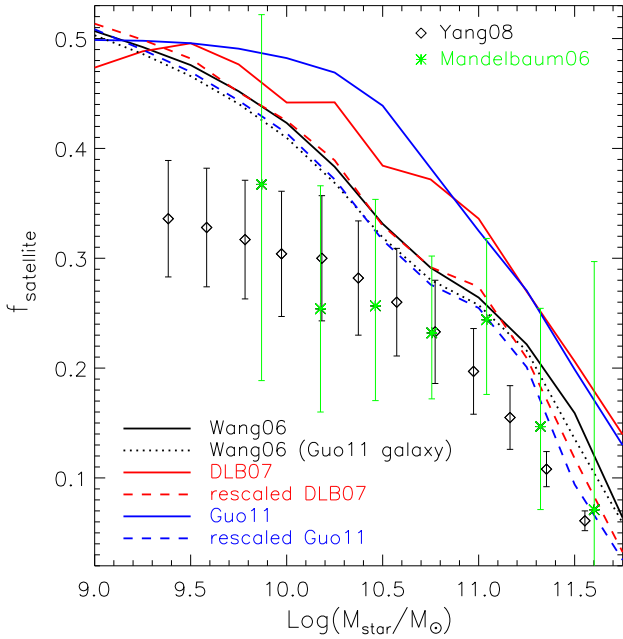


Figure 3. Satellite fractions as a function of stellar mass in different models. The solid black, red and blue lines show the results of the Wang06, DLB07, and Guo11 models. The dotted black line is the Wang06 model combined with the galaxy information of the Guo11 model. The dashed red and blue lines are results of the rescaled DLB07 and Guo11 models discussed in Section 3.2. Results from the Yang et al. (2008) group catalogue are shown by black diamonds with error bars. Green stars with error bars are weak lensing results by Mandelbaum et al. (2006). The Wang06 model and two rescaled SAMs give satellite fractions that are closer to observational measurements.

for the entire mass range sampled by the SDSS data, despite a larger fraction of satellites than observed. For the Guo11 model, the predicted CFs is higher than observational data for low-mass galaxies. Note that the three models presented in this work are all based on the Millennium Simulation, which uses cosmological parameters consistent with the WMAP first year result, with $\sigma_8=0.9$, higher than the latest WMAP-7 result (Komatsu et al. 2011). Guo et al. (2011) argued that the large clustering signal in their model could be due to the out-dated cosmology used. However, different studies have been carried out to investigate this issue, and these have shown that a lower value of σ_8 is not sufficient to bring model results in agreement with observational measurements (Wang et al. 2008; Kang et al. 2012; Guo et al. 2012).

3.2 Rescaled SAMs

In this section, we test if SAM predictions can be brought into agreement with observational data, for both the SMF and CFs, by simply rescaling the $M_{\text{star}} - M_{\text{infall}}$ relation in the SAMs to be the same as in HOD model. For each M_{infall} bin, we rescale the stellar masses of galaxies in SAMs to have the same median stellar mass value, as well as the same scatter around the median value as in the HOD. The relative deviations from the median relation are not altered, i.e., in each halo mass bin, galaxies that are more massive than predicted by the median relation are still more massive in the rescaled catalogue. Satellite and central galaxies are rescaled separately. In other words, our working assumption is that the two SAMs populate the scatter in the $M_{\text{star}} - M_{\text{infall}}$ relation correctly, but that the absolute value predicted for the galaxy stellar mass is offset with respect to the correct

value by an amount that is equal to the offset with respect to the HOD median relation.

Results of our exercise are shown in Fig. 4. Red lines show the results for the rescaled DLB07 model that appears to reproduce both the observed SMF and the CFs very well. Note that for CFs, the rescaled model is close to the original one, with only small differences for low-mass galaxies. When the $M_{\text{star}} - M_{\text{infall}}$ relation is rescaled, as expected, the satellite fraction predicted by the rescaled model is consistent with that of the HOD, as shown in Fig. 3.

We also test two other simple models using the DLB07 predictions: in one case, we remove randomly a fraction of galaxies in each stellar mass bin so as to reproduce the observed galaxy SMF. Results of this exercise are shown as orange lines in Fig. 4. Since the original model reproduces quite well the observed CFs, removing randomly a subset of galaxies in each stellar mass bin does not alter this agreement. In the other case, we remove only satellite galaxies. Results for this case are shown in green and show that, while the SMF is adjusted to fit observation, the CFs at small scales are largely suppressed. These simple tests demonstrate that, at least for the DLB07 model, reducing the number of satellites is not the right solution to get an improved model that matches both the SMF and CFs. Satellite galaxies are not the only galaxy type to be over-abundant: the number of centrals at low-mass end also appears to be over-predicted in this model. Note that this over-abundance does not apply to galaxies in the mass range $\log(M_{\text{star}}/M_{\odot}) = [10.27, 10.77]$, where the original DLB07 model fits both the SMF and CFs well, and only a few satellites need to be removed. For more massive galaxies, while the high mass end of the observed SMF is very uncertain (Bernardi et al. 2010), the original DLB07 model can be considered already doing a good job in reproducing both the observed SMF and the measured CFs.

In summary, Fig. 4 shows that there are two possible ways to bring the predicted SMF and CFs from the DLB07 model in agreement with data: (1) rescale the $M_{\text{star}} - M_{\text{infall}}$ relation, to assign a lower galaxy mass to low-mass haloes; (2) reduce the number of low-mass galaxies randomly (both centrals and satellites).

The same rescaling does not work for the Guo11 model, as shown by the blue lines in Fig. 4. With the same $M_{\text{star}} - M_{\text{infall}}$ relation, and hence similar satellite fraction as in the HOD (dashed blue line in Fig. 3), the rescaled Guo11 model still over-predicts the CFs at low masses. This suggests that *the distributions of galaxies within the scatter around the median $M_{\text{star}} - M_{\text{infall}}$ relation affects significantly the predicted CFs.*

4 THE SCATTER OF THE $M_{\text{STAR}} - M_{\text{INFALL}}$ RELATION: DEPENDENCE ON HALO FORMATION TIME

In this section, we investigate the scatter in the $M_{\text{star}} - M_{\text{infall}}$ relation in detail, to understand the differences between the models discussed in the previous section. As explained above, in the Wang06 model galaxy stellar masses are assigned assuming a random scatter around the median relation. In the SAMs, the scatter around the median relation is not ‘assumed’ but follows naturally from the scatter

in the halo mass accretion history and the stochasticity of the physical processes that drive the formation and evolution of galaxies within haloes of fixed mass. Using predictions from the two SAMs, we can therefore check if and how these processes influence the scatter in the $M_{\text{star}} - M_{\text{infall}}$ relation.

4.1 Clustering for low- and high stellar mass galaxies in a fixed halo mass bin

As a basic check, we can simply split galaxies at a fixed halo mass into two sub-samples according to whether the stellar mass is above or below the median stellar mass in the bin. In the HOD, these two sub-sample have the same correlation function by construction (because the scatter is random). For the SAMs, we find that this is not the case for low-mass haloes. We show this in Fig. 5 where we plot the CFs of central and satellite galaxies in haloes with $\log(M_{\text{infall}}/h^{-1}M_{\odot}) = [11.3, 11.5]$. Blue and red lines show the CFs of galaxies with stellar mass larger and smaller than the median stellar mass of all galaxies in the halo mass bin considered. Top panels are for the DLB07 model, while bottom panels correspond to the Guo11 predictions.

Fig. 5 shows that, in both models, galaxies that are more massive than the median cluster more strongly. The difference in the clustering signal is comparable in the two models when considering central galaxies only. For satellite galaxies, the effect is more prominent in the Guo11 model than in the DLB07 model, and the differences visible in the right panels of Fig. 5 strongly influence the clustering signal for all galaxies. We have checked that similar results are found in both SAMs combined with the higher resolution Millennium-II Simulation (Boylan-Kolchin et al. 2009). Besides, we have checked that in the same halo mass bin considered, the CFs of galaxies with halo infall mass larger and smaller than the median differ very little. These results show that galaxy stellar masses are not randomly distributed within the scatter for a given halo mass (see also Neistein et al. 2011b). The details of the scatter matter and significantly affect the predicted CFs. We stress that the two models considered use the same dark matter merger trees as basic input, and mainly differ in their treatment of the supernovae feedback process. Therefore, our results demonstrate that the distribution of galaxy stellar masses with respect to the median relation can be affected significantly by a different modelling of baryonic physics.

4.2 The influence of assembly bias

What causes the different clustering amplitudes shown in Fig. 5? In Section 1, we have discussed the existence of an assembly bias, which causes, at a fixed halo mass, a higher clustering amplitude for haloes that assembled at higher redshift. It seems reasonable to assume that the results shown in Fig. 5 are related to assembly bias. We illustrate that this is indeed the case in Fig. 6, where we show the relation between the stellar mass and the halo formation time in three halo mass bins in the DLB07 and the Guo11 models. The halo formation time is defined as the time when 50 per cent of the final halo mass is assembled in a single object.

Results in blue show the halo mass bin

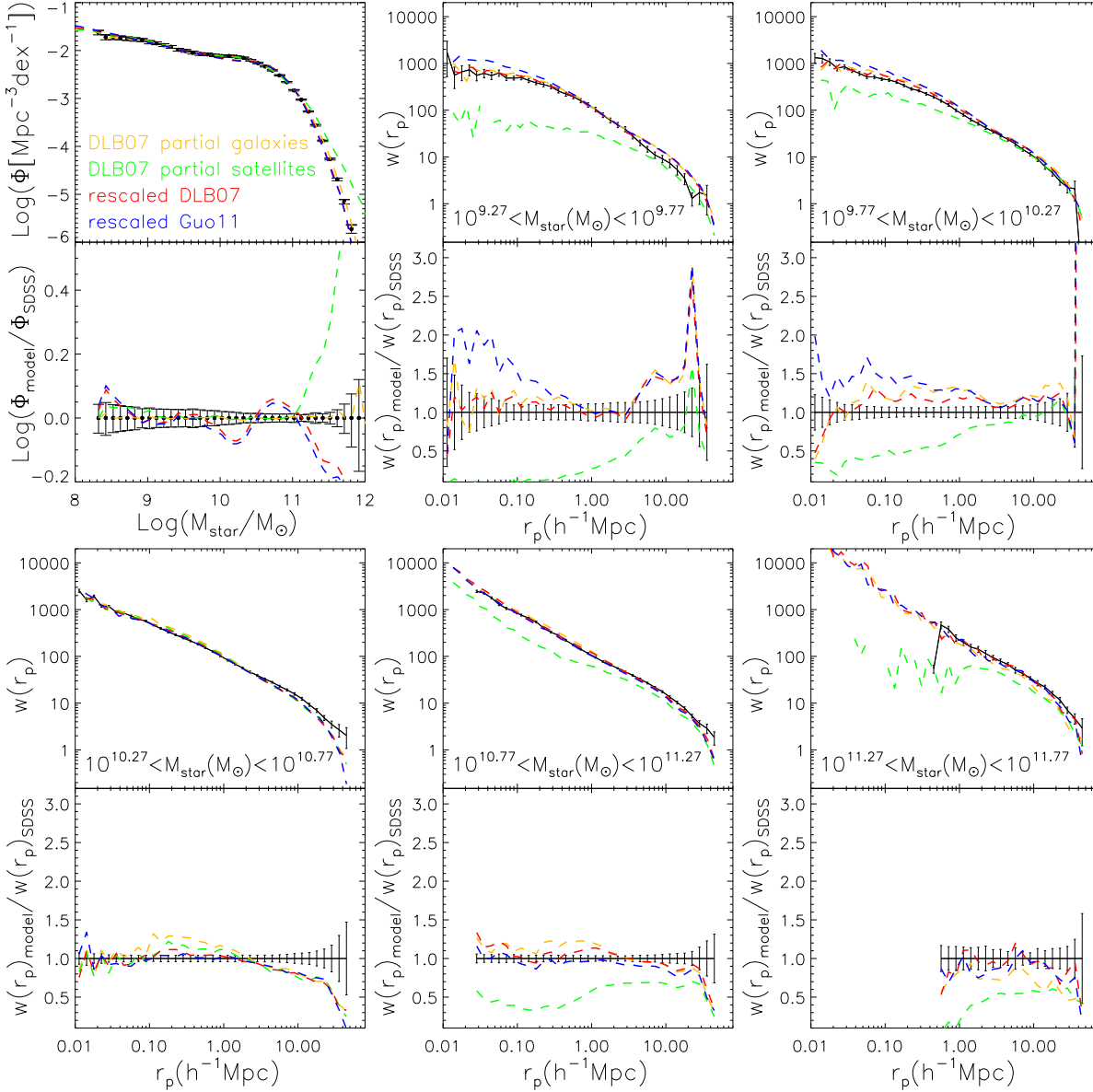


Figure 4. SMF (upper left panel) and CFs in five stellar mass bins in different models: The DLB07 model when removing randomly a fraction of both centrals and satellites (orange lines, see text for detail), DLB07 model with satellite galaxies partially removed (green lines, see text for detail), the rescaled DLB07 model (red lines), and the rescaled Guo11 model (blue lines). Note that for the two rescaled models, both the median $M_{\text{star}} - M_{\text{infall}}$ relation and the scatter around the median are rescaled. Black symbols with error bars are SDSS DR7 results. The lower part of each panel shows the ratio between model results and observations. Only when part of both central and satellite galaxies are removed, DLB07 model can reproduce both SMF and CFs. Rescaling works for DLB07, but not for Guo11.

$\log(M_{\text{infall}}/h^{-1}M_{\odot})=[11.3, 11.5]$, which is the same mass range used in Fig. 5. We can see two clear trends: (i) At fixed M_{infall} , earlier forming haloes contain more massive galaxies, indicating that assembly bias can indeed explain the results in Fig. 5 and (ii) at fixed M_{infall} , satellite galaxies on average form earlier (see also Neistein et al. 2011a). The result is clearly more pronounced in Guo11 than in DLB07, indicating that the details in the baryonic physics have a substantial influence on the strength of assembly bias, that reflects into a dependence of galaxy stellar mass on halo formation time. We have checked that the relations between stellar mass and halo formation

redshift still hold with similar slopes when using narrower halo mass bins.

We also check the same relation in two higher halo mass bins, $\log(M_{\text{infall}}/h^{-1}M_{\odot})=[12.3, 12.5]$ and $[13.3, 13.5]$, shown in red and green respectively. While the result that satellites form earlier persists, we do not anymore see a clear correlation between stellar mass and time of assembly.

In summary, we conclude that at a fixed, low halo mass, galaxies with different stellar masses are clustered differently: lower mass galaxies are clustered less than higher mass galaxies. This is because the “over-massive galaxies” reside in haloes that form early, while the “under-massive” galax-

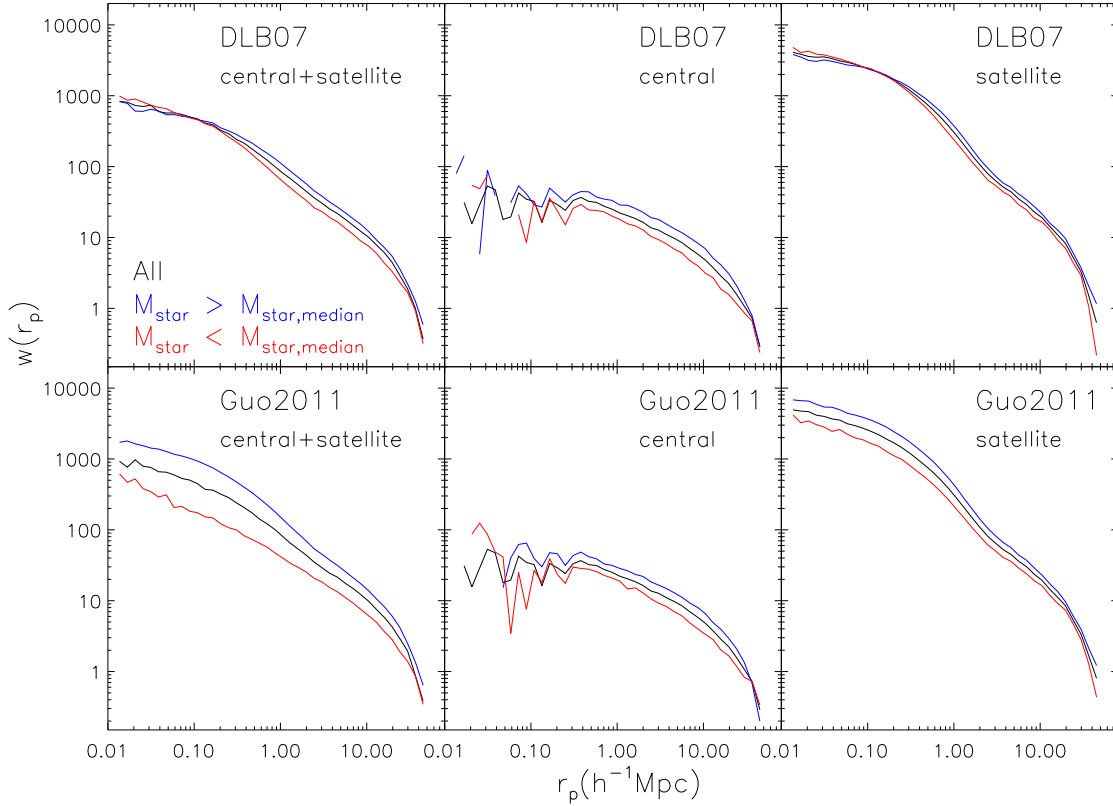


Figure 5. CFs of galaxies in subsamples split by stellar mass in the halo mass bin of $\log(M_{\text{infall}}/h^{-1}M_{\odot})=[11.3,11.5]$. The top and bottom panels are for DLB07 and Guo11 models respectively. For each model, results of subsamples of all galaxies, central galaxies and satellite galaxies are shown from left to right. In each panel, the black line shows the CF for the whole sample, and blue/red lines show the CFs for subsamples with stellar masses above/below the median. For both centrals and satellites, galaxies with stellar mass above the median cluster more than the ones below the median, and the effect is stronger in Guo11 for satellites.

ies are in haloes that form late. Therefore, SAM galaxies do not populate the scatter of the $M_{\text{star}} - M_{\text{infall}}$ relation randomly. The clustering properties of galaxies are influenced by halo assembly bias, which is by construction not included in HOD models..

5 DISCUSSION AND CONCLUSIONS

In this paper, we compare results from the empirical HOD model of Wang et al. (2006) with predictions from the semi-analytic models presented in De Lucia & Blaizot (2007) and Guo et al. (2011), both based on the halo merger trees extracted from the Millennium Simulation. By construction, the HOD model is able to reproduce simultaneously the galaxy SMF and the CFs, down to the stellar mass limit of the SDSS. The semi-analytic models have problems in reproducing both these observations. In particular, the DLB07 model reproduces quite well the dependence of the clustering amplitude on mass but over-predicts the number densities of low-to-intermediate mass galaxies. In contrast, the Guo11 model reproduces the stellar galaxy mass function down to the lowest mass measured (it does so by construction), but over-predicts the clustering amplitude for low-mass galaxies. These different predictions can be explained by comparing

the predicted $M_{\text{star}} - M_{\text{infall}}$ relations with that obtained by the HOD approach.

We demonstrate that scaling the results from the semi-analytic model so as to force them to reproduce the same $M_{\text{star}} - M_{\text{infall}}$ relation that is found in the HOD does not suffice to bring them in agreement with both observational measurements used to constrain the HOD. Instead, we show that the way model galaxies populate the scatter around the median relation matters. In the HOD model, as in most other models that are found in the literature, the scatter around the $M_{\text{star}} - M_{\text{infall}}$ relation is modelled as a random Gaussian distribution. In the semi-analytic models we use, stellar masses exhibit clear dependence on halo formation time, with stronger trends for low-mass galaxies. At given M_{infall} , galaxies with larger stellar mass reside in haloes that formed earlier and consequently have a higher clustering amplitude than haloes with the same mass but later formation times (Gao et al. 2005). The influence of assembly bias on galaxies is stronger in the Guo11 model than in the DLB07 model, and results in an excess of the clustering signal for low-mass galaxies.

Does assembly bias exist in the real Universe? The issue is still matter of debate. Tinker et al. (2008) conclude there is no evidence for assembly bias for low-mass galaxies from the fact that HOD models match the observed void statistics of red and blue galaxies. Skibba & Sheth (2009) studied

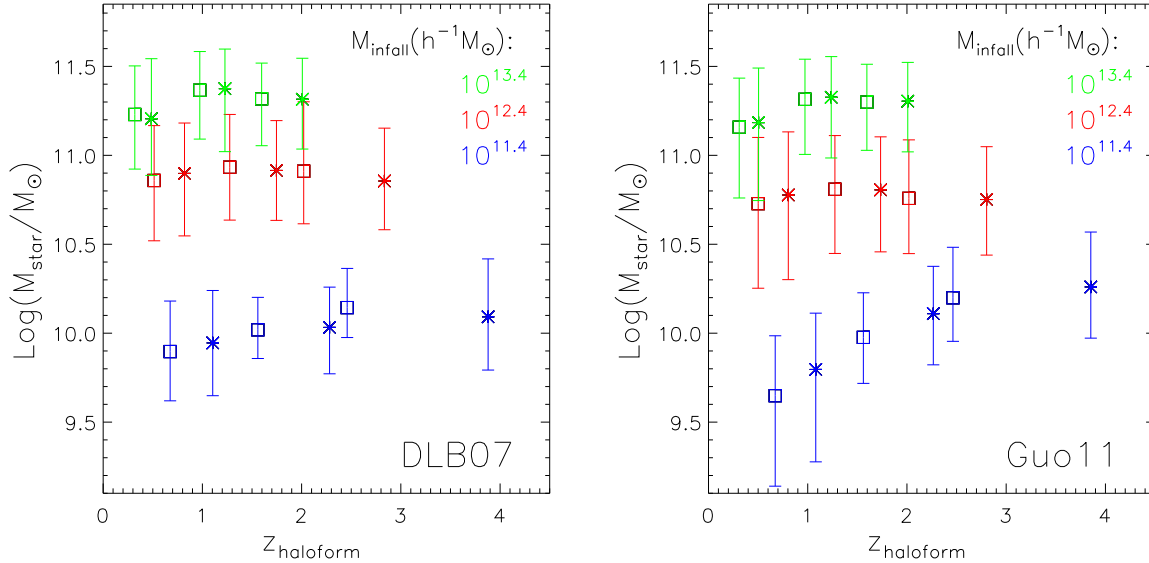


Figure 6. The relation between stellar mass and the redshift of halo formation for centrals (squares) and satellites (stars) in the DLB07 model and the Guo11 model, for three halo mass bins of $\log(M_{\text{infall}}/h^{-1}M_{\odot})=[11.3, 11.5]$, $[12.3, 12.5]$ and $[13.3, 13.5]$. For a given M_{infall} , galaxies are binned according to the formation time of their host haloes from left to right: The 16 % that formed latest, the 10 % with formation time around the median, and the 16 % that formed earliest. For the lowest halo mass bin considered, there is a clear dependence of galaxy stellar mass on halo formation time, which is stronger in Guo11 than in DLB07.

the environmental dependence of galaxy colours, and argued that the effects of assembly bias are probably small. If the effect on galaxies is present at the levels found in the DLB07 model for central and especially satellite galaxies, it might be difficult to distinguish it from just a random scatter using observational constraints as the SMF and CFs in different stellar mass bins. Measurements of correlation function for galaxies in fixed stellar mass bins but split by colour and/or specific star formation rate may help to answer this question. We address this issue in a companion paper.

If assembly bias significantly affects galaxies in the real Universe, as it does in the SAMs, one needs to be very careful when applying models neglecting this effect, like HOD and abundance matching models, in particular regarding low-mass galaxies and satellites (Zu et al. 2008). For example, for a given $M_{\text{star}} - M_{\text{infall}}$ relation and a given scatter around that relation, assuming random scatter will produce lower CFs than assuming a scatter accounting for assembly bias. If the correlation function is then reproduced by coincidence one may draw wrong conclusions about the importance of other effects that should have made clustering less strong, such as tidal stripping and reduced merger times of galaxies. Finally, if significant, assembly bias is relevant for precision measurements of cosmological parameters (e.g. Zu et al. 2008). Future HOD and abundance matching models would need to account for a non-random scatter including the assembly bias effect.

ACKNOWLEDGMENTS

LW acknowledges support from the National basic research program of China (973 program under grant No. 2009CB24901), the NSFC grants program (No. 11143006,

No. 11103033, No. 11133003), and the Partner Group program of the Max Planck Society. GDL acknowledges financial support from the European Research Council under the European Community’s Seventh Framework Programme (FP7/2007-2013)/ERC grant agreement n. 202781. SMW acknowledges funding from ERC grant HIGHZ no. 227749.

The simulation used in this paper was carried out as part of the programme of the Virgo Consortium on the Regatta supercomputer of the Computing Centre of the MaxPlanckSociety in Garching. The halo data, together with the galaxy data from two semi-analytic galaxy formation models, are publicly available at <http://www.mpa-garching.mpg.de/millennium/>.

This paper has been typeset from a $\text{\TeX}/\text{\LaTeX}$ file prepared by the author.

REFERENCES

- Benson A. J., Cole S., Frenk C. S., Baugh C. M., Lacey C. G., 2000, MNRAS, 311, 793
- Berlind A. A., Weinberg D. H., 2002, ApJ, 575, 587
- Berlind A. A., Weinberg D. H., Benson A. J., Baugh C. M., Cole S., Davé R., Frenk C. S., Jenkins A., Katz N., Lacey C. G., 2003, ApJ, 593, 1
- Bernardi M., Shankar F., Hyde J. B., Mei S., Marulli F., Sheth R. K., 2010, MNRAS, 404, 2087
- Boylan-Kolchin M., Springel V., White S. D. M., Jenkins A., Lemson G., 2009, MNRAS, 398, 1150
- Conroy C., Wechsler R. H., Kravtsov A. V., 2006, ApJ, 647, 201

- Croton D. J., Gao L., White S. D. M., 2007, *MNRAS*, 374, 1303
- De Lucia G., Blaizot J., 2007, *MNRAS*, 375, 2
- Gao L., Springel V., White S. D. M., 2005, *MNRAS*, 363, L66
- Goto T., 2003, PhD thesis, The University of Tokyo
- Guo Q., White S., Angulo R. E., Henriques B., Lemson G., Boylan-Kolchin M., Thomas P., Short C., 2012, ArXiv e-prints
- Guo Q., White S., Boylan-Kolchin M., De Lucia G., Kauffmann G., Lemson G., Li C., Springel V., Weinmann S., 2011, *MNRAS*, 413, 101
- Guo Q., White S., Li C., Boylan-Kolchin M., 2010, *MNRAS*, 404, 1111
- Jaffé Y. L., Aragón-Salamanca A., Kuntschner H., Bamford S., Hoyos C., De Lucia G., Halliday C., Milvang-Jensen B., Poggianti B., Rudnick G., Saglia R. P., Sanchez-Blazquez P., Zaritsky D., 2011, *MNRAS*, 417, 1996
- Kang X., Li M., Lin W. P., Elahi P. J., 2012, *MNRAS*, 422, 804
- Kauffmann G., Heckman T. M., De Lucia G., Brinchmann J., Charlot S., Tremonti C., White S. D. M., Brinkmann J., 2006, *MNRAS*, 367, 1394
- Komatsu E., Smith K. M., Dunkley J., Bennett C. L., Gold B., Hinshaw G., Jarosik N., Larson D., et al., 2011, *ApJS*, 192, 18
- Li C., Kauffmann G., Jing Y. P., White S. D. M., Börner G., Cheng F. Z., 2006, *MNRAS*, 368, 21
- Li C., White S. D. M., 2009, *MNRAS*, 398, 2177
- Li Y., Mo H. J., van den Bosch F. C., Lin W. P., 2007, *MNRAS*, 379, 689
- Lu Y., Mo H. J., Katz N., Weinberg M. D., 2012, *MNRAS*, 421, 1779
- Mandelbaum R., Seljak U., Kauffmann G., Hirata C. M., Brinkmann J., 2006, *MNRAS*, 368, 715
- More S., van den Bosch F. C., Cacciato M., 2009a, *MNRAS*, 392, 917
- More S., van den Bosch F. C., Cacciato M., Mo H. J., Yang X., Li R., 2009b, *MNRAS*, 392, 801
- More S., van den Bosch F. C., Cacciato M., Skibba R., Mo H. J., Yang X., 2011, *MNRAS*, 410, 210
- Moster B. P., Somerville R. S., Maulbetsch C., van den Bosch F. C., Macciò A. V., Naab T., Oser L., 2010, *ApJ*, 710, 903
- Neistein E., Li C., Khochfar S., Weinmann S. M., Shankar F., Boylan-Kolchin M., 2011a, *MNRAS*, 416, 1486
- Neistein E., Weinmann S. M., 2010, *MNRAS*, 405, 2717
- Neistein E., Weinmann S. M., Li C., Boylan-Kolchin M., 2011b, *MNRAS*, 414, 1405
- Peacock J. A., Smith R. E., 2000, *MNRAS*, 318, 1144
- Seljak U., 2000, *MNRAS*, 318, 203
- Skibba R. A., Sheth R. K., 2009, *MNRAS*, 392, 1080
- Skibba R. A., van den Bosch F. C., Yang X., More S., Mo H., Fontanot F., 2011, *MNRAS*, 410, 417
- Springel V., White S. D. M., Jenkins A., Frenk C. S., Yoshida N., Gao L., Navarro J., Thacker R., et al., 2005, *Nature*, 435, 629
- Tanvuia L., Zeilinger W. W., Focardi P., Kelm B., Rampazzo R., 2003, *Ap&SS*, 284, 459
- Tinker J. L., Conroy C., Norberg P., Patiri S. G., Weinberg D. H., Warren M. S., 2008, *ApJ*, 686, 53
- Vale A., Ostriker J. P., 2006, *MNRAS*, 371, 1173
- Valle G., Shore S. N., Galli D., 2005, *A&A*, 435, 551
- Wang J., De Lucia G., Kitzbichler M. G., White S. D. M., 2008, *MNRAS*, 384, 1301
- Wang L., Li C., Kauffmann G., De Lucia G., 2006, *MNRAS*, 371, 537
- Wang L., Weinmann S. M., Neistein E., 2012, *MNRAS*, 421, 3450
- White S. D. M., Frenk C. S., 1991, *ApJ*, 379, 52
- Yang X., Mo H. J., van den Bosch F. C., 2003, *MNRAS*, 339, 1057
- Yang X., Mo H. J., van den Bosch F. C., 2008, *ApJ*, 676, 248
- Zehavi I., Zheng Z., Weinberg D. H., Frieman J. A., Berlind A. A., Blanton M. R., Scoccamarro R., Sheth R. K., et al., 2005, *ApJ*, 630, 1
- Zhao D. H., Jing Y. P., Mo H. J., Börner G., 2009, *ApJ*, 707, 354
- Zhao D. H., Mo H. J., Jing Y. P., Börner G., 2003, *MNRAS*, 339, 12
- Zhu G., Zheng Z., Lin W. P., Jing Y. P., Kang X., Gao L., 2006, *ApJ*, 639, L5
- Zu Y., Zheng Z., Zhu G., Jing Y. P., 2008, *ApJ*, 686, 41