

---

# What Regularized Auto-Encoders Learn from the Data Generating Distribution

---

Guillaume Alain and Yoshua Bengio

Department of Computer Science and Operations Research  
University of Montreal  
Montreal, H3C 3J7, Quebec, Canada

## Abstract

What do auto-encoders learn about the underlying data generating distribution? Recent work suggests that some auto-encoder variants do a good job of capturing the local manifold structure of data. This paper clarifies some of these previous observations by showing that minimizing a particular form of regularized reconstruction error yields a reconstruction function that locally characterizes the shape of the data generating density. We show that the auto-encoder captures the score (derivative of the log-density with respect to the input), along with the second derivative of the density. This is the second result linking denoising auto-encoders and score matching, but in way that is different from previous work, and can be applied to the case when the auto-encoder reconstruction function does not necessarily correspond to the derivative of an energy function. It contradicts previous interpretations of reconstruction error as an energy function. The theorems provided here are completely generic and do not depend on the parametrization of the auto-encoder: they show what the auto-encoder would tend to if given enough capacity and examples. These results are for a contractive training criterion we show to be similar to the denoising auto-encoder training criterion with small corruption noise, but with contraction applied on the whole reconstruction function rather than just encoder. Similarly to score matching, one can consider the proposed training criterion as a convenient alternative to maximum likelihood because it does not involve a partition function.

## 1 Introduction

Machine learning is about capturing aspects of the unknown distribution from which the observed data are sampled (the *data-generating distribution*). For many learning algorithms and in particular in *manifold learning*, the focus is on identifying the regions (sets of points) in the space of examples where this distribution concentrates, i.e., which configurations of the observed variables are plausible.

Unsupervised *representation-learning* algorithms attempt to characterize the data-generating distribution through the discovery of a set of features or latent variables whose variations capture most of the structure of the data-generating distribution. In recent years, a number of unsupervised feature learning algorithms have been proposed that are based on minimizing some form of *reconstruction error*, such as auto-encoder and sparse coding variants (Olshausen and Field, 1997; Bengio *et al.*, 2007; Ranzato *et al.*, 2007; Jain and Seung, 2008; Ranzato *et al.*, 2008; Vincent *et al.*, 2008; Kavukcuoglu *et al.*, 2009; Rifai *et al.*, 2011a,b; Gregor *et al.*, 2011). An auto-encoder reconstructs the input through two stages, an encoder function  $f$  (which outputs a learned representation  $h = f(x)$  of an example  $x$ ) and a decoder function  $g$ , such that  $g(f(x)) \approx x$  for most  $x$  sampled from the data-generating distribution. These feature learning algorithms can be *stacked* to form deeper and more abstract representations. *Deep learning* algorithms learn multiple levels of representation, where the number of levels is data-dependent. There are theoretical arguments and much empirical evidence to suggest that when they are well-trained, deep learning algorithms (Hinton *et al.*, 2006; Bengio, 2009; Lee *et al.*, 2009; Salakhutdinov and Hinton, 2009; Bengio and Delalleau, 2011; Bengio *et al.*, 2013) can perform better than their shallow coun-

terparts, both in terms of learning features for the purpose of classification tasks and for generating higher-quality samples.

Here we restrict ourselves to the case of continuous inputs  $x \in \mathbb{R}^d$  with the data-generating distribution being associated with an unknown *target density* function, denoted  $p$ . Manifold learning algorithms assume that  $p$  is concentrated in regions of lower dimension (Cayton, 2005; Narayanan and Mitter, 2010), i.e., the training examples are by definition located very close to these high-density manifolds. In that context, the core objective of manifold learning algorithms is to identify where the density concentrates.

Some important questions remain concerning many of feature learning algorithms based on reconstruction error. Most importantly, *what is their training criterion learning about the input density?* Do these algorithms implicitly learn about the whole density or only some aspect? The answers may help to establish that these algorithms actually learn *implicit density* models, which only define a density indirectly, e.g., through the estimation of statistics or through a generative procedure. These are the questions to which this paper contributes.

The paper is divided in two main sections, along with detailed appendices with proofs of the theorems. Section 2 makes a direct link between denoising auto-encoders (Vincent *et al.*, 2008) and contractive auto-encoders (Rifai *et al.*, 2011a), justifying the interest in the contractive training criterion studied in the rest of the paper. Section 3 is the main contribution and regards the following question: when minimizing that criterion, *what does an auto-encoder learn about the data generating density?* The main answer is that it estimates the *score* (first derivative of the log-density), i.e., the direction in which density is increasing the most, which also corresponds to the *local mean*, which is the expected value in a small ball around the current location. It also estimates the Hessian (second derivative of the log-density).

## 2 Contractive and Denoising Auto-Encoders

Regularized auto-encoders (see Bengio *et al.* (2012b) for a review and a longer exposition) capture the structure of the training distribution thanks to the productive opposition between reconstruction error and a regularizer. An auto-encoder maps inputs  $x$  to an internal representation (or code)  $f(x)$  through the encoder function  $f$ , and then maps back  $f(x)$  to the input space through a decoding function  $g$ . The composition of  $f$  and  $g$  is called the reconstruction function  $r$ , with  $r(x) = g(f(x))$ , and a reconstruction loss function  $\ell$  penalizes the error made, with  $r(x)$  viewed as a prediction of  $x$ . When the auto-encoder is regularized, e.g., via a sparsity regularizer, a contractive regularizer (detailed below), or a denoising form of regularization (that we find below to be very similar to a contractive regularizer), the regularizer basically attempts to make  $r$  (or  $f$ ) as simple as possible, i.e., as constant as possible, as unresponsive to  $x$  as possible. It means that  $f$  has to throw away some information present in  $x$ , or at least represent it with less precision. On the other hand, to make reconstruction error small on the training set, examples that are neighbors on a high-density manifold must be represented with sufficiently different values of  $f(x)$  or  $r(x)$ . Otherwise, it would not be possible to distinguish and hence correctly reconstruct these examples. It means that the derivatives of  $f(x)$  or  $r(x)$  in the  $x$ -directions along the manifold must remain large, while the derivatives (of  $f$  or  $r$ ) in the  $x$ -directions orthogonal to the manifold can be made very small. This is illustrated in Figure 1 below. In the case of Principal Components Analysis, one constrains the derivative to be exactly 0 in the directions orthogonal to the chosen projection directions, and around 1 in the chosen projection directions. In regularized auto-encoders,  $f$  is non-linear, meaning that it is allowed to choose different principal directions (those that are well represented, i.e., ideally the manifold tangent directions) at different  $x$ 's, and this allows a regularized auto-encoder with non-linear encoder to capture non-linear manifolds. Figure 2 illustrates the extreme case when the regularization is very strong ( $r(\cdot)$  wants to be nearly constant where density is high) in the special case where the distribution is highly concentrated at three points (three training examples). It shows the compromise between obtaining the identity function at the training examples and having a flat  $r$  near the training examples, yielding a vector field  $r(x) - x$  that points towards the high density points.

Here we show that the Denoising Auto-Encoder (Vincent *et al.*, 2008) with very small Gaussian corruption and squared error loss is actually a particular kind of Contractive Auto-Encoder (Rifai *et al.*, 2011a), contracting the whole auto-encoder reconstruction function rather than just the encoder, whose contraction penalty coefficient is the magnitude of the perturbation.

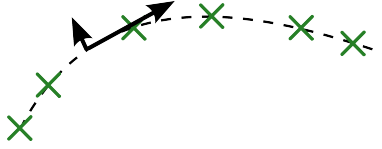


Figure 1: Regularization forces the auto-encoder to become less sensitive to the input, but minimizing reconstruction error forces it to remain sensitive to variations along the manifold of high density. Hence the representation and reconstruction end up capturing well variations on the manifold while mostly ignoring variations orthogonal to it.

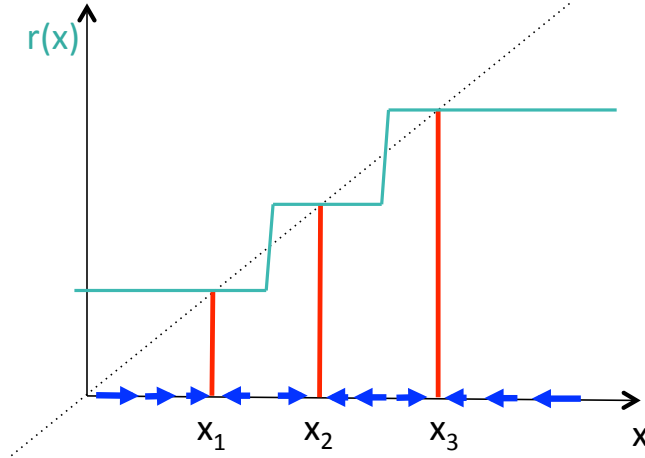


Figure 2: The reconstruction function  $r(x)$  (in turquoise) which would be learned by a high-capacity auto-encoder on a 1-dimensional input, i.e., minimizing reconstruction error at the training examples  $x_i$  (with  $r(x_i)$  in red) while trying to be as constant as possible otherwise. The figure is used to exaggerate and illustrate the effect of the regularizer (corresponding to a large  $\lambda$  in the loss function  $\mathcal{L}$  later described by (3)). The dotted line is the identity reconstruction (which might be obtained without the regularizer). The blue arrows shows the vector field of  $r(x) - x$  pointing towards high density peaks as estimated by the model, and estimating the score (log-density derivative), as shown in this paper.

The Contractive Auto-Encoder or CAE (Rifai *et al.*, 2011a) is a particular form of regularized auto-encoder which is trained to minimize the following regularized reconstruction error:

$$\mathcal{L}_{CAE} = \mathbb{E} \left[ \ell(x, r(x)) + \lambda \left\| \frac{\partial f(x)}{\partial x} \right\|_F^2 \right] \quad (1)$$

where  $r(x) = g(f(x))$  and  $\|A\|_F^2$  is the sum of the squares of the elements of  $A$ . Both the squared loss  $\ell(x, r) = \frac{1}{2} \|x - r\|^2$  and the cross-entropy loss  $\ell(x, r) = -x \log r - (1 - x) \log(1 - r)$  have been used, but here we focus our analysis on the squared loss because of the easier mathematical treatment it allows. Note that success in minimizing the CAE criterion strongly depends on the parametrization of  $f$  and  $g$  and in particular on the tied weights constraint used, with  $f(x) = \text{sigmoid}(Wx + b)$  and  $g(h) = \text{sigmoid}(W^T h + c)$ . The above regularizing term forces  $f$  (as well as  $g$ , because of the tied weights) to be contractive, i.e., to have singular values less than 1<sup>1</sup>. Larger values of  $\lambda$  yield more contraction (smaller singular values) where it hurts reconstruction error the least, i.e., in the local directions where there are only little or no variations in the data. These typically are the directions orthogonal to the manifold of high density concentration, as illustrated in Fig. 2.

The Denoising Auto-Encoder or DAE (Vincent *et al.*, 2008) is trained to minimize the following denoising criterion:

$$\mathcal{L}_{DAE} = \mathbb{E} [\ell(x, r(N(x)))] \quad (2)$$

where  $N(x)$  is a stochastic corruption of  $x$  and the expectation is over the training distribution and the corruption noise source. Here we consider mostly the squared loss and Gaussian noise corruption, again because it is easier to handle them mathematically.

**Theorem 1.** When using corruption noise  $N(x) = x + \epsilon$  with

$$\epsilon \sim \mathcal{N}(0, \sigma^2 I),$$

<sup>1</sup>Note that an auto-encoder without any regularization would tend to find many leading singular values near 1 in order to minimize reconstruction error, i.e., preserve input norm in all the directions of variation present in the data.

the objective function  $\mathcal{L}_{DAE}$  is

$$\mathcal{L}_{DAE} = \frac{1}{2} \left( \mathbb{E} [\|x - r(x)\|^2] + \sigma^2 \mathbb{E} \left[ \left\| \frac{\partial r(x)}{\partial x} \right\|_F^2 \right] \right) + o(\sigma^2)$$

as  $\sigma \rightarrow 0$ .

The proof is in appendix and uses a simple Taylor expansion around  $x$ . We make use of the small  $o$  notation throughout this paper and assume that the reader is familiar with asymptotic notation. In the context of Theorem 1, it has to be understood that all the other quantities except for  $\sigma$  are fixed when we study the effect of  $\sigma \rightarrow 0$ .

Theorem 1 shows that *the DAE with small corruption of variance  $\sigma^2$  is similar to a Contractive Auto-Encoder with penalty coefficient  $\lambda = \sigma^2$*  but where the contraction is imposed explicitly on the whole reconstruction function  $r(\cdot) = g(f(\cdot))$  rather than on  $f(\cdot)$  alone<sup>2</sup>.

This analysis motivates the study in the rest of this paper of the following training criterion: squared reconstruction loss plus contractive penalty on the reconstruction:

$$\mathcal{L} = \mathbb{E} \left[ \|r(x) - x\|^2 + \lambda \left\| \frac{\partial r(x)}{\partial x} \right\|_F^2 \right]. \quad (3)$$

This is an analytic version of the denoising criterion with small noise  $\lambda = \sigma^2$ , and also corresponds to a contractive auto-encoder with contraction on both  $f$  and  $g$ , i.e., on  $r$ .

### 3 Minimizing the Loss to Recover Local Features of $p(\cdot)$

#### 3.1 Solution from Calculus of Variations

The central result of this paper is that in a non-parametric setting (without parametric constraints on  $r$ ), the minimizer of the loss function defined by (3) can be solved asymptotically as  $\lambda \rightarrow 0$ . The exact meaning of this claim is made clearer in the following theorem.

**Theorem 2.** *Let  $p$  be a probability density function that is continuously differentiable once and with support  $\mathbb{R}^d$  (i.e.  $\forall x \in \mathbb{R}^d$  we have  $p(x) \neq 0$ ). Let  $\mathcal{L}_\lambda$  be the loss function defined by*

$$\mathcal{L}_\lambda(r) = \int_{\mathbb{R}^d} p(x) \left[ \|r(x) - x\|_2^2 + \lambda \left\| \frac{\partial r(x)}{\partial x} \right\|_F^2 \right] dx \quad (4)$$

for  $r : \mathbb{R}^d \rightarrow \mathbb{R}^d$  assumed to be differentiable twice, and  $0 \leq \lambda \in \mathbb{R}$  used as factor to the penalty term.

Let  $r_\lambda^*(x)$  denote the optimal function that minimizes  $\mathcal{L}_\lambda$ . Then we have that

$$r_\lambda^*(x) = x + \lambda \frac{\partial \log p(x)}{\partial x} + o(\lambda) \quad \text{as } \lambda \rightarrow 0. \quad (5)$$

Moreover, we also have the following expression for the derivative

$$\frac{\partial r_\lambda^*(x)}{\partial x} = I + \lambda \frac{\partial^2 \log p(x)}{\partial x^2} + o(\lambda) \quad \text{as } \lambda \rightarrow 0. \quad (6)$$

Both these asymptotic expansions are to be understood in a context where we consider  $\{r_\lambda^*(x)\}_{\lambda \geq 0}$  to be a family of optimal functions minimizing  $\mathcal{L}_\lambda$  for their corresponding value of  $\lambda$ . The asymptotic expansions are applicable point-wise in  $x$ , that is, with any fixed  $x$  we look at the behavior as  $\lambda \rightarrow 0$ .

The proof is given in the appendix and uses the Euler-Lagrange equations from the calculus of variations.

The idea that the scaling factor  $\lambda > 0$  of the penalty term is brought to very small values is related to Theorem 1, where the scaling factor  $\sigma$  is also studied for the asymptotic behavior as  $\sigma \rightarrow 0$ .

Consequently, we obtain an estimator of the score from

$$\frac{\partial \log p(x)}{\partial x} = (r(x) - x)/\lambda + o(\lambda) \quad (7)$$

<sup>2</sup>In the CAE there is also a contractive effect on  $g(\cdot)$  as a side effect of the parametrization with weights tied between  $f(\cdot)$  and  $g(\cdot)$ .

## 3.2 Empirical Loss

In an experimental setting, the expected loss (4) is replaced by the empirical loss

$$\hat{\mathcal{L}} = \frac{1}{N} \sum_{n=1}^N \left( \left\| r(x^{(n)}) - x^{(n)} \right\|_2^2 + \lambda \left\| \frac{\partial r(x)}{\partial x} \Big|_{x=x^{(n)}} \right\|_F^2 \right)$$

based on a sample  $\{x^{(n)}\}_{n=1}^N$  drawn from  $p(x)$ .

Alternatively, the auto-encoder is trained online (by stochastic gradient updates) with a stream of examples  $x^{(n)}$ , which corresponds to performing stochastic gradient descent on the expected loss (4). In both cases we obtain an auto-encoder that approximately minimizes the expected loss.

An interesting question is the following: what can we infer from the data generating density when given an auto-encoder reconstruction function  $r(x)$ ?

The premise is that this auto-encoder  $r(x)$  was trained to approximately minimize a loss function that has exactly the form of (4) for some  $\lambda > 0$ . This is assumed to have been done through minimizing the empirical loss and the distribution  $p$  was only available indirectly through the samples  $\{x^{(n)}\}_{n=1}^N$ . We do not have access to  $p$  or to the samples. We have only  $r(x)$  and maybe  $\lambda$ .

We will now discuss the usefulness of  $r(x)$  based on different conditions such as the model capacity and the value of  $\lambda$ .

### 3.2.1 Perfect World Scenario

As a starting point, we will assume that we are in a perfect situation, i.e., with no constraint on  $r$  (non-parametric setting), an infinite amount of training data, and a perfect minimization. We will see what can be done to recover information about  $p$  in that ideal case. Afterwards, we will drop certain assumptions one by one and discuss the possible paths to getting back some information about  $p$ .

We use notation  $r_\lambda(x)$  when we want to emphasize the fact that the value of  $r(x)$  came from minimizing the loss with a certain fixed  $\lambda$ .

Suppose that  $r_\lambda(x)$  was trained with an infinite sample drawn from  $p$ . Suppose also that it had infinite (or sufficient) model capacity and that it is capable of achieving the minimum of the loss function (4) while satisfying the requirement that  $r(x)$  be twice differentiable. Suppose that we know the value of  $\lambda$  and that we are working in a computing environment of arbitrary precision (i.e. no rounding errors).

As shown by Theorem 2, we would be able to get numerically the values of  $\frac{\partial \log p(x)}{\partial x}$  at any point  $x \in \mathbb{R}^d$  by simply evaluating

$$\frac{r_\lambda(x) - x}{\lambda} \rightarrow \frac{\partial \log p(x)}{\partial x} \quad \text{as } \lambda \rightarrow 0. \quad (8)$$

In the setup described, we do not get to pick values of  $\lambda$  so as to take the limit  $\lambda \rightarrow 0$ . However, it is assumed that  $\lambda$  is already sufficiently small that the above quantity is close to  $\frac{\partial \log p(x)}{\partial x}$  for all intents and purposes.

### 3.2.2 Simple Numerical Example

To give an example of this in one dimension, we will show what happens when we train a non-parametric model  $\hat{r}(x)$  to minimize numerically the loss (4) relative to  $p(x)$ .

The distribution  $p(x)$  studied is shown in Figure 3 and it was created to be simple enough to illustrate the mechanics.

The model  $\hat{r}(x)$  is fitted by dividing the interval  $[-10, 10]$  into  $M = 1000$  partition points  $x_1, \dots, x_M$  evenly separated by a distance  $\Delta$ . We then minimize numerically the loss function

$$\sum_{i=1}^M p(x_i) \Delta (\hat{r}(x_i) - x_i)^2 + \lambda \sum_{i=1}^{M-1} p(x_i) \Delta \left( \frac{\hat{r}(x_{i+1}) - \hat{r}(x_i)}{\Delta} \right)^2.$$

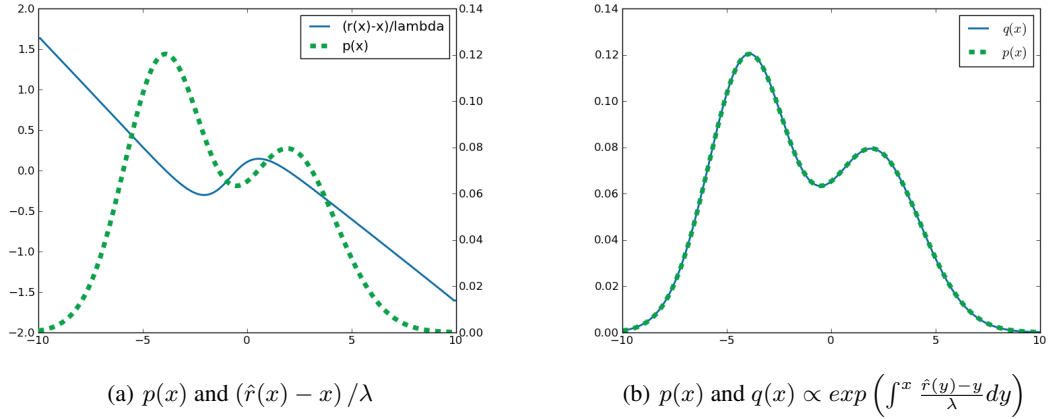


Figure 3: Left (a): the data generating density  $p(x)$  along with the estimated score  $\frac{r(x)-x}{\lambda}$ . Right (b): in the one-dimensional case, one can directly convert the estimated score into an estimated density  $q$  by simply summing the score from left to right, and we see visually that the estimator is excellent.

Every value  $\hat{r}(x_i)$  for  $i = 1, \dots, M$  is treated as a free parameter. Setting to 0 the derivative with respect to the  $\hat{r}(x_i)$  yields a system of linear equations in  $M$  unknowns. It can be solved exactly and this solution is plotted in Figure 3(a).

In the one-dimensional case, the estimated score can be turned into a density by integrating:  $q(x) \propto \exp\left(\sum_{x_i < x} \frac{\hat{r}(x_i) - x_i}{\lambda}\right)$ . As expected, we get into numerical instabilities as  $\lambda$  becomes too small, but for  $\lambda = 10^{-4}$  we can verify that  $\max_{x_i \in [-10, 10]} |p(x) - q(x)| \leq 2.6 \times 10^{-4}$ , and  $q$  is visually seen as a good fit to the data generating density  $p$  in Figure 3(b).

This example supports the claim of Theorem 2. That is, the minimizer of the loss 4 behaves as  $x + \lambda \frac{\partial \log p(x)}{\partial x} + o(\lambda)$  as  $\lambda \rightarrow 0$ . This is illustrated by showing how the best numerical solution to a discretized version of the problem has exactly that behavior.

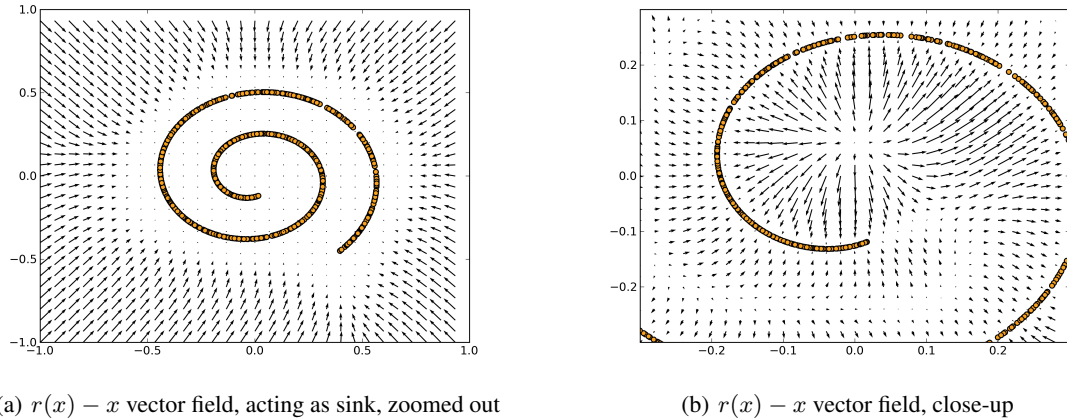


Figure 4: The original 2-D data from the data generating density  $p(x)$  is plotted along with the vector field defined by the values of  $r(x) - x$  for trained auto-encoders (corresponding to the estimation of the score  $\frac{\partial \log p(x)}{\partial x}$ ).

### 3.2.3 Vector Field around a Manifold

We extend experimentation to a 1-dimensional manifold in 2-D space, in which one can visualize the vector field, and we go from the non-parametric estimator of the previous section to an actual auto-encoder trained by numerically minimizing the regularized reconstruction error.

Two-dimensional data points  $(x, y)$  were generated along a spiral according to the following equations:

$$x = 0.04 \sin(t), \quad y = 0.04 \cos(t), \quad t \sim \text{Uniform}(3, 12)$$

A denoising auto-encoder was trained with Gaussian corruption noise  $\sigma = 0.01$ . The encoder is  $f(x) = \tanh(b + Wx)$  and the decoder is  $g(h) = c + Vh$ . The parameters  $(b, c, V, W)$  are optimized by BFGS to minimize the average squared error, using a fixed training set of 10 000 samples (i.e. the same corruption noises were sampled once and for all). We found better results with untied weights, and BFGS gave more accurate models than stochastic gradient descent. We used 1000 hidden units and ran BFGS for 1000 iterations.

The non-convexity of the problem makes it such that the solution found depends on the initialization parameters. The random corruption noise used can also influence the final outcome. Moreover, the fact that we are using a finite training sample size with reasonably small noise may allow for undesirable behavior of  $r$  in regions far away from the training samples. For those reasons, we trained the model multiple times and selected two of the most visually appealing outcomes. These are found in Figure 4 which features a more global perspective along with a close-up view.

Figure 4 shows the data along with the learned score function (shown as a vector field). We see that the vector field points towards the nearest high-density point on the data manifold. The vector field is close to zero near the manifold (i.e. the reconstruction error is close to zero), also corresponding to peaks of the implicitly estimated density. The points on the manifolds play the role of sinks for the vector field. *Other places where reconstruction error may be low, but where the implicit density is not high, are sources of the vector field.* In Figure 4(b) we can see that we have that kind of behavior halfway between two sections of the manifold. This shows that reconstruction error plays a very different role as what was previously hypothesized: whereas Ranzato *et al.* (2008) viewed reconstruction error as an *energy function*, our analysis suggests that in regularized auto-encoders, it is the norm of an approximate score, i.e., the derivative of the energy w.r.t. input. Note that the norm of the score should be small near training examples (corresponding to local maxima of density) but it could also be small at other places corresponding to *local minima of density*. This is indeed what happens in the spiral example shown. It may happen whenever there are high-density regions separated by a low-density region: tracing paths from one high-density region to another should cross a “median” lower-dimensional region (a manifold) where the density has a local maximum along the path direction. The reason such a median region is needed is because at these points the vectors  $r(x) - x$  must change sign: on one side of the median they point to one of the high-density regions while on the other side they point to the other, as clearly visible in Figure 4(b)(b) between the arms of the spiral.

We believe that this analysis is valid not just for contractive and denoising auto-encoders, but for regularized auto-encoders in general. The intuition behind this statement can be firmed up by analyzing Figure 2: the score-like behavior of  $r(x) - x$  arises simply out of the opposing forces of (a) trying to make  $r(x) = x$  at the training examples and (b) trying to make  $r(x)$  as regularized as possible (as close to a constant as possible).

Note that previous work (Rifai *et al.*, 2012; Bengio *et al.*, 2013) has already shown that contractive auto-encoders (especially when they are stacked in a way similar to RBMs in a Deep Belief Net) learn good models of high-dimensional data (such as images), and that these models can be used not just to obtain good representations for classification tasks but that good quality samples can be obtained from the model, by a random walk near the manifold of high-density. This was achieved by essentially following the vector field and adding noise along the way.

### 3.2.4 Missing $\lambda$

When we are in the same setting as in section 3.2.1 but the value of  $\lambda$  is unknown, we can modify (8) a bit and avoid dividing by  $\lambda$ . That is, for a trained reconstruction function  $r(x)$  given to us we just take the quantity  $r(x) - x$  and it should be approximately the score *up to a multiplicative constant*.

$$r(x) - x \propto \frac{\partial \log p(x)}{\partial x}$$

Equivalently, if one estimates the density via an energy function (minus the unnormalized log density), then  $x - r(x)$  estimates the gradient of the energy function.

We still have to assume that  $\lambda$  is small. Otherwise, if the unknown  $\lambda$  is too large we might get a poor estimation of the score.

### 3.2.5 Limited parameterization

We should also be concerned about the fact that  $r(x) - x$  is trying to approximate  $\frac{\partial E(x)}{\partial x}$  as  $\lambda \rightarrow 0$  but we have not made any assumptions about the space of functions that  $r$  can represent when we are dealing with a specific implementation.

When using a certain parameterization of  $r$  such as the one from section 3.2.2, there is no guarantee that the family of functions in which we select  $r$  each represent a conservative vector field (i.e. the gradient of a potential function). Even if we start from a density  $p(x) \propto \exp(-E(x))$  and we have that  $r(x) - x$  is very close to  $-\nabla E(x)$  in terms of some given norm, there is not guarantee that there exists an associated function  $E_0(x)$  for which  $r(x) - x \propto -\nabla E_0(x)$  and  $E_0(x) \approx E(x)$ .

In fact, in many cases we can trivially show the non-existence of such a  $E_0(x)$  by computing the curl of  $r(x)$ . The curl has to be equal to 0 everywhere if  $r(x)$  is indeed the gradient of a potential function. We can omit the  $x$  terms from the computations because we can easily find its antiderivative by looking at  $x = \nabla \|x\|_2^2$ .

Conceptually, another way to see this is to argue that if such a function  $E_0(x)$  existed, its second-order mixed derivatives should be equal. That is, we should have that

$$\frac{\partial^2 E_0(x)}{\partial x_i \partial x_j} = \frac{\partial^2 E_0(x)}{\partial x_j \partial x_i} \quad \forall i, j,$$

which is equivalent to

$$\frac{\partial r_i(x)}{\partial x_j} = \frac{\partial r_j(x)}{\partial x_i} \quad \forall i, j.$$

Again in the context of section 3.2.2, with the parameterization used for that particular kind of denoising auto-encoder, this would yield the constraint that  $V^T = W$ . That is, unless we are using tied weights, we know that no such potential  $E_0(x)$  exists, and yet when running the experiments from section 3.2.2 we obtained much better results with untied weights. To make things worse, it can also be demonstrated that the energy function that we get from tied weights leads to a distribution that is not normalizable (it has a divergent integral over  $\mathbb{R}^d$ ). In that sense, this suggests that we should not worry too much about the exact parameterization of the denoising auto-encoder as long as it has the required flexibility to approximate the optimal reconstruction function sufficiently well.

### 3.2.6 Relation to Denoising Score Matching

There is a connection between our results and previous research involving score matching for denoising auto-encoders. We will summarize here the existing results from Vincent (2011) and show that, whereas they have shown that denoising auto-encoders with a particular form estimated the score, our results extend this to a very large family of estimators (including the non-parametric case). This will provide some reassurance given some of the potential issues mentioned in section 3.2.5.

Motivated by the analysis of denoising auto-encoders, Vincent (2011) are concerned with the case where we explicitly parametrize an energy function  $\mathcal{E}(x)$ , yielding an associated score function  $\psi(x) = -\frac{\partial \mathcal{E}(x)}{\partial x}$  and we stochastically corrupt the original samples  $x \sim p$  to obtain noisy samples  $\tilde{x} \sim q_\sigma(\tilde{x}|x)$ . In particular, the article analyzes the case where  $q_\sigma$  adds Gaussian noise of variance  $\sigma^2$  to  $x$ . The main result is that minimizing the expected square difference between  $\psi(\tilde{x})$  and the score of  $q_\sigma(\tilde{x}|x)$ ,

$$E_{x, \tilde{x}}[\|\psi(\tilde{x}) - \frac{\partial \log q_\sigma(\tilde{x}|x)}{\partial \tilde{x}}\|^2],$$

is equivalent to performing *score matching* (Hyvärinen, 2005) with estimator  $\psi(\tilde{x})$  and target density  $q_\sigma(\tilde{x}) = \int q_\sigma(\tilde{x}|x)p(x)dx$ , where  $p(x)$  generates the training samples  $x$ . Note that when a finite training set is used,  $q_\sigma(\tilde{x})$  is simply a smooth of the empirical distribution (e.g. the Parzen density with Gaussian kernel of width  $\sigma$ ). When the corruption noise is Gaussian,  $\frac{q_\sigma(\tilde{x}|x)}{\partial \tilde{x}} = \frac{x - \tilde{x}}{\sigma^2}$ , from which we can deduce that if we define a reconstruction function

$$r(\tilde{x}) = \tilde{x} + \sigma^2 \psi(\tilde{x}), \tag{9}$$



then the above expectation is equivalent to

$$E_{x,\tilde{x}}\left[\left\|\frac{r(\tilde{x}) - \tilde{x}}{\sigma^2} - \frac{x - \tilde{x}}{\sigma^2}\right\|^2\right] = \frac{1}{\sigma^2} E_{x,\tilde{x}}\left[\|r(\tilde{x}) - x\|^2\right]$$

which is the denoising criterion. This says that when the reconstruction function  $r$  is parametrized so as to correspond to the score  $\psi$  of a model density (as per eq. 9, and where  $\psi$  is a derivative of some log-density), the denoising criterion on  $r$  with Gaussian corruption noise is equivalent to score matching with respect to a smooth of the data generating density, i.e., a regularized form of score matching. Note that this regularization appears desirable, because matching the score of the empirical distribution (or an insufficiently smoothed version of it) could yield undesirable results when the training set is finite. Since score matching has been shown to be a consistent induction principle (Hyvärinen, 2005), it means that this *denoising score matching* (Vincent, 2011; Kingma and LeCun, 2010; Swersky *et al.*, 2011) criterion recovers the underlying density, up to the smoothing induced by the noise of variance  $\sigma^2$ . By making  $\sigma^2$  small, we can make the estimator arbitrarily good (and we would expect to want to do that as the amount of training data increases). Note the correspondance of this conclusion with the results presented here, which show that (1)  $\lambda = \sigma^2$  and (2) that minimizing the equivalent analytic criterion (based on a contraction penalty) estimates the score when  $\lambda$  is small. The difference is that our result holds even when  $r$  is not parametrized as per eq. 9, i.e., is not forced to correspond with the score function of a density.

### 3.3 Estimating the Hessian

Since we have  $\frac{r(x)-x}{\lambda}$  as an estimator of the score, we readily obtain that the Hessian of the log-density, can be estimated by the Jacobian of the reconstruction function minus the identity matrix:

$$\frac{\partial^2 \log p(x)}{\partial x^2} \approx \left(\frac{\partial r(x)}{\partial x} - I\right)/\lambda$$

as shown by equation (6) of Theorem 2.

Besides first and second derivatives of the density, other local properties of the density are its local mean and local covariance, discussed in the Appendix, section 5.3.

## 4 Conclusion

Whereas auto-encoders have long been suspected of capturing information about the data generating density, this work has clarified what some of them are actually doing, showing that they can actually implicitly recover the data generating density altogether. We have shown that regularized auto-encoders such as the Denoising Auto-Encoder and a form of Contractive Auto-Encoder are closely related to each other and estimate local properties of the data generating density: the first derivative (score) and second derivative of the log-density, as well as the local mean. This contradicts the previous interpretation of reconstruction error as being an energy function (Ranzato *et al.*, 2008) but is consistent with our experimental findings. Our results do not require the reconstruction function to correspond to the derivative of an energy function as in Vincent (2011), but hold simply by virtue of minimizing the regularized reconstruction error training criterion. This suggests that minimizing a regularized reconstruction error may be an alternative to maximum likelihood for unsupervised learning, avoiding the need for MCMC in the inner loop of training, as in RBMs and Deep Boltzmann Machines, analogously to Score Matching (Hyvärinen, 2005; Vincent, 2011). Toy experiments has confirmed that a good estimator of the density can be obtained when this criterion is non-parametrically minimized.

Many questions remain open and deserve futher study. A big question is how to generalize these ideas to discrete data, since we have heavily relied on the notions of scores, i.e., of derivatives with respect to  $x$ . A natural extension of the notion of score that could be applied to discrete data is the notion of *relative energy*, or energy difference between a point  $x$  and a perturbation  $\tilde{x}$  of  $x$ . This notion has already been successfully applied to obtain the equivalent of score matching for discrete models, namely ratio matching (Hyvärinen, 2007).

It would also be interesting to generalize the results presented here to other regularized auto-encoders besides the denoising and contractive types. In particular, the commonly used sparse auto-encoders seem to fit the qualitative pattern illustrated in 2 where a score-like vector field arises out of the opposing forces of minimizing reconstruction error and regularizing the auto-encoder.

We have mostly considered the harder case where the auto-encoder parametrization does not guarantee the existence of an analytic formulation of an energy function. It would be interesting to compare experimentally and study mathematically these two formulations to assess how much is lost (because the score function may be somehow inconsistent) or gained (because of the less constrained parametrization).

Another interesting question, following up from Rifai *et al.* (2012) and Bengio *et al.* (2012a), is how to exploit the score estimator to sample from the implicit density estimator captured by the auto-encoder.

## Acknowledgements

The authors thank Salah Rifai and Pascal Vincent for fruitful discussions, and acknowledge the funding support from NSERC, Canada Research Chairs and CIFAR.

## References

- Bengio, Y. (2009). Learning deep architectures for AI. *Foundations and Trends in Machine Learning*, **2**(1), 1–127. Also published as a book. Now Publishers, 2009.
- Bengio, Y. and Delalleau, O. (2011). On the expressive power of deep architectures. In *ALT'2011*.
- Bengio, Y., Lamblin, P., Popovici, D., and Larochelle, H. (2007). Greedy layer-wise training of deep networks. In *NIPS 19*, pages 153–160. MIT Press.
- Bengio, Y., Alain, G., and Rifai, S. (2012a). Implicit density estimation by local moment matching to sample from auto-encoders. Technical report, arXiv:1207.0057.
- Bengio, Y., Courville, A., and Vincent, P. (2012b). Unsupervised feature learning and deep learning: A review and new perspectives. Technical report, arXiv:1206.5538.
- Bengio, Y., Mesnil, G., Dauphin, Y., and Rifai, S. (2013). Better mixing via deep representations. In *ICML'2013*.
- Cayton, L. (2005). Algorithms for manifold learning. Technical Report CS2008-0923, UCSD.
- Dacorogna, B. (2004). *Introduction to the Calculus of Variations*. World Scientific Publishing Company.
- Gregor, K., Szlam, A., and LeCun, Y. (2011). Structured sparse coding via lateral inhibition. In *Advances in Neural Information Processing Systems (NIPS 2011)*, volume 24.
- Hinton, G. E., Osindero, S., and Teh, Y. (2006). A fast learning algorithm for deep belief nets. *Neural Computation*, **18**, 1527–1554.
- Hyvärinen, A. (2005). Estimation of non-normalized statistical models using score matching. *Journal of Machine Learning Research*, **6**, 695–709.
- Hyvärinen, A. (2007). Some extensions of score matching. *Computational Statistics and Data Analysis*, **51**, 2499–2512.
- Jain, V. and Seung, S. H. (2008). Natural image denoising with convolutional networks. In *NIPS'08*, pages 769–776.
- Kavukcuoglu, K., Ranzato, M., Fergus, R., and LeCun, Y. (2009). Learning invariant features through topographic filter maps. In *Proceedings of the Computer Vision and Pattern Recognition Conference (CVPR'09)*, pages 1605–1612. IEEE.
- Kingma, D. and LeCun, Y. (2010). Regularized estimation of image statistics by score matching. In J. Lafferty, C. K. I. Williams, J. Shawe-Taylor, R. Zemel, and A. Culotta, editors, *Advances in Neural Information Processing Systems 23*, pages 1126–1134.
- Lee, H., Grosse, R., Ranganath, R., and Ng, A. Y. (2009). Convolutional deep belief networks for scalable unsupervised learning of hierarchical representations. In L. Bottou and M. Littman, editors, *ICML 2009*. ACM, Montreal (Qc), Canada.
- Narayanan, H. and Mitter, S. (2010). Sample complexity of testing the manifold hypothesis. In *NIPS'2010*.
- Olshausen, B. A. and Field, D. J. (1997). Sparse coding with an overcomplete basis set: a strategy employed by V1? *Vision Research*, **37**, 3311–3325.
- Ranzato, M., Poultney, C., Chopra, S., and LeCun, Y. (2007). Efficient learning of sparse representations with an energy-based model. In *NIPS'06*, pages 1137–1144. MIT Press.
- Ranzato, M., Boureau, Y.-L., and LeCun, Y. (2008). Sparse feature learning for deep belief networks. In *NIPS'07*, pages 1185–1192, Cambridge, MA. MIT Press.
- Rifai, S., Vincent, P., Muller, X., Glorot, X., and Bengio, Y. (2011a). Contracting auto-encoders: Explicit invariance during feature extraction. In *Proceedings of the Twenty-eight International Conference on Machine Learning (ICML'11)*.
- Rifai, S., Dauphin, Y., Vincent, P., Bengio, Y., and Muller, X. (2011b). The manifold tangent classifier. In *NIPS'2011*. Student paper award.

- Rifai, S., Bengio, Y., Dauphin, Y., and Vincent, P. (2012). A generative process for sampling contractive autoencoders. In *ICML'2012*.
- Salakhutdinov, R. and Hinton, G. (2009). Deep Boltzmann machines. In *Proceedings of the Twelfth International Conference on Artificial Intelligence and Statistics (AISTATS 2009)*, volume 8.
- Swersky, K., Ranzato, M., Buchman, D., Marlin, B., and de Freitas, N. (2011). On score matching for energy based models: Generalizing autoencoders and simplifying deep learning. In *Proc. ICML'2011*. ACM.
- Vincent, P. (2011). A connection between score matching and denoising autoencoders. *Neural Computation*, **23**(7), 1661–1674.
- Vincent, P., Larochelle, H., Bengio, Y., and Manzagol, P.-A. (2008). Extracting and composing robust features with denoising autoencoders. In *ICML'08*, pages 1096–1103. ACM.

## 5 Appendix

### 5.1 Relationship between Contractive Penalty and Denoising Criterion

**Theorem 1.** *When using corruption noise  $N(x) = x + \epsilon$  with*

$$\epsilon \sim \mathcal{N}(0, \sigma^2 I),$$

*the objective function  $\mathcal{L}_{DAE}$  is*

$$\mathcal{L}_{DAE} = \frac{1}{2} \left( \mathbb{E} [\|x - r(x)\|^2] + \sigma^2 \mathbb{E} \left[ \left\| \frac{\partial r(x)}{\partial x} \right\|_F^2 \right] \right) + o(\sigma^2)$$

*as  $\sigma \rightarrow 0$ .*

*Proof.* With a Taylor expansion around  $x$  we have that

$$r(x + \epsilon) = r(x) + \frac{\partial r(x)}{\partial x} \epsilon + o(\sigma^2).$$

Substituting this into  $\mathcal{L}_{DAE}$  we have that

$$\begin{aligned} \mathcal{L}_{DAE} &= \mathbb{E} \left[ \frac{1}{2} \left\| x - \left( r(x) + \frac{\partial r(x)}{\partial x} \epsilon + o(\sigma^2) \right) \right\|^2 \right] \\ &= \frac{1}{2} \left( \mathbb{E} [\|x - r(x)\|^2] - 2E[\epsilon]^T \mathbb{E} \left[ \frac{\partial r(x)}{\partial x} \right]^T (x - r(x)) \right] \\ &\quad + \frac{1}{2} \text{Tr} \left( \mathbb{E} [\epsilon \epsilon^T] \mathbb{E} \left[ \frac{\partial r(x)}{\partial x} \right]^T \frac{\partial r(x)}{\partial x} \right) + o(\sigma^2) \\ &= \frac{1}{2} \left( \mathbb{E} [\|x - r(x)\|^2] + \sigma^2 \mathbb{E} \left[ \left\| \frac{\partial r(x)}{\partial x} \right\|_F^2 \right] \right) + o(\sigma^2) \end{aligned} \quad (10)$$

where in the second line we used the independance of the noise from  $x$  and properties of the trace, while in the last line we used  $\mathbb{E} [\epsilon \epsilon^T] = \sigma^2 I$  and  $\mathbb{E} [\epsilon] = 0$  by definition of  $\epsilon$ .  $\square$

### 5.2 Calculus of Variations

**Theorem 2.** *Let  $p$  be a probability density function that is continuously differentiable once and with support  $\mathbb{R}^d$  (i.e.  $\forall x \in \mathbb{R}^d$  we have  $p(x) \neq 0$ ). Let  $\mathcal{L}_\lambda$  be the loss function defined by*

$$\mathcal{L}_\lambda(r) = \int_{\mathbb{R}^d} p(x) \left[ \|r(x) - x\|_2^2 + \lambda \left\| \frac{\partial r(x)}{\partial x} \right\|_F^2 \right] dx$$

*for  $r : \mathbb{R}^d \rightarrow \mathbb{R}^d$  assumed to be differentiable twice, and  $0 \leq \lambda \in \mathbb{R}$  used as factor to the penalty term.*

*Let  $r_\lambda^*(x)$  denote the optimal function that minimizes  $\mathcal{L}_\lambda$ . Then we have that*

$$r_\lambda^*(x) = x + \lambda \frac{\partial \log p(x)}{\partial x} + o(\lambda) \quad \text{as } \lambda \rightarrow 0.$$

Moreover, we also have the following expression for the derivative

$$\frac{\partial r_\lambda^*(x)}{\partial x} = I + \lambda \frac{\partial^2 \log p(x)}{\partial x^2} + o(\lambda) \quad \text{as } \lambda \rightarrow 0.$$

Both these asymptotic expansions are to be understood in a context where we consider  $\{r_\lambda^*(x)\}_{\lambda \geq 0}$  to be a family of optimal functions minimizing  $\mathcal{L}_\lambda$  for their corresponding value of  $\lambda$ . The asymptotic expansions are applicable point-wise in  $x$ , that is, with any fixed  $x$  we look at the behavior as  $\lambda \rightarrow 0$ .

*Proof.* This proof is done in two parts. In the first part, the objective is to get to equation (13) that has to be satisfied for the optimum solution.

We will leave out the  $\lambda$  indices from the expressions involving  $r(x)$  to make the notation lighter. We have a more important need for indices  $k$  in  $r_k(x)$  that denote the  $d$  components of  $r(x) \in \mathbb{R}^d$ .

We treat  $\lambda$  as given and constant for the first part of this proof.

In the second part we work out the asymptotic expansion in terms of  $\lambda$ . We again work with the implicit dependence of  $r(x)$  on  $\lambda$ .

(part 1 of the proof)

We make use of the Euler-Lagrange equation from the Calculus of Variations. We would refer the reader to either (Dacorogna, 2004) or Wikipedia for more on the topic. Let

$$f(x_1, \dots, x_n, r, r_{x_1}, \dots, r_{x_n}) = p(x) \left[ \|r(x) - x\|_2^2 + \lambda \left\| \frac{\partial r(x)}{\partial x} \right\|_F^2 \right]$$

where  $x = (x_1, \dots, x_d)$ ,  $r(x) = (r_1(x), \dots, r_d(x))$  and  $r_{x_i} = \frac{\partial f}{\partial x_i}$ .

We can rewrite the loss  $\mathcal{L}(r)$  more explicitly as

$$\begin{aligned} \mathcal{L}(r) &= \int_{\mathbb{R}^d} p(x) \left[ \sum_{i=1}^d (r_i(x) - x_i)^2 + \lambda \sum_{i=1}^d \sum_{j=1}^d \frac{\partial r_i(x)}{\partial x_j}^2 \right] dx \\ &= \sum_{i=1}^d \int_{\mathbb{R}^d} p(x) \left[ (r_i(x) - x_i)^2 + \lambda \sum_{j=1}^d \frac{\partial r_i(x)}{\partial x_j}^2 \right] dx \end{aligned} \quad (11)$$

to observe that the components  $r_1(x), \dots, r_d(x)$  can each be optimized separately.

The Euler-Lagrange equation to be satisfied at the optimal  $r : \mathbb{R}^d \rightarrow \mathbb{R}^d$  is

$$\frac{\partial f}{\partial r} = \sum_{i=1}^d \frac{\partial}{\partial x_i} \frac{\partial f}{\partial r_{x_i}}.$$

In our situation, the expressions from that equation are given by

$$\frac{\partial f}{\partial r} = 2(r(x) - x)p(x)$$

$$\frac{\partial f}{\partial r_{x_i}} = 2\lambda p(x) \left[ \frac{\partial r_1}{\partial x_i} \quad \frac{\partial r_2}{\partial x_i} \quad \dots \quad \frac{\partial r_d}{\partial x_i} \right]^T$$

$$\begin{aligned} \frac{\partial}{\partial x_i} \left( \frac{\partial f}{\partial r_{x_i}} \right) &= 2\lambda \frac{\partial p(x)}{\partial x_i} \left[ \frac{\partial r_1}{\partial x_i} \quad \frac{\partial r_2}{\partial x_i} \quad \dots \quad \frac{\partial r_d}{\partial x_i} \right]^T \\ &\quad + 2\lambda p(x) \left[ \frac{\partial^2 r_1}{\partial x_i^2} \quad \frac{\partial^2 r_2}{\partial x_i^2} \quad \dots \quad \frac{\partial^2 r_d}{\partial x_i^2} \right]^T \end{aligned}$$

and the equality to be satisfied at the optimum becomes

$$(r(x) - x)p(x) = \lambda \sum_{i=1}^d \begin{bmatrix} \frac{\partial p(x)}{\partial x_i} \frac{\partial r_1}{\partial x_i} + p(x) \frac{\partial^2 r_1}{\partial x_i^2} \\ \vdots \\ \frac{\partial p(x)}{\partial x_i} \frac{\partial r_d}{\partial x_i} + p(x) \frac{\partial^2 r_d}{\partial x_i^2} \end{bmatrix}. \quad (12)$$

As equation (11) hinted, the expression (12) can be decomposed into the different components  $r_k(x) : \mathbb{R}^d \rightarrow \mathbb{R}$  that make  $r$ . For  $k = 1, \dots, d$  we get

$$(r_k(x) - x_k)p(x) = \lambda \sum_{i=1}^d \left( \frac{\partial p(x)}{\partial x_i} \frac{\partial r_k(x)}{\partial x_i} + p(x) \frac{\partial^2 r_k(x)}{\partial x_i^2} \right).$$

As  $p(x) \neq 0$  by hypothesis, we can divide all the terms by  $p(x)$  and note that  $\frac{\partial p(x)}{\partial x_i} / p(x) = \frac{\partial \log p(x)}{\partial x_i}$ .

We get

$$r_k(x) - x_k = \lambda \sum_{i=1}^d \left( \frac{\partial \log p(x)}{\partial x_i} \frac{\partial r_k(x)}{\partial x_i} + \frac{\partial^2 r_k(x)}{\partial x_i^2} \right). \quad (13)$$

This first thing to observe is that when  $\lambda = 0$  the solution is just  $r_k(x) = x_k$ , which translates into  $r(x) = x$ . This is not a surprise because it represents the perfect reconstruction value that we get when the penalty term vanishes in the loss function.

*(part 2 of the proof)*

This linear partial differential equation (13) can be used as a recursive relation for  $r_k(x)$  to obtain a Taylor series in  $\lambda$ . The goal is to obtain an expression of the form

$$r(x) = x + \lambda h(x) + o(\lambda) \quad \text{as } \lambda \rightarrow 0 \quad (14)$$

where we can solve for  $h(x)$  and for which we also have that

$$\frac{\partial r(x)}{\partial x} = I + \lambda \frac{\partial h(x)}{\partial x} + o(\lambda) \quad \text{as } \lambda \rightarrow 0.$$

We can substitute in the right-hand side of equation (14) the value for  $r_k(x)$  that we get from equation (14) itself. This substitution would be pointless in any other situation where we are not trying to get a power series in terms of  $\lambda$  around 0.

$$r_k(x) = x_k + \lambda \sum_{i=1}^d \left( \frac{\partial \log p(x)}{\partial x_i} \frac{\partial r_k(x)}{\partial x_i} + \frac{\partial^2 r_k(x)}{\partial x_i^2} \right) \quad (15)$$

$$= x_k + \lambda \sum_{i=1}^d \left( \frac{\partial \log p(x)}{\partial x_i} \frac{\partial}{\partial x_i} \left( x_k + \lambda \sum_{j=1}^d \left( \frac{\partial \log p(x)}{\partial x_j} \frac{\partial r_k(x)}{\partial x_j} + \frac{\partial^2 r_k(x)}{\partial x_j^2} \right) \right) \right) \quad (16)$$

$$+ \lambda \sum_{i=1}^d \frac{\partial^2 r_k(x)}{\partial x_i^2} \quad (17)$$

$$= x_k + \lambda \sum_{i=1}^d \frac{\partial \log p(x)}{\partial x_i} \mathbb{I}(i = k) + \lambda \sum_{i=1}^d \frac{\partial^2 r_k(x)}{\partial x_i^2} \quad (18)$$

$$+ \lambda^2 \sum_{i=1}^d \sum_{j=1}^d \left( \frac{\partial \log p(x)}{\partial x_i} \frac{\partial}{\partial x_i} \left( \frac{\partial \log p(x)}{\partial x_j} \frac{\partial r_k(x)}{\partial x_j} + \frac{\partial^2 r_k(x)}{\partial x_j^2} \right) \right) \quad (19)$$

$$r_k(x) = x_k + \lambda \frac{\partial \log p(x)}{\partial x_k} + \lambda \sum_{i=1}^d \frac{\partial^2 r_k(x)}{\partial x_i^2} + \lambda^2 \rho(\lambda, x) \quad (20)$$

Now we would like to get rid of that  $\lambda \sum_{i=1}^d \frac{\partial^2 r_k(x)}{\partial x_i^2}$  term by showing that it is a term that involves only powers of  $\lambda^2$  or higher. We get this by showing what we get by differentiating the expression for  $r_k(x)$  in line (20) twice with respect to some  $l$ .

$$\begin{aligned}\frac{\partial r_k(x)}{\partial x_l} &= \mathbb{I}(i=l) + \lambda \frac{\partial^2 \log p(x)}{\partial x_l \partial x_k} + \lambda \frac{\partial}{\partial x_l} \left( \sum_{i=1}^d \frac{\partial^2 r_k(x)}{\partial x_i^2} + \lambda \rho(\lambda, x) \right) \\ \frac{\partial^2 r_k(x)}{\partial x_l^2} &= \lambda \frac{\partial^3 \log p(x)}{\partial x_l^2 \partial x_k} + \lambda \frac{\partial}{\partial x_l^2} \left( \sum_{i=1}^d \frac{\partial^2 r_k(x)}{\partial x_i^2} + \lambda \rho(\lambda, x) \right)\end{aligned}$$

Since  $\lambda$  is a common factor in all the terms of the expression of  $\frac{\partial^2 r_k(x)}{\partial x_l^2}$  we get what we needed. That is,

$$r_k(x) = x_k + \lambda \frac{\partial \log p(x)}{\partial x_k} + \lambda^2 \eta(\lambda, x).$$

This shows that

$$r(x) = x + \lambda \frac{\partial \log p(x)}{\partial x} + o(\lambda) \quad \text{as } \lambda \rightarrow 0$$

and

$$\frac{\partial r(x)}{\partial x} = I + \lambda \frac{\partial^2 \log p(x)}{\partial x^2} + o(\lambda) \quad \text{as } \lambda \rightarrow 0$$

which completes the proof.  $\square$

### 5.3 Local Mean

In preliminary work (Bengio *et al.*, 2012a), we studied how the optimal reconstruction could possibly estimate so-called local moments. We revisit this question here, with more appealing and precise results.

What previous work on denoising and contractive auto-encoders suggest is that regularized auto-encoders can *capture the local structure of the density* through the value of the encoding (or reconstruction) function and its derivative. In particular, Rifai *et al.* (2012); Bengio *et al.* (2012a) argue that the first and second derivatives tell us in which directions it makes sense to randomly move while preserving or increasing the density, which may be used to justify sampling procedures. This motivates us here to study so-called local moments as captured by the auto-encoder, and in particular the local mean, following the definitions introduced in Bengio *et al.* (2012a).

#### 5.3.1 Definitions for Local Distributions

Let  $p$  be a continuous probability density function with support  $\mathbb{R}^d$ . That is,  $\forall x \in \mathbb{R}^d$  we have that  $p(x) \neq 0$ . We define below the notion of a *local ball*  $B_\delta(x_0)$ , along with an associated *local density*, which is the normalized product of  $p$  with the indicator for the ball:

$$\begin{aligned}B_\delta(x_0) &= \{x \text{ s.t. } \|x - x_0\|_2 < \delta\} \\ Z_\delta(x_0) &= \int_{B_\delta(x_0)} p(x) dx \\ p_\delta(x|x_0) &= \frac{1}{Z_\delta(x_0)} p(x) \mathbb{I}(x \in B_\delta(x_0))\end{aligned}$$

where  $Z_\delta(x_0)$  is the normalizing constant required to make  $p_\delta(x|x_0)$  a valid pdf for a distribution centered on  $x_0$ . The support of  $p_\delta(x|x_0)$  is the ball of radius  $\delta$  around  $x_0$  denoted by  $B_\delta(x_0)$ . We stick to the 2-norm in terms of defining the balls  $B_\delta(x_0)$  used, but everything could be rewritten in terms of another  $p$ -norm to have slightly different formulas.

We use the following notation for what will be referred to as the first two *local moments* (i.e. local mean and local covariance) of the random variable described by  $p_\delta(x|x_0)$ .

$$m_\delta(x_0) \stackrel{def}{=} \int_{\mathbb{R}^d} x p_\delta(x|x_0) dx$$

$$C_\delta(x_0) \stackrel{def}{=} \int_{\mathbb{R}^d} (x - m_\delta(x_0))(x - m_\delta(x_0))^T p_\delta(x|x_0) dx$$

Based on these definitions, one can prove the following theorem.

**Theorem 3.** *Let  $p$  be of class  $C^3$  and represent a probability density function. Let  $x_0 \in \mathbb{R}^d$  with  $p(x_0) \neq 0$ . Then we have that*

$$m_\delta(x_0) = x_0 + \delta^2 \frac{1}{d+2} \frac{\partial \log p(x)}{\partial x} \Big|_{x_0} + o(\delta^3).$$

This links the local mean of a density with the score associated with that density. Combining this theorem with Theorem 2, we obtain that the optimal reconstruction function  $r^*(\cdot)$  also estimates the local mean:

$$m_\delta(x) - x = \frac{\delta^2}{\lambda(d+2)} (r^*(x) - x) + A(\delta) + \delta^2 B(\lambda) \quad (21)$$

for error terms  $A(\delta), B(\lambda)$  such that

$$\begin{aligned} A(\delta) &\in o(\delta^3) \quad \text{as } \delta \rightarrow 0, \\ B(\lambda) &\in o(1) \quad \text{as } \lambda \rightarrow 0. \end{aligned}$$

This means that we can loosely estimate the *direction* to the local mean by the direction of the reconstruction:

$$m_\delta(x) - x \propto r^*(x) - x. \quad (22)$$

#### 5.4 Asymptotic formulas for localised moments

**Proposition 1.** *Let  $p$  be of class  $C^2$  and let  $x_0 \in \mathbb{R}^d$ . Then we have that*

$$Z_\delta(x_0) = \delta^d \frac{\pi^{d/2}}{\Gamma(1+d/2)} \left[ p(x_0) + \delta^2 \frac{\text{Tr}(H(x_0))}{2(d+2)} + o(\delta^3) \right]$$

where  $H(x_0) = \frac{\partial^2 p(x)}{\partial x^2} \Big|_{x=x_0}$ . Moreover, we have that

$$\frac{1}{Z_\delta(x_0)} = \delta^{-d} \frac{\Gamma(1+d/2)}{\pi^{d/2}} \left[ \frac{1}{p(x_0)} - \delta^2 \frac{1}{p(x_0)^2} \frac{\text{Tr}(H(x_0))}{2(d+2)} + o(\delta^3) \right].$$

*Proof.*

$$\begin{aligned} Z_\delta(x_0) &= \int_{B_\delta(x_0)} \left[ p(x_0) + \frac{\partial p(x)}{\partial x} \Big|_{x_0} (x - x_0) + \frac{1}{2!} (x - x_0)^T H(x_0) (x - x_0) \right. \\ &\quad \left. + \frac{1}{3!} D^{(3)} p(x_0) (x - x_0) + o(\delta^3) \right] dx \\ &= p(x_0) \int_{B_\delta(x_0)} dx + 0 + \frac{1}{2} \int_{B_\delta(x_0)} (x - x_0)^T H(x_0) (x - x_0) dx + 0 + o(\delta^{d+3}) \\ &= p(x_0) \delta^d \frac{\pi^{d/2}}{\Gamma(1+d/2)} + \delta^{d+2} \frac{\pi^{d/2}}{4\Gamma(2+d/2)} \text{Tr}(H(x_0)) + o(\delta^{d+3}) \\ &= \delta^d \frac{\pi^{d/2}}{\Gamma(1+d/2)} \left[ p(x_0) + \delta^2 \frac{\text{Tr}(H(x_0))}{2(d+2)} + o(\delta^3) \right] \end{aligned}$$

We use Proposition 3 to get that trace come up from the integral involving  $H(x_0)$ . The expression for  $1/Z_\delta(x_0)$  comes from the fact that, for any  $a, b > 0$  we have that

$$\begin{aligned} \frac{1}{a + b\delta^2 + o(\delta^3)} &= \frac{a^{-1}}{1 + \frac{b}{a}\delta^2 + o(\delta^3)} = \frac{1}{a} \left( 1 - \left( \frac{b}{a}\delta^2 + o(\delta^3) \right) + o(\delta^4) \right) \\ &= \frac{1}{a} - \frac{b}{a^2}\delta^2 + o(\delta^3) \quad \text{as } \delta \rightarrow 0. \end{aligned}$$

by using the classic result from geometric series where  $\frac{1}{1+r} = 1 - r + r^2 - \dots$  for  $|r| < 1$ .

Now we just apply this to

$$\frac{1}{Z_\delta(x_0)} = \delta^{-d} \frac{\Gamma(1+d/2)}{\pi^{d/2}} \frac{1}{\left[ p(x_0) + \delta^2 \frac{\text{Tr}(H(x_0))}{2(d+2)} + o(\delta^3) \right]}$$

and get the expected result. □

**Theorem 4.** Let  $p$  be of class  $C^3$  and represent a probability density function. Let  $x_0 \in \mathbb{R}^d$  with  $p(x_0) \neq 0$ . Then we have that

$$m_\delta(x_0) = x_0 + \delta^2 \frac{1}{d+2} \frac{\partial \log p(x)}{\partial x} \Big|_{x_0} + o(\delta^3).$$

*Proof.* The leading term in the expression for  $m_\delta(x_0)$  is obtained by transforming the  $x$  in the integral into a  $x - x_0$  to make the integral easier to integrate.

$$m_\delta(x_0) = \frac{1}{Z_\delta(x_0)} \int_{B_\delta(x_0)} xp(x)dx = x_0 + \frac{1}{z_\delta(x_0)} \int_{B_\delta(x_0)} (x - x_0)p(x)dx.$$

Now using the Taylor expansion around  $x_0$

$$\begin{aligned} m_\delta(x_0) &= x_0 + \frac{1}{Z_\delta(x_0)} \int_{B_\delta(x_0)} (x - x_0) \left[ p(x_0) + \frac{\partial p(x)}{\partial x} \Big|_{x_0} (x - x_0) \right. \\ &\quad \left. + \frac{1}{2} (x - x_0)^T \frac{\partial^2 p(x)}{\partial x^2} \Big|_{x_0} (x - x_0) + o(\|x - x_0\|^2) \right] dx. \end{aligned}$$

Remember that  $\int_{B_\delta(x_0)} f(x)dx = 0$  whenever we have a function  $f$  is anti-symmetrical (or “odd”) relative to the point  $x_0$  (i.e.  $f(x - x_0) = f(-x - x_0)$ ). This applies to the terms  $(x - x_0)p(x_0)$  and  $(x - x_0)(x - x_0)^T \frac{\partial^2 p(x)}{\partial x^2} \Big|_{x_0} (x - x_0)$ . Hence we use Proposition 2 to get

$$\begin{aligned} m_\delta(x_0) &= x_0 + \frac{1}{Z_\delta(x_0)} \int_{B_\delta(x_0)} \left[ (x - x_0)^T \frac{\partial p(x)}{\partial x} \Big|_{x_0} (x - x_0) + o(\|x - x_0\|^3) \right] dx \\ &= x_0 + \frac{1}{Z_\delta(x_0)} \left( \delta^{d+2} \frac{\pi^{\frac{d}{2}}}{2\Gamma(2 + \frac{d}{2})} \right) \frac{\partial p(x)}{\partial x} \Big|_{x_0} + o(\delta^3). \end{aligned}$$

Now, looking at the coefficient in front of  $\frac{\partial p(x)}{\partial x} \Big|_{x_0}$  in the first term, we can use Proposition 1 to rewrite it as

$$\begin{aligned} \frac{1}{Z_\delta(x_0)} \left( \delta^{d+2} \frac{\pi^{\frac{d}{2}}}{2\Gamma(2 + \frac{d}{2})} \right) &= \delta^{-d} \frac{\Gamma(1+d/2)}{\pi^{d/2}} \left[ \frac{1}{p(x_0)} - \delta^2 \frac{1}{p(x_0)^2} \frac{\text{Tr}(H(x_0))}{2(d+2)} + o(\delta^3) \right] \delta^{d+2} \frac{\pi^{\frac{d}{2}}}{2\Gamma(2 + \frac{d}{2})} \\ &= \delta^2 \frac{\Gamma(1 + \frac{d}{2})}{2\Gamma(2 + \frac{d}{2})} \left[ \frac{1}{p(x_0)} - \delta^2 \frac{1}{p(x_0)^2} \frac{\text{Tr}(H(x_0))}{2(d+2)} + o(\delta^3) \right] = \delta^2 \frac{1}{p(x_0)} \frac{1}{d+2} + o(\delta^3). \end{aligned}$$

There is no reason to keep the  $-\delta^4 \frac{\Gamma(1+\frac{d}{2})}{2\Gamma(2+\frac{d}{2})} \frac{1}{p(x_0)^2} \frac{\text{Tr}(H(x_0))}{2(d+2)}$  in the above expression because the asymptotic error from the remainder term in the main expression is  $o(\delta^3)$ . That would swallow our exact expression for  $\delta^4$  and make it useless.



We end up with

$$m_\delta(x_0) = x_0 + \delta^2 \frac{1}{d+2} \left. \frac{\partial \log p(x)}{\partial x} \right|_{x_0} + o(\delta^3).$$

□

## 5.5 Integration on balls and spheres

This result comes from *Multi-dimensional Integration : Scary Calculus Problems* from Tim Reluga (who got the results from *How to integrate a polynomial over a sphere* by Gerald B. Folland).

**Theorem 5.** Let  $B = \left\{ x \in \mathbb{R}^d \mid \sum_{j=1}^d x_j^2 \leq 1 \right\}$  be the ball of radius 1 around the origin. Then

$$\int_B \prod_{j=1}^d |x_j|^{a_j} dx = \frac{\prod \Gamma\left(\frac{a_j+1}{2}\right)}{\Gamma\left(1 + \frac{d}{2} + \frac{1}{2} \sum a_j\right)}$$

for any real numbers  $a_j \geq 0$ .

**Corollary 1.** Let  $B$  be the ball of radius 1 around the origin. Then

$$\int_B \prod_{j=1}^d x_j^{a_j} dx = \begin{cases} \frac{\prod \Gamma\left(\frac{a_j+1}{2}\right)}{\Gamma\left(1 + \frac{d}{2} + \frac{1}{2} \sum a_j\right)} & \text{if all the } a_j \text{ are even integers} \\ 0 & \text{otherwise} \end{cases}$$

for any non-negative integers  $a_j \geq 0$ . Note the absence of the absolute values put on the  $x_j^{a_j}$  terms.

**Corollary 2.** Let  $B_\delta(0) \subset \mathbb{R}^d$  be the ball of radius  $\delta$  around the origin. Then

$$\int_{B_\delta(0)} \prod_{j=1}^d x_j^{a_j} dx = \begin{cases} \delta^{d+\sum a_j} \frac{\prod \Gamma\left(\frac{a_j+1}{2}\right)}{\Gamma\left(1 + \frac{d}{2} + \frac{1}{2} \sum a_j\right)} & \text{if all the } a_j \text{ are even integers} \\ 0 & \text{otherwise} \end{cases}$$

for any non-negative integers  $a_j \geq 0$ . Note the absence of the absolute values on the  $x_j^{a_j}$  terms.

*Proof.* We take the theorem as given and concentrate here on justifying the two corollaries.

Note how in Corollary 1 we dropped the absolute values that were in the original Theorem 5. In situations where at least one  $a_j$  is odd, we have that the function  $f(x) = \prod_{j=1}^d x_j^{a_j}$  becomes odd in the sense that  $f(-x) = -f(x)$ . Because of the symmetrical nature of the integration on the unit ball, we get that the integral is 0 as a result of cancellations.

For Corollary 2, we can rewrite the integral by changing the domain with  $y_j = x_j/\delta$  so that

$$\delta^{-\sum a_j} \int_{B_\delta(0)} \prod_{j=1}^d x_j^{a_j} dx = \int_{B_\delta(0)} \prod_{j=1}^d (x_j/\delta)^{a_j} dx = \int_{B_1(0)} \prod_{j=1}^d y^{a_j} \delta^d dy.$$

We pull out the  $\delta^d$  that we got from the determinant of the Jacobian when changing from  $dx$  to  $dy$  and Corollary 2 follows.

□

**Proposition 2.** Let  $v \in \mathbb{R}^d$  and let  $B_\delta(0) \subset \mathbb{R}^d$  be the ball of radius  $\delta$  around the origin. Then

$$\int_{B_\delta(0)} \langle v, y \rangle dy = \left( \delta^{d+2} \frac{\pi^{\frac{d}{2}}}{2\Gamma\left(2 + \frac{d}{2}\right)} \right) v$$

where  $\langle v, y \rangle$  is the usual dot product.

*Proof.* We have that

$$y \langle v, y \rangle = \begin{bmatrix} v_1 y_1^2 \\ \vdots \\ v_d y_d^2 \end{bmatrix}$$

which is decomposable into  $d$  component-wise applications of Corollary 2. This yields the expected result with the constant obtained from  $\Gamma\left(\frac{3}{2}\right) = \frac{1}{2}\Gamma\left(\frac{1}{2}\right) = \frac{1}{2}\sqrt{\pi}$ . □

**Proposition 3.** Let  $H \in \mathbb{R}^{d \times d}$  and let  $B_\delta(x_0) \subset \mathbb{R}^d$  be the ball of radius  $\delta$  around  $x_0 \in \mathbb{R}^d$ . Then

$$\int_{B_\delta(x_0)} (x - x_0)^T H (x - x_0) dx = \delta^{d+2} \frac{\pi^{d/2}}{2\Gamma(2 + d/2)} \text{trace}(H).$$

*Proof.* First, by substituting  $y = (x - x_0) / \delta$  we have that this is equivalent to showing that

$$\int_{B_1(0)} y^T H y dy = \frac{\pi^{d/2}}{2\Gamma(2 + d/2)} \text{trace}(H).$$

This integral yields a real number which can be written as

$$\int_{B_1(0)} y^T H y dy = \int_{B_1(0)} \sum_{i,j} y_i H_{i,j} y_j dy = \sum_{i,j} \int_{B_1(0)} y_i y_j H_{i,j} dy.$$

Now we know from Corollary 2 that this integral is zero when  $i \neq j$ . This gives

$$\sum_{i,j} H_{i,j} \int_{B_1(0)} y_i y_j dy = \sum_i H_{i,i} \int_{B_1(0)} y_i^2 dy = \text{trace}(H) \frac{\pi^{d/2}}{2\Gamma(2 + d/2)}.$$

□