

# What is the Nature of Tencent Weibo: Detect the Unique Features of Tencent Users

Daifeng Li  
Dept. of Computer Science  
and Technology  
Tsinghua University  
Beijing, China  
daifli2012@gmail.com

Jie Tang  
Dept. of Computer Science  
and Technology  
Tsinghua University  
Beijing, China  
jery.tang@gmail.com

Jingwei Zhang  
Dept. of Electronic  
Engineering  
Tsinghua University  
Beijing, China  
iceboal@gmail.com

Ying Ding  
School of Library and  
Information Science  
Indiana University  
Bloomington  
IN, USA  
dingying@indiana.edu

Golden Guo-zheng Sun  
Tencent Company  
Beijing, China  
gordon.gzsun@gmail.com

Zhipeng Luo  
Dept. of Computer Science  
and Technology  
Tsinghua University  
Beijing, China  
patrick.luo2009@gmail.com

## ABSTRACT

Tencent Weibo has become the world largest Micro-Blogging website within less than three years, which contains 370 million users, who contribute 30-60 million micro-blogs (we call weibo) for each day. Different with Twitters, Tencent provides users more permissions to share different kinds of information, such as more relaxed limitation of text length, pictures, videos and etc, which could help users to build their personalized micro media center. The main purpose of this paper is to take deep insight into Tencent Weibo and study its unique features, which are different from other famous Micro-Blogging website. We have collected the entire Tencent Weibo from 10th, Oct, 2011 to 1st, Dec, 2012 and obtained 37.1 million user profiles, 41.2 billion users' behaviors. We have made analysis for Tencent users' different behaviors from both macro and micro level, and make comparison with other social networks such as Twitter, Delicious and et al. We find that from macro level, Tencent Weibo is more inclined to be a platform of social media, rather than a communication network; compared with Twitter, Tencent Weibo has more complex network and more active users. From micro level, Tencent users are more interested in creating and sharing original messages; compared with Twitter, Tencent users are more likely to discuss on a certain number of old topics, they have a lower reciprocity rate, a stronger connection with smaller number of their followers; besides, there exists correlation for users' different behaviors from statistical level; at last, we find that users' behaviors have a positive correlation with the number of their followers in a limited extent, and the relation will be invalid when it exceeds that extent. To the best of our knowledge, this work is the first quantitative study on the entire Tencentsphere and information diffusion on it.

Copyright is held by the author/owner(s).  
ACM X-XXXXX-XX-X/XX/XX.

## Categories and Subject Descriptors

H.2.8 [Database and Management]: Data Mining; J.4 [Computer Applications]: Social and Behavioral Science

## General Terms

Human Factors, Measurement

## Keywords

Tencent, Social Networks, Information Diffusion, Topic Trend, User Behaviors, Paralleled PageRank

## 1. INTRODUCTION

Tencent Weibo, the biggest Micro-Blogging services website not only in China, but also in the world, is considered as the important power to change people's traditional communication styles in China. A more complete function system in Tencent Weibo could help online users to build their own personalized medias for both obtaining and diffusing information; the behaviors of Tencent users result in a highly information sensitive system, which means that an attractive information will spread rapidly and cover a range of millions level of nodes as the formal information is announced even before. Similar with Twitter, the behaviors of following in Tencent Weibo means to receive all information from whom the user follows; and the following and followed behaviors require no reciprocation. The basic function of Tencent Weibo is to post and repost messages within 140 Chinese characters. Some symbols are also the same with Twitter, for example, "@" means to address the user, whose ID is behind it; the phrases between two "#" means a "Topic", which is similar with the definition of "hashtag" in Twitter. Besides, Tencent Weibo also supports other kinds of communication functions, such as "Comments", which provides specific space for users to discuss on a certain topic; "Privacy letters", which could provide privacy communications between two users. All the assignments above could help users to participate in group discussions in a more easier

way and could better express their opinions, and spread interesting information more flexible.

The researches of large-scaled data analysis has been widely studied and applied in many famous Micro-blogs services website, such as Twitter, Facebook and etc. Those researches take deep insight into topological features and dynamic trends of evolution, their research results are the important complement to current social network theory, but seldom consider the influence of users' instinct attributes of users, such as regions, countries, races, cultures and etc. In our researches, we mainly focus on Tencent Weibo, the most famous Chinese Micro-Blogging services system; Tencent Weibo owns more than 37 millions of Chinese users, there is no previous researches on studying a social network, which is consisted of such huge amount of users from the same country, so what they are talking about every day, how they construct their on-line structures, how they share and spread information, is the essential things, which we mostly want to know; thus, the main purpose of this paper is to analyze the statistical features of Tencent Weibo from several aspects of weibo increasing patterns, users' behaviors patterns, users' relationships and information diffusion, which could help us better understand the unique features of Tencent Weibo. A set of experiments are designed to make a systematic research from both macro and micro levels; from the macro level, we would like to take insight into whether there exists group behavior patterns, how about the influences of those patterns to determine the spread of different information; statistical analysis of the increase of users' different kinds of behaviors along with intrinsic time. From the micro level, we would like to observe whether there exists behaviors patterns for users, how users communicate with each other, what factors will influence users' behaviors. We also design a paralleled page-rank algorithm to rank the importances of all users and compare the results with the rank based on number of followers and number of reposts. At last, a topic trend model is introduced to observe what topics are users talking about every day, the evolution of those topics, how to classify those topics, and the features of all participants.

This paper is organized as follow: Section 2 introduces the related work; Section 3 describes the data set, which is crawled from Tencent Weibo; Section 4 discusses the results of users' behaviors from macro level; Section 5 discusses the results of users' behaviors from micro level; Section 6 discusses the results from paralleled page rank algorithm; in Section 7, we study how topics evolved along the time; Section 8 is the conclusion.

## 2. RELATED WORK

Micro-Blogs, as a new style of online social network and social media, has attracted more and more attentions, for example, Twitter as one of the worlds biggest micro-blogs website, has been widely studied. from macro level, Perra et. al constructed an activity driven model to describe the structure features of highly dynamic network, and took data from Twitter as an example [17]; Jie et. al researched on how different social ties will influence the propagation of information in Twitter [19], while similar researches could also be found in other social networks, such as Facebook [4]; Cha et. al used different behaviors in Twitter to measure users influence by applying statistical studies [6]; Java et. al investigated how users communicate with each other and generated communities in Twitter [11]. From micro level,

Hopcroft et. al studied the features of "Reciprocal" in Twitter and made prediction on users' behaviors [9]; Peng et. al studied the features of "Retweet" in Twitter and applied CRF to model "Retweeting" behaviors [16]; Zhao et. al studied the potential reasons for users' behaviors in Twitter [20]; Banerjee et. al studied users' on line behaviors and detected their interests from Twitter [1] [2]; Fujisaka learned users' behaviors patterns from Twitter by combining geo-tags [8]; Krishnamurthy, et. al used follower-follower relationship to study users' characteristics [13]. Some other researches reveal the capability of social sensor and prediction powers of Twitter, such as [3], [10], [18] and [?]. There also exist several researches to systematically study Twitter, Kwak et. al applied general statistical methods to analyze features of Twitter from both social network and social media angles, and compare the results with other social networks, such as Flickr and Youbute [14]; similar with Kwak's work, our research also marks the first look on entire micro-blogs of Tencent, which is meaningful for the current researches of social networks, because few researches have been done to study specific Micro-Blogs with different cultural, economics and political background. Tencent Weibo as one of the biggest Micro-Blogs website, contains more than 370 million Chinese users, the researches of those users' behaviors form the angle of entire Tencent Weibo should be an important complementarity for existing researches. In order to gain a better observation result, A systematic attempt at characterizing unique features of Tencent Weibo is designed, the experiment takes deep insight into users' online behaviors, information propagation, dynamic content analysis from both macro and micro level.

## 3. DATA COLLECTION

The crawler algorithm is designed mainly based on users' all behaviors in Tencent Weibo, which crawls each of users' activities along the time. We build a mathematical model to describe all the crawled behaviors as:  $A = \{uname, parent, root, time, location, action\{tname, type, content\}\}$ , where *uname* means the ID of user, we assume his ID is *X*, *parent* represents the "upper-level behaviors" of *X*'s current behavior, for example, *X* follows or retweets *Y*'s message, so *Y*'s behaviors of creating that message could be seen as *parent* of *X*'s current behavior; *root* is other user's original behaviors, which indirectly cause *X*'s current behavior, for example, user *Z* delivers a original message, user *Y* forwards his message, user *X* then forwards the same message from *Y*, then *Z* can be seen as *X*'s root node; *time* and *location* is to describe "when" and "where" of current behaviors; *action* is to describe *tname* (what does current behavior create, a public message, comment or privacy letter?), *type* (original create a message, reply, forward, privacy letter and etc), *content* (What does current user want to describe?). We use the crawler algorithm to crawl the entire data set of Tencent Weibo from 2011 Oct.07 to 2012 Jan.05 day by day, each day contains 30 million 70 million users' behaviors; we use a servers cluster with 36 machines to store all data set in HDFS system, each machine contains 15 Intel(R) Xeon(R) processors(2.13GHZ) and 60G memory. In order to obtain a high quality experiment data set, we also make rules to delete spam users from Tencent Weibo, which are listed below: 1. User who follows more than 10 users, while the number of his fans is less than 10 users; 2. User who has less than 10 fans, while no one has ever forwarded or replied

one of his messages; 3. User who has less than 10 fans and has a low activities(post less than 10 messages, which includes original, forward, reply and et, al.) 4. User who has not posted any original messages; We scan all dataset to detect users who satisfy one of those 4 conditions, finally, the selected users could be seen as spam users, and are deleted from dataset. The summarization of the final experiment data set is listed in Table 1:

## 4. ANALYZING USERS' BEHAVIORS FROM MACRO LEVEL

### 4.1 The Growth Exponent of Users' Behaviors

The main purpose of this research is to find the unique features, which are totally different with other social networks, from Tencent Weibo; thus we conduct a series of experiment by using existing methods to summarize the features of Tencent Weibo, and compare the results with others. From macro level, we mainly focus on the global increase of users' behaviors, the experiment results are exhibited as below:

As can be seen in Figure 1, three sub-figures illustrate the increase features of three main users' behaviors (Original Create, Forward, Reply) along the intrinsic time  $dt$ . Intrinsic time  $dt$  is defined as the increase number of total users' behaviors during a fixed time interval. In this experiment, we assign the time interval as hour, all the increase behaviors along intrinsic time closely following a power-law (Straight line in a log-log plot) across the entire time line, the dash black lines are provided as an aid for observation, with increase exponent  $\gamma$  as 0.8647, 0.1686, 0.0099 respectively, which mean that users in Tencent Weibo prefer to express their opinions by creating new weibos than communicating with others. The exponent of "Original Create" is similar with other social networks, such as Del.icio.us [5], Flickr and Youtube [15], the exponent of which is around 0.8. For existing weibos, users tend to propagate it by using "Forward" behaviors firstly, while "Reply" behaviors gain the lowest scores. We also calculate the exponent of "Comment", "Mention" and "Privacy mail", the results are bigger than "Reply" and smaller than "Forward". About 60% of original created weibos are related with their daily sentiment, Tencent users prefer to share what they have encountered, their feelings and their sentiment to their followers. About 30% of original created weibos concerned to a certain topic, such as economics, politics, science and etc. The small Fiugres embedded in each Figure in Figure 1 show the behaviors increase along the real time, all three behaviors exhibit linear increases. Above all, some behavior features of Tencent users from macro level could be summarized below:

- First, All users' behaviors satisfy power-law increase along the intrinsic time with exponent less than 1, which could be seen as an inner attribute of Tencent weibo;
- Second, Tencent users tend to invite and propagate information rather than communicate with others;
- Third, most of the invited messages have a low usage values(the decreasing rate is often high by making derivative analysis of the three curves), which means that huge amount of information can not be propagated and reused;

- Fourth, Tencent users have similar active levels with other popular system, such as Del.icio.us, Flickr and Youtube for inviting new information, but lower active levels for marking new information towards existing weibos (Such as "Comment", "Reply", "Mention").

## 4.2 What are Tencent Users most interested in from Macro Level

### 4.2.1 Ranking Topics and Tencent Users

In Tencent Weibo, users could also create topics, which is similar with *hashtag* in Twitter. Those created topics could help us to better understand the daily interests of Tencent Users. We first collect all created topics for each day (we only consider topics with participants), and we obtain around 50,000 most popular topics, then for each topic, we select top 20 ranked weibos as its content, and then run the data by applying parallel LDA<sup>1</sup> model to make clustering on all topics(We assign the number of Topics as 50, and exhibit top 10 ranked topics), the topic distribution of top 10 days (From Oct, 7, 2011 to Oct, 17, 2011), second 10 days and third 10 days can be observed as below:

As can be seen in Figure 2, different with Twitter, the weight of entertainment (such as Online Game, QQ Space, Picture and Video Share et al.) is higher in Tencent Weibo, besides, a certain amount of users are constantly interested in Sports, Cars and Economics, and keep creating related weibos all the time. One interesting phenomenon is that users are more interested in sudden happened events, most of which are related with social affairs and global events, for example, in Time Period 2, a transportation accident and a homicide event in Golden Triangle brought up a huge wave in Tencent weibo, and the rank of related key words got into top 30 only in 10 days, which means a huge amount of users in Tencent weibo are more interested in things with specific topics, and they can share and spread certain information quickly to make it rapidly propagated in a wide range.

We also rank all Tencent users by applying parallel PageRank algorithm [12], and compare the results with Twitter, the results can be seen in the Table below:

In Table 2, the top 20 ranked Tencent users are mainly about entertainment, famous hosts, actors, sports and Tencent Official Agency; a famous writer and economist are also included in the top 20 ranked Tencent users; while in Twitter [14], the role of most of top ranked users are similar with Tencent, while the first ranked is *BarackObama*, who is a politician. The main difference is that in Tencent Weibo, the number of top ranked official Agencies (9 Agencies) are bigger than that of Twitter (3 Agencies), which means that the traditional media still plays an important role to broadcast information and provide services in Tencent Weibo.

### 4.2.2 Topical Trending Analysis

First, we will investigate what kind of information could be "Popular" and their popular patterns in Tencent Weibo. We found four different popular patterns from all detected topics, sampled topics for each pattern are drawn in Figure ?? Each time period contains 10 days and the influence weight is the normalization of their weibos.

Based on Crane and Sornette's theory [7], popular patterns can be divided into four categories, which can be re-

<sup>1</sup><http://code.google.com/p/plda/>

Items	Users	Forwards	Replies	Comments	Privacy Letters
Total Number	326,497,021	1,026,243,542	43,658,122	299,354,146	174,440,376

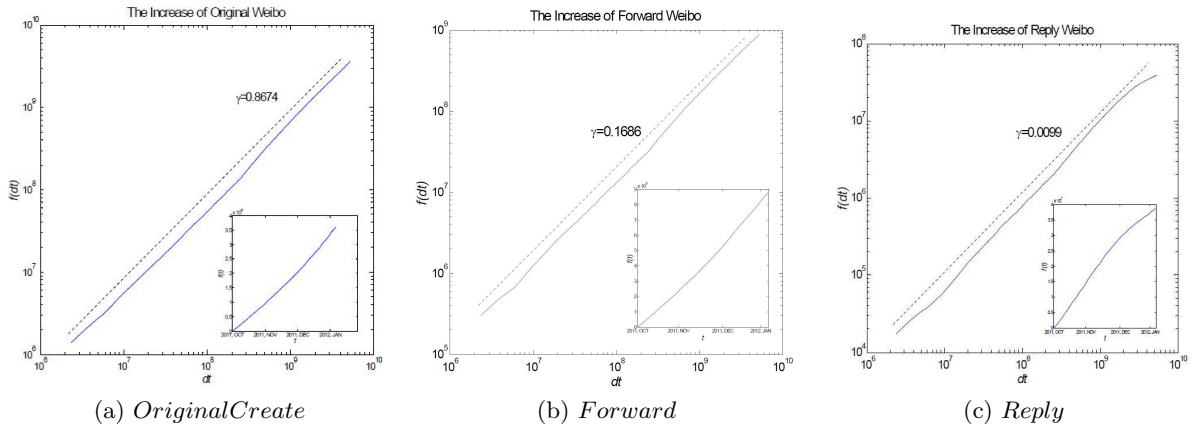


Figure 1: Macro Increase of “Original”, “Forward”, “Reply” along with intrinsic time

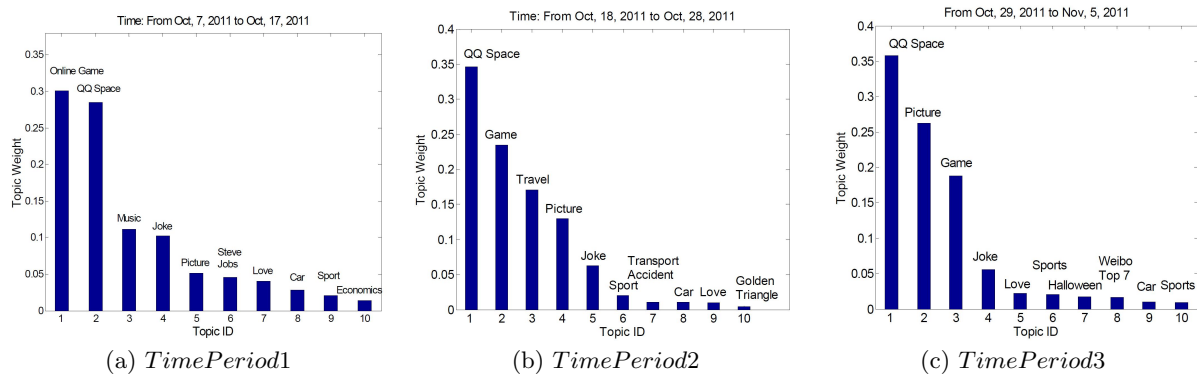


Figure 2: Topic Distributions for Tencent Weibo From Different Time Periods

sponse to the four sampled figures. The first is mainly determined by *exogenous*, which can be seen as sudden outbreak, such as the death of Steve Jobs, rapidly spread the whole Tencent Weibo in a very short time, and then quickly decrease to a low level for a long time period. The second is determined by both *exogenous* and *endogenous*, while *exogenous* has a big influence on *endogenous*, for example, the event of *Gaddafi* lasted for almost one year, users still kept high actives to talk about this topic, when the “Death of Gaddafi” outbreak, the popularity reached an amazing height and continued for almost one month, after that, the popularity of this topic decreased rapidly and kept in a lower level. The essence of this pattern is that if users’ expectations are satisfied by external factors, then their concerns towards certain event will become lower. The third pattern is the circle of the second one, especially in Stock Market, users’ expectation will be satisfied again and again by external factors and the *Fluctuation* will be generated. The fourth pattern exhibits a process of life circle, this pattern is especially general for online games, products and etc, which can attract and keep a huge amount of users to receive their services for quite a time period, and after that, the influence

degree will decrease slowly. As can be seen in Sub-Figure (d), the game *SkyScraper* is very popular during Oct and Dec, the game reached its top value when it came to the end of Nov, after that, Tencent users appear to exhibit less and less interests to that game.

In another aspect, we would like to observe the age of trending topics (The Freshness of Topics) from Tencent and compare it with Twitter and Google [14]. The results of Tencent in Figure 4 could exhibit the proportion of old and fresh information at any time slice.

In Tencent, the proportion of older Topics (more than one month) is around 40 %; in Google, the proportion of older keywords is less than 10%, while in Twitter, the proportion of older tweets is less than 20%. The phenomenon shows that many older topics in Tencent Weibo are constantly popular and discussed among Tencent users, those topics provide steady platforms for users to know and communicate with each other; on the other hand, the proportion of new topics in each day is also around 40%. The phenomenon exhibits features balance between social network and social media in Tencent Weibo. While in Twitter, users’ behaviors are more likely to show a stronger exhibition of features of

Table 2: Top 20 ranked users by PageRank from both Tencent and Twitter

Rank	Tencent Ranking			Twitter Ranking		
	ID	Name	Remark	ID	Name	Remark
1	1323005700	High Quality Joke	Services	aplusk	ashton	actor
2	30818627	We like Jokes	Services	obama	Obama	president
3	88886666	Super QQ	Official Weibo	CNNBrk	CNN Breaking News	news
4	970144221	DNF	Official Online Game	TheEllenShow	Ellen DeGeneres	Show host
5	2360330217	Mood Helper	Official Weibo	britneyspears	Britney Spears	musician
6	19990210	QQ Product Team	Official Weibo	Oprah	Oprah Winfrey	show host
7	622004906	Na Xie	Host	THE REAL SHAQ	THE REAL SHAQ	Sports Star
8	611986579	Jiong He	Host	Johncmayer	John Mayer	Musician
9	1379986183	Beauty Story	Official Weibo	twitter	Twitter	Twitter Weibo
10	2367520831	Libo Zhou	Show Host	RyanSeacrest	Ryan Seacrest	Show Host
11	302536308	Text that touch your soul	Lancearmstrong	Lance Armstrong	Sports Star	
12	3756217	Hot Jokes	Services	JimmyFallon	Jimmy Fallon	Actor
13	2581425470	QQ Net	Services	Iamdiddy	Iamdiddy	Musician
14	611985987	NBA	Sports	muskutcher	Demi Moore	Actress
15	305974257	Weian Qiao	Writer	PerezHilton	Perez Hilton	Power Blogger
16	345005673	Beauty Sentences	Services	nytimes	The New York Times	News
17	622006051	Zhiqiang Ren	Finance	mileycyrus	Mile Ycyrus	Actress and Musician
18	343551325	Joke Base	Services	stephenfry	Stephen Fry	Actor
19	772937290	Fashion and Constellation	Services	The Onion	The Onion	News
20	99912345	Tencent News	News	KimKardashian	Kim Kardashian	model

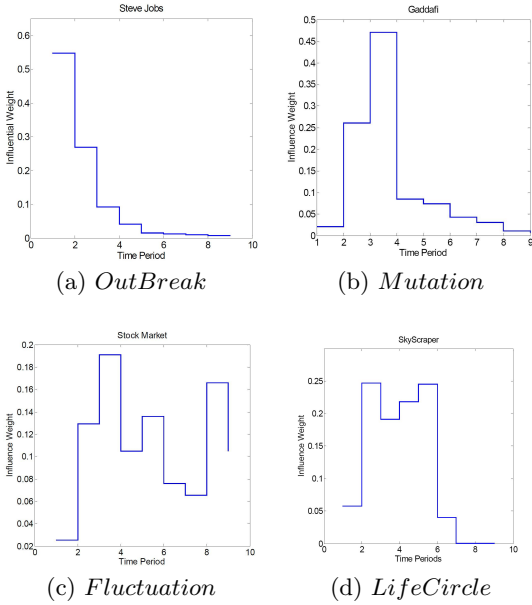


Figure 3: Popular Patterns in Tencent Weibo

social media rather than social networks.

## 5. ANALYZING USERS' BEHAVIORS FROM MICRO LEVEL

In order to better understand users' behaviors from micro level, we begin our analysis of Tencent space with the following questions.

- First, whether there exists common patterns of Tencent users at different active levels?
- Second, what are the features of Tencent users' following behaviors, what are the relationships between following and other behaviors?
- Third, what are the features of Tencent users' forwarding behaviors, what are the relationships between forwarding and other behaviors?
- Fourth, How forwarding behaviors propagate in Tencent network?

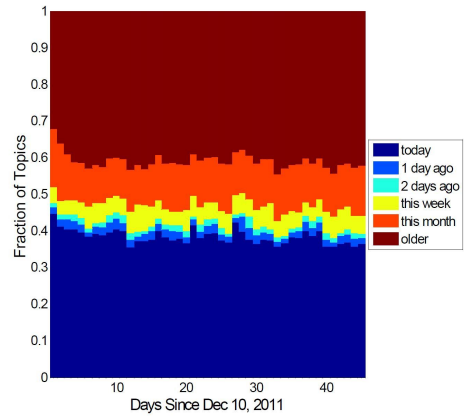


Figure 4: The Age Trending of Topics in Tencent Weibo

- Fifth, what are the unique features of "Privacy mail", which is a unique function provided by Tencent weibo?

To solve the problem, a batch of experiments are designed for each question and the results summary will also be presented in the following sections.

### 5.1 Find Behavior Patterns for users from different active levels

We design the following experiment to investigate how users from different active level organize their different behaviors. We select top 100,000, 75% 100,000 ranked active users based on their total number of behaviors, and then calculate their activity exponent for different behaviors. The formula of calculating activity exponent can be seen as below:

$$Exponent_{type}(user_i) = \frac{\log(F_{max}^{type})}{\log(F_{max}^{all})} \quad (1)$$

In Equation 1, *type* means different behavior types, which includes "Original Create", "Reply", "Forward" and etc;  $F_{max}^{type}$  means the final number of current type of behaviors of user  $user_i$ . By applying that Equation, we draw the Exponent distributions of four main behaviors (Original, Reply, Forward, Privacy mail) of all selected users.

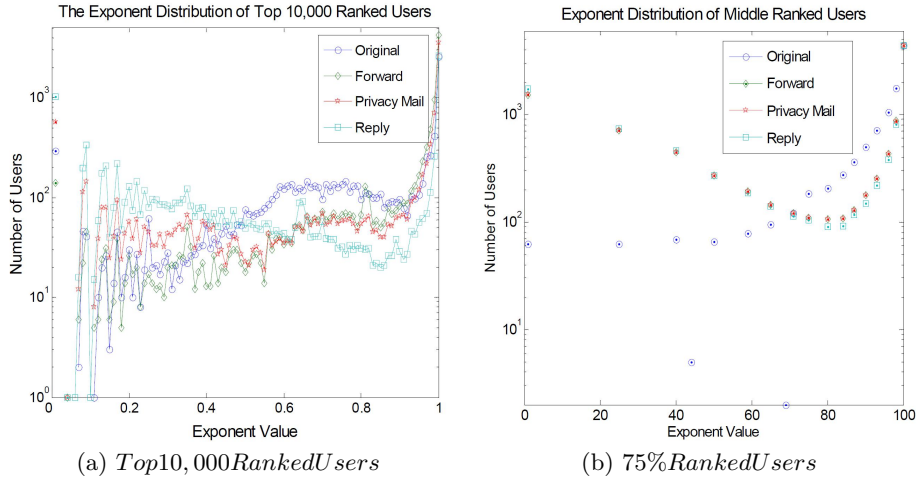


Figure 5: Exponent Distribution of Users' Behaviors

In Figure 5, the left sub figure can be seen as the exponent distributions of active users, the right one is the exponent distributions of normal users. For the active users on the left sub figure, around 40 % to 50 % users have a high preference on one main behavior (ex: users only create "Original" weibos, or users only forward others), the rest users prefer to assign different proportion for their different behaviors, while most of them prefer to "Original" weibos than others (The exponent value between 0.6 and 0.8); we could also observe that "Original" and "Reply" have an inverse relationship, "Privacy mail" and "Forward" have a high consistency of their trends. For normal users on the right sub figure, users seem to assign the amount of "Forward", "Privacy mail" and "Reply" averagely, they also have higher activities for creating new weibos. The phenomenon above illustrate some potential relationships among different behaviors, for example, why "Privacy mail" have a high consistency with "Forward" behaviors? How to explain the inverse relationship between "Original" and "Reply" for high active users? Those problem could be considered as our future works.

## 5.2 "Following" behaviors in Tencent Weibo

In this section, we take further step into three aspects of "Following" behaviors: the statistical features of "Following" behaviors, the relationships between "Following" and other behaviors, "Reciprocity".

### 5.2.1 The Distribution of "Followees" and "Followers"

We draw the distribution of "Followees" and "Followers" in Figure ??, both of the distribution satisfy power-law distribution with steep power-law tails (the exponent of "Followees" is -3.0096 and the exponent of "Followers" is -3.6849, which are bigger than Twitter (around -2.276) [14] and similar with Delicious (around -3.5) [5]). The average "Followees" is 64 and average "Followers" is 155.

As can be seen in Figure ??, the number of followers and followees of the majority are small due to the power-law distributions. Curve for "Followees" has two significant glitches, one is around 15 and the other is around 40. The reason is that Tencent Weibo is developed based on Tencent QQ (The biggest online chatting services in China), so when

users entered into Tencent Weibo, they also brought in some of their original relationships into Tencent Weibo, the average amount is around 40; otherwise if they did not take any relationships, Tencent Weibo will recommend them 10 to 20 users according to their history records from Tencent QQ. Besides, more than 30 Tencent users have obtained bigger than  $10^5$  followers during those three months, similar with Twitter, those users are mainly celebrities (most of them are entertainment stars, hosts and economists), government agencies, famous companies and big media or entertainment agencies (such as Tencent News, on line game, joke center, beauty and fashion). Those high ranked celebrities often have a high influence, and their messages will often be forwarded by tens of thousands of their followers, some of those celebrities, government agencies and companies would also like to follow some ordinary users, those Reciprocity behaviors often significantly improve the influence of ordinary users.

### 5.2.2 The Relationship between "Followees" and "Followers"

In order to find the correlation between "Followees" and "Followers" of Tencent users, we plot the number of "Followees" (X axis) the user has followed against the number of "Followers" (Y axis) the user has obtained in Figure 7. The experiment data covers the whole range of users, which is about 300 millions.

As can be seen in Figure 7, the points in the heat-map mean there exists the number "N" of users who have followed "X" (The number on X axes) users and have "Y" (The number on Y axes) "followers", in order to clearly observe the distribution of users' "Followees" and "Followers", we make double log for all N; then all the users can be classified into five significant groups ( $A_1, A_2, A_3, A_4, A_5$ ). Around 97% of users are in  $A_1$  area, whose "follows" are from 5-400 and "followers" are from 10-400; around 2.6% users are in  $A_2, A_3$  and  $A_4$  areas; less than 0.4% users are in  $A_5$  area (The total number is less than 100,000). the vertical direction represents users' influences, while the horizontal direction represents users' activities, which means that a bigger value of Y means that the user has a higher influence to obtain more followers, while a bigger value of X means that the user



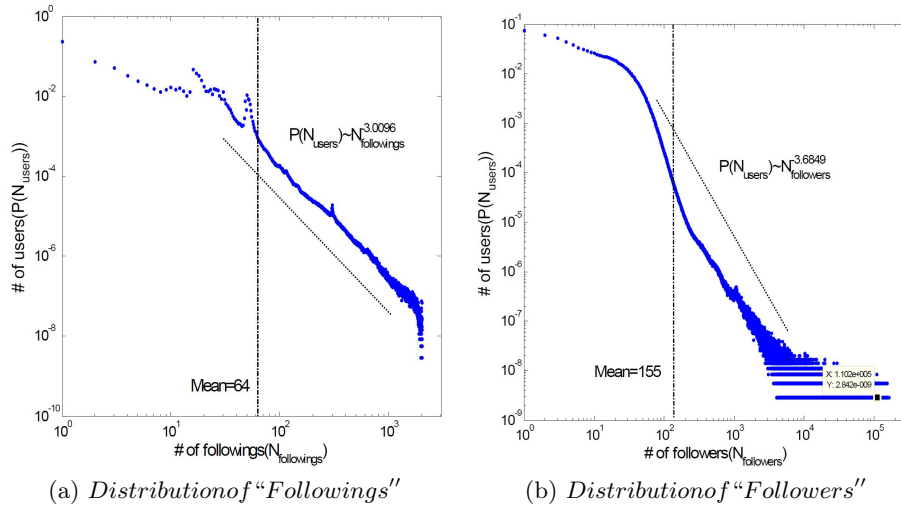


Figure 6: Distributions of “Followings” and “Followers”

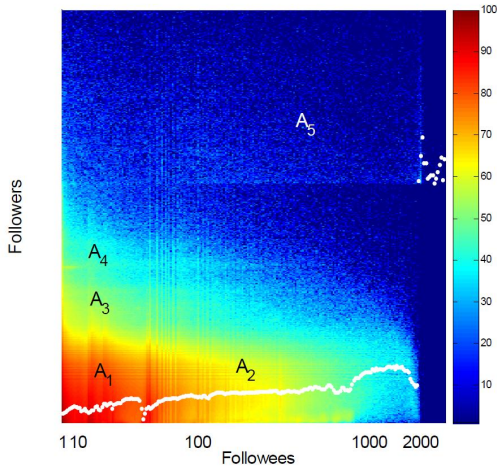


Figure 7: The Distribution of Followees-Followers Relationship

has a higher activity to follow others. The number of users from  $A_1$  to  $A_5$  follows an exponent decrease with exponent around -6.3. The size of each area represents the diversity of users’ followee-follower relationship, for area  $A_5$ , though the total number is less than 0.4%, users’ attributes of “Followee-Follower” relationship covers a wide range, which could be considered as the most active area. The curve in Figure 7 shows the increase of median value of each number of “Followees”, different with Twitter, the trend from 0 to 1,500 exhibits a linear monotonous increase with the slope around 0.45, while when the number of a user’s followees exceeds 1,500, he/she will have a higher probability to obtain more than 10,000 followers, one main reason is that 75% of those users are official agencies, which pay more attention on the feedback of users’ experiences for their services.

### 5.2.3 The Relationship between “Followers” and Actions

In this section, we would like to investigate the relation-

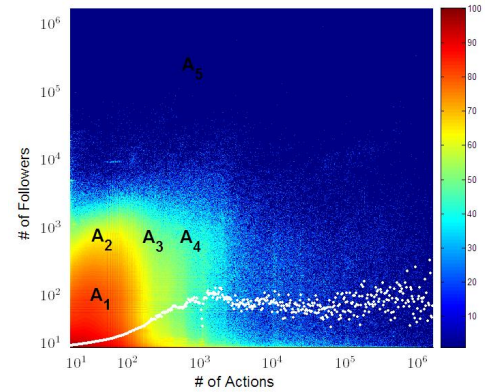
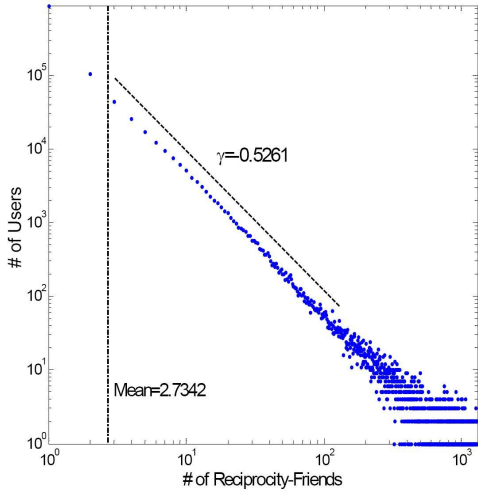


Figure 8: The Distribution of Followers-Actions Relationship

ship between the number of users’ “Followers” and their total number of actions; as can be seen in Figure 8, five significant areas could also be observed,  $A_1$  takes up 95% of Tencent users, the number of users from  $A_1$  to  $A_5$  follows an exponent decrease with the value of exponent around -6.8. Different with Figure 7, the same number of actions often cover a wider range of “Followers”, especially for the area  $A_3$  and  $A_4$ , which means the diversities of users’ actions have an influence on their number of followers; for example, assume two users have the same number of actions, one may have far more followers than the other, because his contents are more interesting, he has connected with more influential users than the other. For the majority users, high quality content may help to contribute 100 to 200 more followers than others.

In both Figure 7 and 8, the curves of median value keep linear increase from  $A_1$  to  $A_4$ , while become scatter in area  $A_5$ . This phenomenon shows that users’ behaviors could help to increase the number of followers to a certain extent, and 99% users are located in area  $A_1$  to  $A_4$ , very few users could exceed that extent, while for those users in  $A_5$ ,



**Figure 9: The Distribution of Reciprocity Relationship**

it significantly shows that users' behaviors have no influence on the number of their followers. This phenomenon can be widely observed in Tencent Weibo, for example, many Tencent users say that they can not increase their followers any more by trying different methods; while for famous person, some of their casual messages could cause tens of thousands of forward,comment in less an hour.

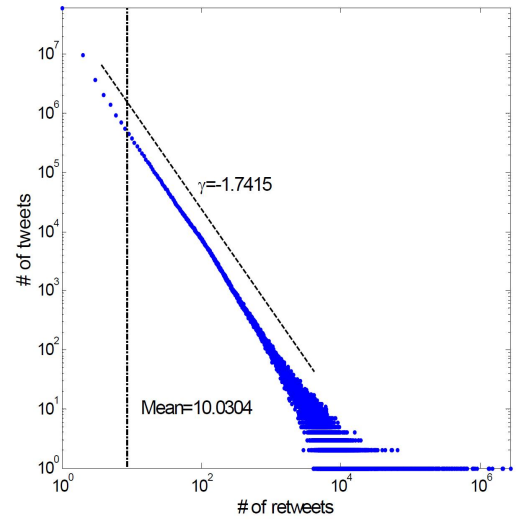
### 5.2.4 Reciprocity Analysis

In this section, we would like to analyze how Tencent users generate their Reciprocity relationships during those three months. We deploy the  $X$  axis as the number of "Reciprocity Friends", while the  $Y$  axis as the number of users, who generate the same number of "Reciprocity Friends" during those three months, and draw the reciprocity distributions as below in Figure 9.

As can be seen in Figure 9, the Reciprocity satisfies Power-Law distributions, with exponent as  $-0.5261$ . The average Reciprocity number is  $2.7342$ , which means that a user may generate  $2.7342$  reciprocity relationships with other users during those three months in average. The total percentage for the three months is about  $0.7\%$  compared with the total number of "Follows" behaviors, which shows that after almost 2 years development(Tencent Weibo is formally online at 1st, April, 2010), the increase of Reciprocity is quite small, compared with the increase of "Following" relationship in Figure ??, the average following behaviors is  $64$ , based on the observation above, we find users are more likely to follow new users who they are more interested in, but not their followers. One main reason is that Tencent Weibo is based on user groups of Tencent QQ, system will bring users' social relationship to Tencent Weibo once users accept services from Weibo, in another aspect, users could communicate with each other by adopting other more efficient Tencent tools such as Tencent QQ.

## 5.3 The Statistical Analysis of "Forward"

In this section, we would like to analyze users' "Forward" behaviors from four aspects, the first is the distribution analysis of "Forward" behaviors; the second is to analyze relationship between "Forward" and "Follow"; the third is to



**Figure 10: The Distribution of Forward Behaviors**

analyze "Forward" Propagation; the fourth is the statistical analysis of "Forward" behaviors along the time.

### 5.3.1 The Distribution of "Forward"

We draw "Forward" distributions in Figure 10, the  $X$  axis represents the number of "Forwards", while the  $Y$  axis represents the number of weibos, which have common number of "Forwards". As can be seen in Figure 10, the curve satisfies power-law distributions with exponent  $-1.7415$ , which is bigger than that of Del.icio.us [5], which is  $-3.5$ , Youtube and Flickr [15], which are  $-3.5$  and  $-8.2$  respectively(They count how many tags are generated for one certain resource); the mean value is  $10.0304$ , which means that for each weibo in Tencent, the average number of forwards is around  $10$ , this value is also bigger than Del.icio.us, Youtube and Flickr.

Contrast to the high average forwarding value,  $97\%$  weibos are forwarded less than  $10$  times, which means Tencent users have greater enthusiasm to chase popular news, and thus a small number of weibos have been forwarded by amazing number of times.

### 5.3.2 The Relationship Analysis between "Forward" and "Follow"

Previous studies [14] have analyzed the distribution of "Retweets" behaviors from users' followees and followers; based on their researches, we build up a similar experiment to analyze users' "Forwards" behaviors in Tencent Weibo. First, assume user  $i$  has  $k_1$  followers and  $k_2$  followees, to clearly illustrate the problem, we define  $k_1 = k_2 = k$ , then a formula based on [14] is introduced as below:

$$Y(i) = \sum_{j=1}^k \left\{ \frac{\theta_{ij}}{\sum_{o=1}^k \theta_{io}} \right\}^2 \quad (2)$$

$\theta_{ij}$  means the number of times  $u_j$  forwards  $u_i$ 's weibo ( $u_j$  is a follower of  $u_i$ ), or the number of times  $u_i$  forwards  $u_j$ 's weibo( $u_j$  is a followee of  $u_i$ ). The formula could measure the distribution of  $u_i$ 's followers' "Forwards" behaviors towards him and  $u_i$ 's "Forwards" behaviors towards his followees. The results can be seen in Figure [?]:



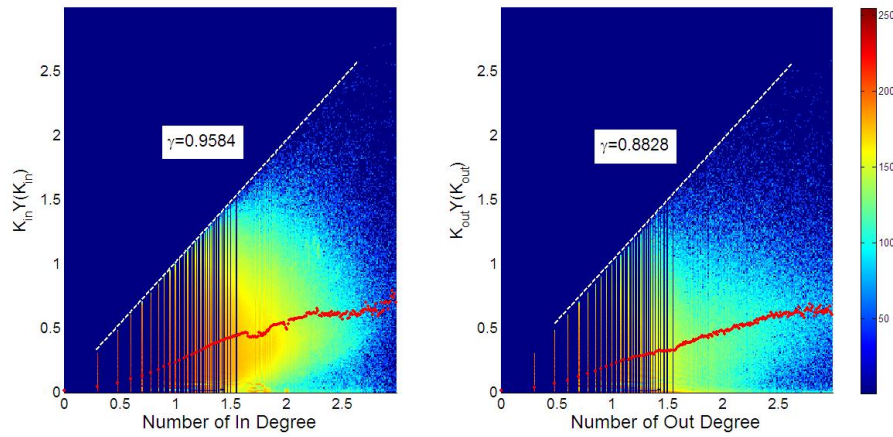


Figure 11: The Relationship between “Follows” and “Forwards”

In Figure 11, “In Degree” means all the “Forwards” behaviors of user  $u_i$ ’s followers, while “Out Degree” means all the “Forwards” behaviors of user  $u_i$  towards all his followees. The increase exponent of dash pitched line for “In Degree” is 0.9584(bigger than Twitter, which is 0.801) and 0.8828 for “Out Degree”(smaller than Twitter, which is 0.892). According to Kwak’s analysis, the more closer to the dash line, the nodes under that line will obtain a more even distribution of its “Forwards” behaviors; the exponents show that compared with Twitter, some Tencent users have stronger connections with most of their followers, while most of Tencent users prefer to pay more attentions to a smaller proportion of their followees.

### 5.3.3 The Depth of “Forward” Propagation

In this section, we would like to know how deep and fast would Tencent weibo propagate from the network, so we mainly discuss two aspects of the depth of “Forward” propagations, fist, the distribution of the depth of “Forward” propagation; second, the relationship between the “Forward” depth and time.

#### The Depth Distribution of “Forward” Propagation

We draw the depth distribution of “Forward” propagation in Figure 12. As can be seen in this Figure, 96% Tencent weibos have never been forwarded, 95% forwarded weibos have been forwarded less than 10 times, while for the rest of weibos, the depth distribution satisfies Power-Law distribution with decrease exponent as -2.8599, which is smaller than Twitter [14](-1.5114). The average “Forwards” depth is 1.2898. The deepest length is 69, which is far more bigger than that of Twitter, which is less than 20. Only 75 weibos reach that level.

#### The Relationship between the “Forward” depth and time

As can be seen in Figure 13, about 35 % Forwarding behaviors happened in one hour, 45 % happened in one day, 14% happened in one week, 4.3% happened after one month, the distribution satisfies Power-Law Distributions, the exponent is -1.9058 and the average forwarding time is 95875 sec, which is about 26 hours.

Compared with Twitter, the speed of information spread in Tencent is a little slower in 1 hour (10 % slower), while faster in 1 day (8 % faster) and 1 week (12 % faster). The reason is that the network generated by Tencent users are

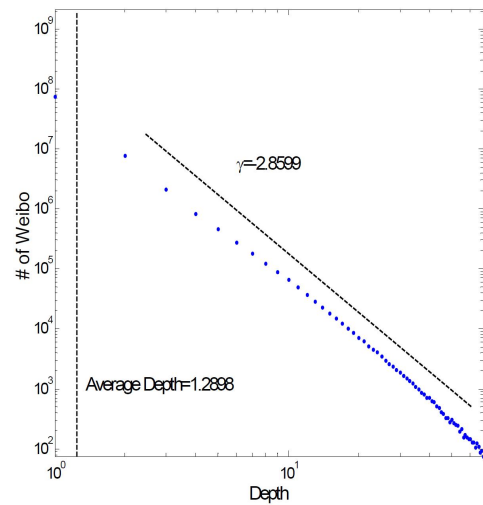


Figure 12: The Relationship between “Follows” and “Forwards”

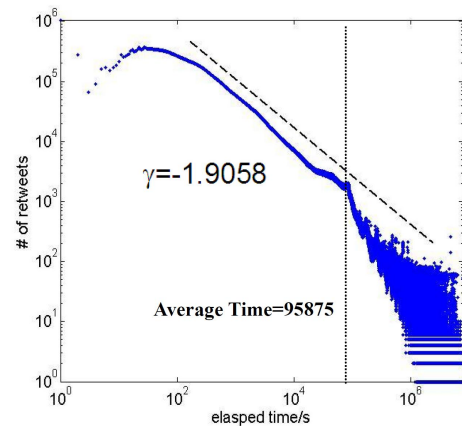


Figure 13: The Relationship between “Forward” Propagation and “Time”

more complex than that of Twitters, which make the spreading speed less efficient than that of Twitter; in another aspect, Tencent users have a higher active to propagate information than Twitter users, thus after a time period, information in Tencent often spread a wide range than Twitter.

## 6. CONCLUSION

The paper proposes a systematic study on Tencent Weibo, one of the largest Micro-Blogs in China, from both macro and micro level. From Macro level, Tencent users have a high active to create and share news with others, while the scale of “Replying” behaviors is relative small, which implies that Tencent Weibo plays a more important role as Social Media rather than Social Networks from Macro Level. The most popular topics in Tencent Weibo are all related with entertainment, while for other topics, users’ behaviors could also reflect the real-world situation rapidly, especially for economics; Tencent users would also like to keep the old topics for their daily discussions. While from micro level, behaviors of the majority normal users have more significant statistical features than Twitter, which implies many Tencent users have common potential behaviors patterns for “Following”, “Forwarding”, “Privacy Mail” and other main behaviors, which also exhibit stronger social features than Twitter. Better understanding those behaviors patterns could help us to further optimize recommendation system and provide more intelligent services in the future. Besides, users’ connections in Tencent are more complex than that of Twitter, which lead to the low efficiency at the beginning stages of information propagation; in another aspect, Tencent users have higher active degree and attention degree than Twitter users, which could spread popular information to a wider range more efficiently for a relatively longer time period; thus new mechanisms should be designed to reduce the information overload and network complexity problem, which could help to further improve users’ experiences in sharing and searching useful information. Users also have a high interest to communicate in Tencent Weibo, “Privacy Mail” is a more important communication tool, user pairs frequently use “privacy mail” would have a trend to share more information; besides, Tencent users have two significant features: higher attention degree on a more smaller followees, higher active level on creating and forwarding information. Those two features imply that one may gain stronger influences from Tencent than from Twitter by adopting same tactics.

## 7. REFERENCES

- [1] N. Banerjee, D. Chakraborty, K. Dasgupta, S. Mittal, A. Joshi, S. Nagar, A. Rai, and S. Madan. User interests in social media sites: an exploration with micro-blogs. In *In Proceedings of the 18th ACM Conference on Information and Knowledge Management*, pages 1823–1826, 2009.
- [2] N. Banerjee, D. Chakraborty, B. Ravindran, A. Hoshi, S. Mittal, and A. Rai. Towards analyzing micro-blogs for detection and classification of real-time intentions. In *In Proceedings of the Sixth International AAAI Conference on Weblogs and Social Media*, pages 391–394, 2012.
- [3] J. Bollen, H. Mao, and X. Zheng. Twitter mood predicts the stock market. *Journal of Computational Science*, 2:1–8, 2011.
- [4] B. M. Bond, C. J. Fariss, J. J. Jones, A. D. I. Kramer, C. Marlow, J. E. Settle, and J. H. Fowler. A 61-million-person experiment in social influence and political mobilization. *Nature*, pages 295–298, 2012.
- [5] C. Cattuto, A. Baldassarri, V. D. P. Servedio, and V. Loreto. Vocabulary growth in collaborative tagging systems. 2007.
- [6] M. Cha, H. Haddadi, F. Benevenuto, and K. P. Gummadi. Measuring user influence in twitter: The million follower fallacy. In *In Proceedings of AAAI’10*, 2010.
- [7] R. Crane and D. Sornette. Robust dynamic classes revealed by measuring the response function of a social system. In *In Proceedings of the National Academy of Sciences of the United States of America*, volume 105, pages 15649–15653, 2008.
- [8] T. Fujisaka, R. Lee, and K. Sumiya. Discovery of user behavior patterns from geo-tagged micro-blogs. In *In Proceedings of the 4th International Conference on Ubiquitous Information Management and Communication*, 2010.
- [9] J. E. Hopcroft, T. Lou, and J. Tang. In *In Proceedings of the Twenty Conference on Information and Knowledge Management*, pages 1137–1146, 2011.
- [10] B. J. Jansen, M. Zhang, K. Sobel, and A. Chowdury. Twitter power: Tweets as electronic word of mouth. *Journal of the American Society for Information Science and Technology*, 60:2169–2188, 2009.
- [11] A. Java, X. Song, T. Finin, and B. Tseng. Why we twitter: Understanding microblogging usage and communities. In *In Proceedings of 9th WEBKDD and 1st SNA-KDD Workshop’07*, 2007.
- [12] C. Kohlschutter, P.-A. Chirita, and W. Nejdl. Efficient parallel computation of pagerank. In *ECIR*, pages 241–252. Springer.
- [13] B. Krishnamurthy, P. Gill, and M. Arlitt. A few chirps about twitter. In *In Proceedings of WOSN’08 of the first workshop on Online Social Networks*, pages 19–24, 2008.
- [14] H. Kwak, C. Lee, H. Park, and S. Moon. What is twitter, a social network or a news media? In *In Proc. of the 19th Int. Conference on World Wide Web*, pages 591–600, 2010.
- [15] N. Lin, D. Li, Y. Ding, B. He, Z. Qin, J. Tang, J. Li, and T. Dong. The dynamic features of delicious, flickr and youtube. *Journal of the American Society for Information Science and Technology*, 63:237–253, 2012.
- [16] H.-K. Peng, J. Zhu, D. Piao, R. Yan, and J. Y. Zhang. Retweet modeling using conditional random fields. In *In Proceedings of ICDM’11*, 2011.
- [17] N. Perra, B. Goncalves, R. P. Satorras, and A. Vespignani. Activity driven modeling of time varying networks. *Nature*, 2012.
- [18] X. Song, Ching-Yung, B. L. Tseng, and M.-T. Sun. Modeling and predicting personal information dissemination behavior. In *In Proc. of the 11th Int. Conference on ACM SIGKDD. Knowledge Discovery in Data Mining*, ACM Press, 2005.
- [19] J. Tang, T. Lou, and J. Kleinberg. Inferring social ties across heterogeneous networks. In *In Proceedings of the Fifth ACM International Conference on Web*

*Search and Data Mining*, pages 743–752, 2012.

- [20] D. Zhao and M. B. Rosson. How and why people twitter: The role that micro-blogging plays in informal communication at work. In *In Proceedings of GROUP'04*, pages 243–252, 2009.