

Quantum optics experiments to the International Space Station ISS: a proposal

Thomas Scheidl,¹ Eric Wille,² and Rupert Ursin^{1,*}

¹*Institute for Quantum Optics and Quantum Information,
Austrian Academy of Sciences, Boltzmannng. 3, 1090 Vienna, Austria*

²*European Space Agency - ESA/ESTEC Keplerlaan 1, 2201 AZ Noordwijk ZH, The Netherlands*

(Dated: November 27, 2024)

We propose performing quantum optics experiments in an ground-to-space scenario using the International Space Station, which is equipped with a glass viewing window and a photographer's lens mounted on a motorized camera pod. A dedicated small add-on module with single-photon detection, time-tagging and classical communication capabilities would enable us to perform the first-ever quantum optics experiments in space. We present preliminary design concepts for the ground and flight segments and study the feasibility of the intended mission scenario.

Quantum theory was originally developed to describe the smallest entities in physics. Later it turned out, that it also makes fascinating predictions over macroscopic distances. Establishing quantum technology in space enables quantum systems to become available as a resource for quantum physics experiments on a global scale and beyond. The successful implementation of such experiments, which are based on the transmission and detection of single photons or entangled photon pairs, would validate the key technology of a quantum transceiver, involving an entangled photon source, a faint laser pulse source and a single photon counting module. This would represent the first-ever demonstration of a fundamental quantum test (e.g. a Bell-type experiment [1]) and of a quantum communication application (e.g. quantum key distribution, QKD [2]) in space. In this work, we propose a series of experiments with photons, making use of pre-existing infrastructure onboard the International Space Station (ISS), and also of a dedicated small quantum optics payload based solely on state-of-the-art optical and electronic components. The proposed experiments involve the distribution of entangled photon pairs and faint laser pulses from ground to space. In the following we summarize the relevant quantum communication experiments, present a mission and a preliminary design concept for the ground and the flight segments, and study its feasibility.

The distributing of polarization entangled photon pairs [3] and faint laser pulse decoy-states [4] through the atmosphere has already been demonstrated over a terrestrial horizontal link of up to 144 km between the Canary Islands of La Palma and Tenerife. Recently, successful free-space teleportation has also been demonstrated over 143 km [5]. The distribution of time-bin entanglement inside a laboratory [6] was shown over a coiled 250 km long fiber. Moreover, a single photon down-link was emulated using a retro-reflector attached to a satellite reported in Ref. [7].

In order to experimentally test the limits of quantum theory, study the interplay between gravitation and entanglement [8] and to eventually establish a worldwide quantum communication network, it is important to sig-

nificantly expand the distances for distributing quantum systems beyond the capabilities of terrestrial experiments. Due to transmission losses in fiber based quantum channels and detector dark counts, earth based quantum communication experiments are limited to a distance on the order of 100 km [9]. One approach for bridging distances on a global scale is the implementation of quantum repeaters, which, however, are in the early stages of development [10]. Another approach is using free-space links involving satellites.

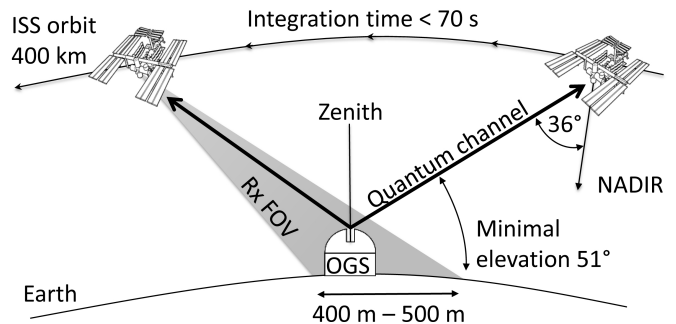


FIG. 1: The orbital pass of the ISS over an optical ground station could be used for quantum communication from inside the Cupola Module, as long as the OGS is not more than 36° off the NADIR direction.

Previously proposed scenarios for quantum experiments using satellites considered down-links to optical ground stations [11]. This has the advantage that the channel loss is reduced compared to an uplink scenario, due to the shower-curtain effect [12] caused by the atmosphere. The disadvantage is that the complex quantum sources have to operate in space, although many of the required components (lasers, crystals,...) do not yet have a space-qualification. In an uplink scenario, which is the subject of this paper, the complex and non-space-qualified sources remain on the ground. However, the higher channel loss can be tolerated using state-of-the-art entangled photon sources (EPS) [13] and faint laser pulse sources (FPS) [14, 15]. Already space-qualified single-photon detectors [16] will be implemented in space, as

they are already a well established technology.

We propose to use an optical ground station (OGS) as a transmitter for sending one photon of an entangled pair, or alternatively faint laser pulses, to the ISS (see Figure 1). The space station consists of several manned modules, one of which is the so-called Cupola Module (see Figure 2 left) and features a circular NADIR facing glass window 70.6 cm in diameter (see Figure 2 middle). A photographer's lens with a clear aperture of $D_R = 14.3$ cm has been used to take pictures of ground targets with integration times of up to ten seconds. In order to compensate for the orbital movement, a motorized camera pod (see Figure 2 right) was developed and launched in February 2012. A dedicated photon detection module (including the polarization analysis, electronics, storage and communication capabilities) will have to be developed, launched to the ISS, and attached to the photographer's lens replacing the camera presently in use.




FIG. 2: The Cupola Module (left) features a 70.6 cm window (middle) oriented to the ISS' NADIR. The optical receiver is proposed to be implemented in the focal plane of an existing $D_R = 14.3$ cm clear aperture photographer's lens. This lens is mounted on a motorized camera pod, also called NightPOD (right), which is capable of tracking ground targets for up to 70 seconds. (Picture courtesy of ESA).

As a first step, we propose conducting a Bell-type [18] experiment between ground and space in the form of a test of the CHSH-type Bell inequality [19]. This inequality states that under the assumptions of locality and realism, the strength of correlations between dichotomic polarization measurement outcomes can not lead to a so-called Bell parameter greater than 2. Considering entangled states, quantum mechanics, however, predicts for a certain set of measurement settings, a maximal Bell value of $2 \cdot \sqrt{2} \approx 2.8$. This leads to a theoretical contradiction between the predictions of quantum mechanics and classical physics, which can be experimentally tested. In a second series of experiments, the generation of a secret key based on the distribution of entangled photon pairs [20], as well as a decoy-state BB84 protocol [21–24] with faint laser pulses is foreseen. As will be discussed later, these experiments are possible within a few orbital passes of the International Space Station over the transmitter station with the setup sketched in Figure 1. Continuitive experiments like quantum teleportation [5, 25], entanglement assisted clock synchronization [26] and also LIDAR [27] experiments at very low light levels are conceivable using the same configuration.

In order to assess the feasibility of the proposed experiments, we first need to define the requirements for their successful demonstration. Measurement errors arise from polarization mismatch between the ground- and the flight-segment and noise events caused by intrinsic detector dark counts, eventual light sources within the detectors field-of-view (FOV) as well as by multi-pair emissions of the quantum source [35], limiting the obtainable signal-to-noise ratio (SNR). The minimum SNR required to prove the presence of entanglement in a Bell-type experiment is $\text{SNR}_{\min} = 2/(\sqrt{2} - 1) \approx 4.8$. In a QKD experiment, measurement errors lead to bit errors in the generated key, which have to be corrected using classical post-processing algorithms. Yet, a secret key can only be distilled if the quantum bit error ratio (QBER) is below 11% [28], corresponding to a $\text{SNR} > 9$. Consequently, the secret key rate also depends on the experimentally obtainable SNR. Note that, in a QKD experiment the minimal SNR needs to be higher than in a Bell experiment, as well as the minimum number of measured events. The latter is on the order of 10^4 in a QKD experiment [29] and only about 10^3 for violating a CHSH-inequality with a statistical significance of more than 3 standard deviations.

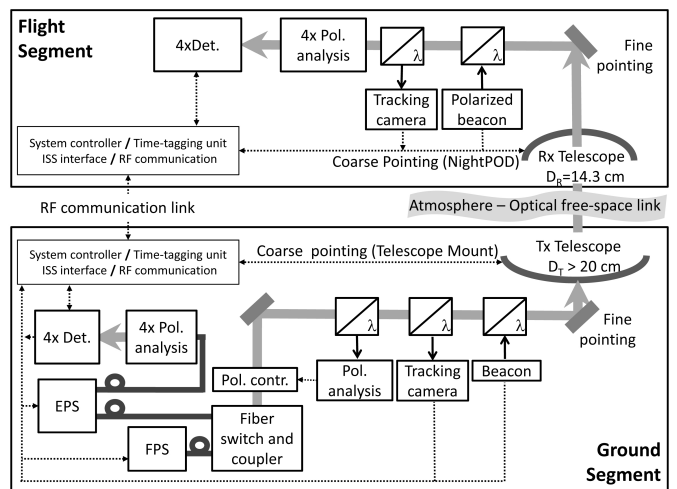


FIG. 3: Block diagram of the ground and flight segment, including the entangled photon source (EPS), faint laser pulse source (FPS), polarization controller (Pol. contr.), half-wave plate (H), beam-splitter (B), polarizing beam splitters (P), radio-frequency (RF). For a detailed explanation please refer to the main text.

The transmitter: An EPS and a FPS will be implemented at an optical ground station. The EPS will emit two photons, each coupled into a separate optical single mode fiber. One photon will be analyzed and detected locally, its twin will be sent to the ISS. As a consequence of unavoidable losses already within the entangled photon source, only a fraction of the generated photon pairs are detectable. This coupling efficiency is typically in the

order of 50% and already includes losses on optical surfaces, fiber coupling and detection [13]. Specifically, from 20 Mcps pairs generated in the crystal, 10 Mcps single photons in each arm and approx. 5 Mcps entangled pairs can be detected directly at the source. A typical decoy-state FPS on the other hand operates at a repetition rate of 100 MHz [4, 15] emitting a mean single photon number per pulse of up to $\mu = 1$. Here, the photons are already available in a single mode fiber such that no additional coupling losses have to be considered. This results in approximately 40 Mcps detection events locally, assuming a detection efficiency of 50%.

As depicted in Figure 3, photons of either source are coupled out of the fiber to the optical path of the OGS and are then guided via a point-ahead and tip/tilt mirror (fine pointing) to the motorized telescope's (coarse pointing) sending aperture. Note that pointing, acquisition and tracking of low-earth-orbiting (LEO) satellites is a well-established technology [30, 31]. Additionally, a polarization compensator is used at the ground station to establish a common polarization reference frame between the ground- and the flight-segment. Time-tagging units will be used to store the timing information of the local events for later analysis at the optical ground station. In the EPS case, the local events are the detection times of the locally measured photons, while for the FPS, these are the laser trigger signals.

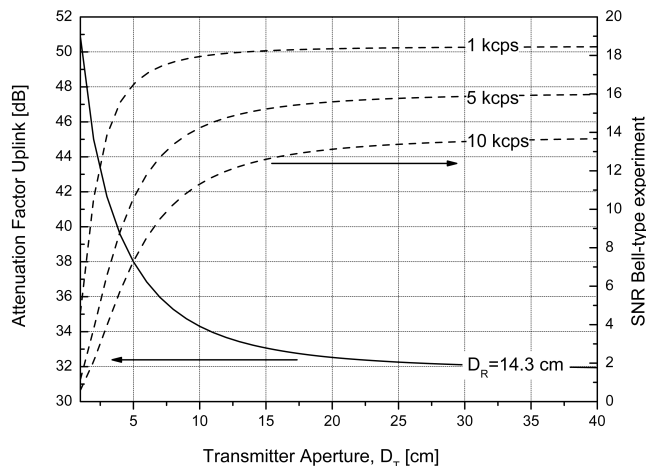


FIG. 4: The graph shows the attenuation of the uplink versus the transmitter aperture D_T for an onboard available receiving lens with a clear aperture of $D_R = 14.3$ cm (solid line, left axis). It follows that an attenuation factor of 40 dB has to be expected (including a 5 dB margin) for the ISS being 400 km high at zenith. Interestingly, increasing the sending aperture beyond 20 cm has only a minor effect on the overall link efficiency. This is because diffraction at the sending aperture is dominant for small aperture sizes and fades out as $1/D_T^2$. Furthermore, the expected SNR in an Bell-type experiment is shown for three different background levels (dashed line, right axis).

The uplink: A calculation of the attenuation factor

for an optical free-space link depending on the diameters of the transmitter D_T and the receiver D_R apertures is given in Ref. [32], which also includes pointing errors, optical losses and realistic atmospheric turbulence. Figure 4 shows a plot of the attenuation factor as a function of the on-ground D_T for the lens available onboard the ISS with a clear aperture of 14.3 cm. Assuming the photographer's lens has a clear aperture of 14.3 cm, we expect the total link attenuation to be 40 dB. This includes a 20 cm transmitting aperture and an additional ≈ 5 dB margin for effects, not included in the calculation. This result agrees very well with an independent calculation given in [14]. Note that, most of the optical ground stations feature even larger sending apertures than 20 cm.

The receiver: The motorized camera pod, also called NightPOD, is able to tilt the photographer's lens over a total angle of 72° from one window edge to the other [36]. This puts a restriction on the minimal elevation angle the ISS needs to be before quantum communication can commence. Depending on the actual roll/yaw/tip angles, this is on the order of 51° and enables quantum communication for a duration of up to 70 seconds per orbital pass. Furthermore, some 7 to 8 passes of the ISS at nighttime over an OGS in Tenerife (Spain) or Graz (Austria) are to be expected per month. Since the window consists of four vacuum/air spaced layers of broad band coated BK7 glass with a total thickness of 20.8 cm, we are aware of possible polarization effects for flat incident angles of the photons. However, we expect these effects to be negligible for deviations less than $\pm 10^\circ$ from normal incident, such that the usable link-time per orbital pass would be reduced to about 20 seconds in the worst case. Because of this, the number of useful orbital passes would also be reduced.

For maintaining the optical link with an OGS, coarse pointing with a pointing error less than $10'' \approx 50 \mu\text{rad}$ is already archived by the NightPOD motor. Commercially available single photon detection modules for measuring the impinging photons use silicon based avalanche photo-diodes (Si-APD) with an active area of up to 500 μm . These modules will be placed after the polarization analysis in the focal plane of the $f = 400$ mm lens, which corresponds to a field-of-view (FOV) of approximately 1 mrad. Hence, the detectors visible footprint diameter at ground is approximately 400 m for the ISS (at 400 km height) being at zenith and approximately 500 m for the ISS being at an elevation angle of 51° . Based on our experiences from ground based experiments so far [3, 4], we expect background counts from light sources within that FOV to be on the order of 100 cps, depending on the actual location of the OGS. For example, the OGS of the European Space Agency in Tenerife (Spain) is located far outside any artificial light sources at an astronomical site. The coarse pointing capabilities of the NightPOD is sufficient to keep the impinging single photons on the detector's active area. Nevertheless, a fine point-

ing facility (tip/tilt mirror or the NightPOD motorized axis) together with a CCD camera might be necessary for pointing and tracking purposes to compensate vibrational effects of the space station (see Figure 3). The initial pointing, will require the ISS orbit telemetry data available to the NightPOD.

The envisaged dedicated quantum payload consists of a 50 : 50 beam-splitter, a half-wave plate, and polarizing beam-splitters, such that the polarization of the photons is randomly analyzed either in the H/V or the $\pm 45^\circ$ basis. An extra half-wave-plate at the entrance of the detection module enables measurement in another pair of complementary linear polarization bases, as is required by the CHSH-inequality. During data accumulation, a time-tagging unit stores the timing and detector-channel information to a local storage drive for transmission to the ground via RF at some later time. In order to find the associated detection events between ground and space, the cross-correlation of the individual time-tag data sets is calculated. In a QKD experiment, the remaining errors in the quantum key are eliminated during post processing using classical algorithms. These algorithms require classical communication between the satellite and the ground and can be executed directly with the time-tagging units.

Experiments: As discussed above, the loss over the optical uplink from the OGS to the ISS will be round 40 dB. Hence, for a Bell-type experiment we expect 1 kcps single photons from the source being detected, corresponding to 500 cps detected entangled photon pairs. For quantum key distribution based on a FPS decoy-state source, we expect 4 kcps detection events at the space station. We study the experimental imperfections mentioned earlier in more detail and base our considerations on a theoretical model devised in [34]. Figure 5 shows the SNR of a Bell-type experiment, and the secret key rate in a QKD experiment, as a function of the attenuation through the uplink from the OGS to the ISS, for different levels of background counts in the space-based detectors. From the graph we see that, for a Bell-type experiment with a link attenuation as expected for the herein proposed mission concept, a SNR of up to 1 : 15 can be achieved with a realistic background count rate of 1 kcps. As mentioned earlier, the quantum efficiency of the single photon detectors are approximately 50% with a dark count rate of about 500 cps. We are aware of radiation effects typically increasing the dark counts [17], but this can be mitigated by proper shielding. In fact, the background counts can go up to about 10 kcps, leading to a SNR of 1 : 5, which is still above the limit for a violation of the CHSH inequality. This margin, with respect to the tolerable background rate, would support the scientific claim to have distributed entanglement between the ground- and flight-segment. Regarding the distribution of a secure quantum key, the situation becomes critical at higher background levels. Yet, assuming 1 kcps background counts, the successful demonstration of quantum

key distribution seems to be possible, too.

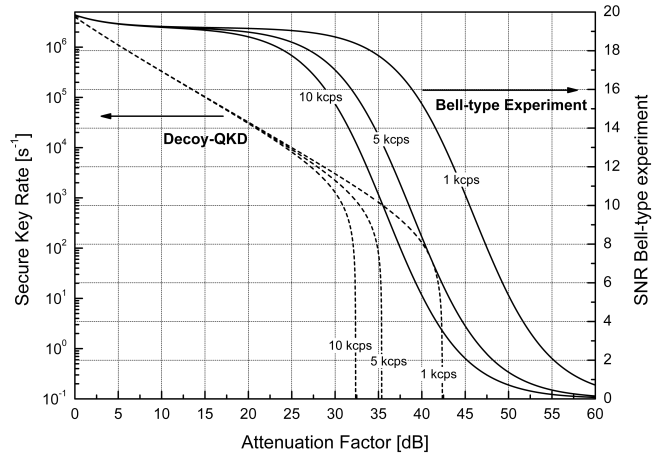


FIG. 5: This graph shows the obtainable SNR in a Bell experiment as a function of the attenuation factor for different background levels (solid lines, right axis). Additionally, the expected secure key rate in a FPS decoy-state protocol is depicted (dashed lines, left axis). The experimental parameters of the EPS, the FPS and the single photon detectors are described in the main text.

As discussed above, the quantum link can be maintained for up to 20 – 70 sec within one orbital pass (see Fig. 1). Hence, the scientific goal of violating a Bell-inequality by 3 standard deviations of statistical significance is possible within one satellite pass, since more than 10^3 coincidences will then have been identified. The same is true for the QKD experiment based on the FPS decoy-state protocol. In this case, more than 10^4 events [29] would have been collected after one orbital pass.

We have shown that by using existing infrastructure inside the ISS, one can perform quantum communication experiments, by adding only a scientific payload the size of a photographer's camera (see Figure 3). Both major scientific goals could be achieved with only a few orbital passes of the ISS over the OGS. A successful demonstration of these experiments will provide the basis for a whole variety of additional future experiments (e.g. quantum communication in a down-link or even an inter-satellite link scenario) and will prove the feasibility of global quantum communication using state-of-the-art technology as a kind of path-finder mission.

Special thanks to cosine B.V. for the development of the incredible NightPOD under GSTP funding from the European Space Agency (ESA) and for the open discussion on its specifications mentioned in this text. The authors thank Anton Zeilinger and Peev Momshil for discussions.

* Electronic address: Rupert.Ursin@oeaw.ac.at

- [1] A. Zeilinger. Experiment and the foundations of quantum physics. *Rev. Mod. Phys.*, 71:S288–S297, Mar 1999.
- [2] V. Scarani, H. Bechmann-Pasquinucci, N. J. Cerf, M. Dušek, N. Lütkenhaus, and M. Peev. The security of practical quantum key distribution. *Rev. Mod. Phys.*, 81:1301–1350, Sep 2009.
- [3] R. Ursin, F. Tiefenbacher, T. Schmitt-Manderbach, H. Weier, T. Scheidl, M. Lindenthal, B. Blauensteiner, T. Jennewein, J. Perdigues, P. Trojek, B. Oemer, M. Fuerst, M. Meyenburg, J. Rarity, Z. Sodnik, C. Barbieri, H. Weinfurter, and A. Zeilinger. Entanglement-based quantum communication over 144 km. *Nature Physics*, 3:481 – 486, 2007.
- [4] T. Schmitt-Manderbach, H. Weier, M. Frst, R. Ursin, F. Tiefenbacher, T. Scheidl, J. Perdigues, Z. Sodnik, C. Kurtsiefer, J. G. Rarity, A. Zeilinger, and H. Weinfurter. Experimental demonstration of free-space decoy-state quantum key distribution over 144 km. *Phys. Rev. Lett.*, 98:010504, 2007.
- [5] X. Ma, T. Herbst, T. Scheidl, D. Wang, S. Kropatschek, W. Naylor, B. Wittmann, A. Mech, J. Kofler, E. Anisimova, V. Makarov, T. Jennewein, R. Ursin and A. Zeilinger. Quantum teleportation over 143 kilometres using active feed-forward. *Nature*, 489:269273, 2012.
- [6] D. Stucki, N. Walenta, F. Vannel, R. T. Thew, N. Gisin, H. Zbinden, S. Gray, C. R. Towery, and S. Ten. High rate, long-distance quantum key distribution over 250 km of ultra low loss fibres. *New Journal of Physics*, 11:075003, 2009.
- [7] P. Villoresi, T. Jennewein, F. Tamburini, M. Aspelmeyer, C. Bonato, R. Ursin, C. Pernechele, V. Luceri, G. Bianco, A. Zeilinger, and C. Barbieri. Experimental verification of the feasibility of a quantum channel between space and earth. *New Journal of Physics*, 10(3):033038 (12pp), 2008.
- [8] T. C. Ralph, G. J. Milburn, and T. Downes. Quantum connectivity of space-time and gravitationally induced de-correlation of entanglement. *Phys. Rev. A.*, 79:022121, 2009.
- [9] E. Waks, A. Zeevi, and Y. Yamamoto. Security of quantum key distribution with entangled photons against individual attacks. *Phys. Rev. A* 65, 052310 (2002).
- [10] A. Rauschenbeutel, G. Nogues, S. Osnaghi, P. Bertet, M. Brune, J. M. Raimond, and S. Haroche. Step-by-step engineered multiparticle entanglement. *Science*, 288:2024–2028, 2000.
- [11] R. Kaltenbaek, M. Aspelmeyer, M. Pfennigbauer, T. Jennewein, C. Brukner, W. R. Leeb, and A. Zeilinger. Proof-of-concept experiments for quantum physics in space. *Proc. of SPIE*, 5161:252–268, 2003.
- [12] I. Dror, A. Sandrov and N. S. Kopeika. Experimental investigation of the influence of the relative position of the scattering layer on image quality: the shower curtain effect. *Appl. Opt.*, 37(27):6495–6499, 1998.
- [13] B. Wittmann, S. Ramelow, F. Steinlechner, N. K Langford, N. Brunner, H. M. Wiseman, R. Ursin and A. Zeilinger. Loophole-free einsteinpodolskyrosen experiment via quantum steering. *New Journal of Physics*, 14(5):053030, 2012.
- [14] E. Meyer-Scott, Z. Yan, A. MacDonald, J.-P. Bourgoin, H. Hübel and T. Jennewein. How to implement decoy-state quantum key distribution for a satellite uplink with 50-dB channel loss. *Phys. Rev. A*, 84:062326, Dec 2011.
- [15] M. Jofre, A. Gardelein, G. Anzolin, W. Amaya, J. Capmany, R. Ursin, L. Penate, D. Lopez, J. L. San Juan, J. A. Carrasco, F. Garcia, F. J. Torcal-Milla, L. M. Sanchez-Brea, E. Bernabeu, J. M. Perdigues, T. Jennewein, J. P. Torres, M. W. Mitchell, and V. Pruneri. Fast optical source for quantum key distribution based on semiconductor optical amplifiers. *Opt. Express*, 19(5):3825–3834, Feb 2011.
- [16] X. Sun, M. A. Krainak, J. B. Abshire, J. D. Spinhirne, C. Trottier, M. Davies, H. Dautet, G. R. Allan, A. T. Lukemire, and J. C. Vandiver. Space-qualified silicon avalanche-photodiode single-photon-counting modules. *Journal of Modern Optics*, 51(9-10):1333–1350, 2004.
- [17] X. Sun, H. Dautet. Proton radiation damage of Si APD single photon counters 02/2001; DOI:10.1109/REDW.2001.960462 ISBN: 0-7803-7199-2. In proceeding of: Radiation Effects Data Workshop, 2001 IEEE
- [18] J. S. Bell. On the Einstein Podolsky Rosen paradox. *Physics*, 1:195–200, 1964.
- [19] J. F. Clauser, M. A. Horne, A. Shimony, and R. A. Holt. Proposed experiment to test local hidden-variable theories. *Phys. Rev. Lett.*, 23:880–884, 1969.
- [20] A. K. Ekert. Quantum cryptography based on bell’s theorem. *Phys. Rev. Lett.*, 67:661–663, 1991.
- [21] C. H. Bennett and G. Brassard. Quantum cryptography. In *Proceedings of IEEE International Conference on Computers, Systems, and Signal Processing, Bangalore, India*, page 175, New York, 1984. IEEE.
- [22] W.-Y. Hwang. Quantum key distribution with high loss: Toward global secure communication. *Phys. Rev. Lett.*, 91(5):057901, Aug 2003.
- [23] X.-B. Wang. Beating the photon-number-splitting attack in practical quantum cryptography. *Physical Review Letters*, 94(23):230503, 2005.
- [24] H.-K. Lo, X.-F. Ma, and K. Chen. Decoy state quantum key distribution. *Physical Review Letters*, 94(23):230504, 2005.
- [25] X. Ma, S. Kropatschek, W. Naylor, T. Scheidl, J. Kofler, T. Herbst, A. Zeilinger and R. Ursin. Experimental quantum teleportation over a high-loss free-space channel. *Opt. Express*, 20(21):23126–23137, Oct 2012.
- [26] A. Valencia, M. V. Chekhova, A. Trifonov, and Y. Shih. Entangled two-photon wave packet in a dispersive medium. *Phys. Rev. Lett.*, 88(18):183601, Apr 2002.
- [27] U. Wandering. *Introduction to Lidar*, volume 102. Springer Series in Optical Sciences, 2005.
- [28] P. W. Shor and J. Preskill. Simple proof of security of the BB84 quantum key distribution protocol. *Phys. Rev. Lett.*, 85:441–444, 2000.
- [29] M. Tomamichel, C. C-W. Lim, N. Gisin and R. Renner. Tight finite-key analysis for quantum cryptography. *Nat Commun*, 3:634, January 2012.
- [30] M. Toyoshima, T. Takahashi, K. Suzuki, S. Kimuraa, K. Takizawa, T. Kuri, W. Klaus, M. Toyoda, H. Kunimori, Y. T. Jono, Takayama, and K. Arai. Results from phase-1, phase-2 and phase-3 kirari optical communication demonstration experiments with the nict optical ground station (koden). In *24th International Communications Satellite Systems Conference of AIAA, AIAA-2007-3228, Korea*, 2007.
- [31] N. Perlot, M. Knapek, D. Giggenbach, J. Horwath, M. Brechtelsbauer, Y. Takayama, and T. Jono. Results of the optical downlink experiment KIDO from

- OICETS satellite to optical ground station oberpfaffenhofen (OGS-OP). In *Conference on Laser Communication and Propagation, Proc. of SPIE 6457A*, 2007.
- [32] B. J.Klein and J. J.Degnan. Optical antenna gain. 1: Transmitting antennas *Applied Optics*, 13(9):21342141, 1974.
- [33] D. L. Fried. Optical resolution through a randomly inhomogeneous medium for very long and very short exposures. *Journal of the Optical Society of America*, 56:1372–1379, 1966.
- [34] X. Ma, C.-H. F. Fung, and H.-K. Lo. Quantum key distribution with entangled photon sources. *Phys. Rev. A*, 76:012307, Jul 2007.
- [35] Multi-pair emission is only an issue for EPS sources.
- [36] For safety reasons, the NightPOD actually tilts for a total angle of 36° only.