

Even-by-event hydrodynamical simulations for $\sqrt{s_{NN}}=200$ GeV Au+Au collisions and the correlation between flow coefficients and initial asymmetry measures

A. K. Chaudhuri*

Theoretical Physics Division, Variable Energy Cyclotron Centre, 1/AF, Bidhan Nagar, Kolkata 700 064, India

Md. Rihan Haque†

Variable Energy Cyclotron Centre, 1/AF, Bidhan Nagar, Kolkata 700 064, India

Victor Roy‡ and Bedangadas Mohanty§

School of Physical Sciences, National Institute of Science Education and Research, Bhubaneswar-751005, India

(Dated: September 11, 2018)

Centrality dependence of charged particles multiplicity, transverse momentum spectra, integrated and differential elliptic flow, in $\sqrt{s_{NN}}=200$ GeV Au+Au collisions are analyzed using event by event ideal hydrodynamics. Monte-Carlo Glauber model of initial condition, constrained to reproduce experimental charged particle's multiplicity in 0-10% Au+Au collisions, reasonably well reproduces all the experimental observables, e.g. centrality dependence of charged particles multiplicity, integrated and differential elliptic flow. Model predictions for higher flow harmonics, v_3 , v_4 however overestimate the experimental data, more in the peripheral collisions than in the central collisions. Correlation between initial (spatial) asymmetry measures and flow coefficients are also studied. With exception of the elliptic flow, for all the higher flow coefficients ($v_{n,n=3-5}$), correlation is reduced with collision centrality. In peripheral collisions, higher flow coefficients are only weakly correlated to the asymmetry measures. Elliptic flow however, remains strongly correlated with initial eccentricity in all the collision centralities.

PACS numbers: 47.75.+f, 25.75.-q, 25.75.Ld

I. INTRODUCTION

It is expected that collisions between two nuclei at ultra-relativistic energies will lead to a phase transition from hadrons to the fundamental constituents, quarks and gluons, usually referred to as Quark-Gluon-Plasma (QGP). Experiments at the Relativistic Heavy Ion Collider (RHIC) at $\sqrt{s_{NN}}=200$ GeV Au+Au collisions [1] [2][3] [4] and at the Large Hadron Collider (LHC) at $\sqrt{s_{NN}}=2.76$ TeV Pb+Pb collisions [5][6][7][8] had provided compelling evidences for production of QGP. One of the experimental observables of QGP is the azimuthal distribution of produced particles. It is best studied by decomposing it in a Fourier series,

$$\frac{dN}{d\phi} = \frac{N}{2\pi} \left[1 + 2 \sum_n v_n \cos(n\phi - n\psi) \right], n = 1, 2, 3, \dots \quad (1)$$

ϕ is the azimuthal angle of the detected particle and ψ is the plane of the symmetry of initial collision zone. In $\sqrt{s_{NN}}=200$ GeV Au+Au collisions, second flow harmonic (v_2), usually referred to as the elliptic flow, has been extensively studied experimentally as well as theo-

retically. Experimentally observed finite, non-zero v_2 is now regarded as definite proof of collective QCD matter creation in Au+Au collisions. Qualitatively, elliptic flow is naturally explained in a hydrodynamical model, rescattering of secondaries generates pressure and drives the subsequent collective motion. In non-central collisions, the reaction zone is asymmetric (almond shaped), pressure gradient is large in one direction and small in the other. The asymmetric pressure gradient generates the elliptic flow. As the fluid evolve and expands, asymmetry in the reaction zone decreases and a stage arises when the reaction zone become symmetric and system no longer generates elliptic flow. Elliptic flow is early time phenomena. It is a sensitive probe to, (i) degree of thermalisation, (ii) transport coefficient and (iii) equation of state of the early stage of the fluid.

Ideal and viscous hydrodynamic models have been extensively used to analyze the experimental data at RHIC and LHC energy collisions. Most of the analyses were performed with smooth initial matter distribution obtained from geometric overlap of density distributions of the colliding nuclei. For smooth matter distribution, the plane of symmetry of the collision zone coincides with the reaction plane (the plane containing the impact parameter and the beam axis). The odd Fourier coefficients are zero by symmetry. One of the important realization in recent years, is that the participating nucleons, rather than the reaction plane, determines the symmetry plane of the initial collision zone [9]. The realization is the results of analysis of various experimental data, e.g. the two particle correlation in $\Delta\phi$ - $\Delta\eta$ plane [10][11][12]. The peculiar

*E-mail:akc@vecc.gov.in

†E-mail:rihanphys@vecc.gov.in

‡E-mail:victor.physics.pm@gmail.com

§E-mail:bedanga@rcf.rhic.bnl.gov

structure in two particle correlations known as 'ridge' and 'shoulder', observed both in STAR and PHENIX experiments have most compelling explanation provided the third flow harmonic, the triangular flow v_3 develops in the collisions. Specifically, if initial condition is parameterized with quadrupole and triangular moments, response of the medium to these anisotropies is reflected in the two body correlation as ridge and shoulder [13],[14]. Importance of the higher order flow harmonics in explaining the peculiar structures in two body correlation was also argued by Sorensen [15]. The ridge structure in $p\bar{p}$ collisions [16] [17] also has a natural explanation if odd harmonic flows develop. Recently, ALICE collaboration has observed odd harmonic flows in Pb+Pb collisions [18]. In most central collisions, the elliptic flow (v_2) and triangular flow (v_3) are of similar magnitude. In peripheral collisions however, elliptic flow dominates. More recently, PHENIX collaboration [19][20][21] measured triangular flow in $\sqrt{s_{NN}}=200$ GeV Au+Au collisions.

In the present paper, in event-by-event hydrodynamics, with Monte-Carlo Glauber model initial energy density distribution, we have simulated $\sqrt{s_{NN}}=200$ GeV Au+Au collisions in 0-10% to 40-50% collision centralities. Simulation results compare well with the existing experimental data on charged particles multiplicity, transverse momentum spectra at $p_T \leq 1\text{GeV}$, integrated and differential elliptic flow. Higher flow coefficients however are over predicted. We have also studied the centrality dependence of the correlation between the (integrated) flow coefficients with the initial spatial asymmetry measures. In 0-10%-40-50% collisions, elliptic flow remains strongly correlated with the initial eccentricity. Triangular flow is strongly correlated with initial triangularity only in very central collisions. The correlation is reduced significantly in peripheral collisions. Higher flow coefficients v_n , $n=4-5$, even in central collisions, is only weakly correlated with initial asymmetry measures, ϵ_n , $n=3-5$ and the correlation is more reduced in peripheral collisions.

The paper is organized as follows; in section II, the Monte-Carlo Glauber model for initial energy density for use in hydrodynamic simulations is briefly discussed. In section III, hydrodynamic equations, initial conditions, equation of state used in the simulations are described. Results of the simulations are described in section IV. Finally, all the results are summarized in section V.

II. MONTE-CARLO GLAUBER MODEL OF INITIAL ENERGY DENSITY DISTRIBUTION

In theoretical simulations of event-by-event hydrodynamics, one generally uses the Monte-Carlo Glauber model to obtain the initial energy density distribution in an event. Details of the Monte-Carlo Glauber model can be found in [22]. In a Monte-Carlo Glauber model, according to the density distribution of the colliding nuclei, two nucleons are randomly chosen. If the transverse sep-

aration between the two nucleons is below $\sqrt{\frac{\sigma_{NN}}{\pi}}$, they are assumed to interact. Where σ_{NN} is the nucleon-nucleon interaction cross section, taken here as 42 mb for Au-Au collisions at $\sqrt{s_{NN}} = 200$ GeV. Transverse position of the participating nucleons is then known in each event. The positions will fluctuate from event-to-event. If a particular event has N_{part} participants, participants positions in the transverse plane can be labeled as, $(x_1, y_1), (x_2, y_2) \dots (x_{N_{part}}, y_{N_{part}})$. Energy density distribution in the particular event can be obtained by assuming that each participant deposit energy ε_0 in the transverse plane,

$$\varepsilon(x, y) \approx \varepsilon_0 \sum_{i=1}^{N_{part}} \delta(x - x_i, y - y_i) \quad (2)$$

Fluid dynamical models require continuous density distribution and discrete distribution as in Eq.2 cannot be evolved in a hydrodynamical model. To use in a hydrodynamic model, the discrete density distribution has to be converted into a smooth energy-density distribution. This can be done by smearing the discrete participating nucleon positions by some smoothing function, $\delta(x - x_i, y - y_i) \rightarrow g(x - x_i, y - y_i, \zeta_1, \zeta_2 \dots)$, ζ_i being parameters of the smoothing function g .

$$\varepsilon(x, y) = \varepsilon_0 \sum_{i=1}^{N_{part}} g(x - x_i, y - y_i, \zeta_1, \zeta_2 \dots) \quad (3)$$

One generally uses a Gaussian smoothing function. However, there can be other choices, e.g. in [23], a Woods-Saxon distribution function was used for the smoothing. In the present simulations, we have used a Gaussian distribution

$$g_{gauss}(x - x_i, y - y_i, \sigma) \propto e^{-\frac{(x-x_i)^2 + (y-y_i)^2}{2\sigma^2}}, \quad (4)$$

of width $\sigma=0.5$ fm.

III. HYDRODYNAMIC EQUATIONS, EQUATION OF STATE, INITIAL CONDITIONS

With the Monte-Carlo Glauber model initial condition for initial energy density, space-time evolution of the fluid, in each event, is obtained by solving the energy-momentum conservation equations,

$$\begin{aligned} T^{\mu\nu} &= (\varepsilon + p)u^\mu u^\nu - P g^{\mu\nu}, \\ \partial_\mu T^{\mu\nu} &= 0, \end{aligned} \quad (5)$$

where ε and p are the energy density and pressure respectively, u is the hydrodynamic 4-velocity. We have

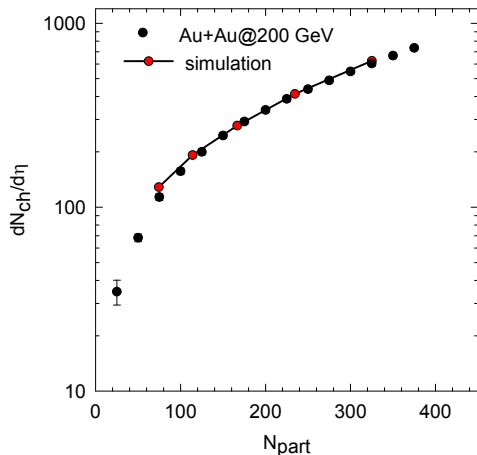


FIG. 1: (color online) The black circles are the PHENIX data for the centrality dependence of charged particles multiplicity in $\sqrt{s_{NN}}=200$ GeV Au+Au collisions. The red symbols are the multiplicity in simulated events. The lines are to guide the eye.

assumed ideal fluid formation and disregarded any dissipative effect. Assuming boost-invariance, hydrodynamic equations are solved in $(\tau = \sqrt{t^2 - z^2}, x, y, \eta_s = \frac{1}{2} \ln \frac{t+z}{t-z})$ coordinate system, with the code AZHYDRO-KOLKATA [24].

Hydrodynamics equations are closed with an equation of state (EoS) $p = p(\varepsilon)$. Currently, there is consensus that the confinement-deconfinement transition is a cross over. The cross over or the pseudo critical temperature for the quark-hadron transition is $T_c \approx 170$ MeV [25–28]. In the present study, we use an equation of state where the Wuppertal-Budapest [25, 27] lattice simulations for the deconfined phase is smoothly joined at $T = T_c = 174$ MeV, with hadronic resonance gas EoS comprising of all the resonances below mass $m_{res}=2.5$ GeV. Details of the EoS can be found in [29].

In addition to the initial energy density for which we use the Monte-Carlo Glauber model, solution of hydrodynamic equations requires to specify the thermalisation or the initial time τ_i and fluid velocity $(v_x(x, y), v_y(x, y))$ at the initial time. A freeze-out prescription is also needed to convert the information about fluid energy density and velocity to invariant particle distribution. We assume that the fluid is thermalized at $\tau_i=0.6$ fm and the initial fluid velocity is zero, $v_x(x, y) = v_y(x, y) = 0$. The freeze-out temperature is fixed at $T_F=130$ MeV. We use Cooper-Frye formalism to obtain the invariant particle distribution of π^- from the freeze-out surface. Resonance production is included. Considering that pions constitute $\sim 20\%$ of all the charged particles, π^- invariant distribution is multiplied by the factor 2×1.2 to approximate the charged particle's invariant distribution. From the invariant distribution, harmonic flow coefficients are obtained as [30],

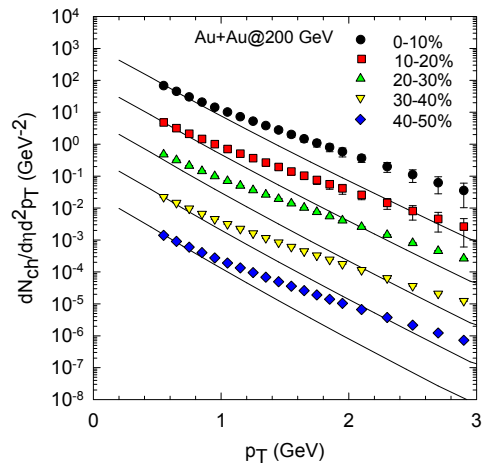


FIG. 2: (color online) Charged particles transverse momentum distribution with and without multiplicity fluctuations.

$$v_n(y, p_T) e^{in\psi_n(y, p_T)} = \frac{\int d\phi e^{in\phi} \frac{dN}{dy p_T dp_T d\phi}}{\frac{dN}{dy p_T dp_T}} \quad (7)$$

$$v_n(y) e^{in\psi_n(y)} = \frac{\int p_T dp_T d\phi e^{in\phi} \frac{dN}{dy p_T dp_T d\phi}}{\frac{dN}{dy}} \quad (8)$$

In a boost-invariant version of hydrodynamics, flow coefficients are rapidity independent. Present simulations are suitable only for central rapidity, $y \approx 0$, where boost-invariance is most justified. Hereafter, we drop the rapidity dependence. ψ_n in Eqs.7,8 is the participant plane angle for the n -th flow harmonic. We characterise the asymmetry of the initial collision zone in terms of various moments of the eccentricity [13],[14],[31],

$$\epsilon_n e^{in\psi_n} = -\frac{\int \int \varepsilon(x, y) r^n e^{i2\phi} dx dy}{\int \int \varepsilon(x, y) r^n dx dy}, n = 2, 3, 4, 5 \quad (9)$$

where $x = r \cos\phi$ and $y = r \sin\phi$. Eq.9 also determine the participant plane angle ψ_n . Asymmetry measures, ϵ_2 and ϵ_3 are called eccentricity and triangularity. ϵ_4 and ϵ_5 essentially measures the squareness and five-sidedness of the initial distribution. In the following, ϵ_4 will be called rectangularity. In the same vein, ϵ_5 will be called pentangularity. Fourth flow coefficient v_4 is generally referred as hexadecapolar flow. In following, we refer it as the rectangular flow, which is more appropriate. v_5 will be referred as the pentangular flow.

IV. RESULTS

A. Centrality dependence of charged particles multiplicity and p_T spectra

We have simulated 0-10%, 10-20%, 20-30%, 30-40% and 40-50% Au+Au collisions at $\sqrt{s_{NN}}=200$ GeV. In

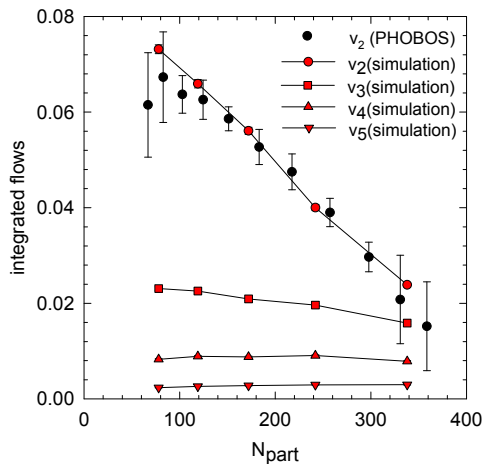


FIG. 3: (color online) Black circles are PHOBOS measurements for the centrality dependence of elliptic flow in $\sqrt{s_{NN}}=200$ GeV Au+Au collisions. The simulation results for event averaged elliptic flow are shown as the red circles. The red squares, up triangles and down triangles are simulation results for triangular flow (v_3), rectangular flow (v_4) and pentangular flow (v_5) respectively.

each collision centrality, we have simulated $N_{event}=1000$ events. The constant ϵ_0 is fixed to reproduce experimental charged particles multiplicity in 0-10% collision. It was then kept fixed for all the other collision centralities. In Fig.1, simulated charged particles multiplicities are compared with the PHENIX data [32]. Once the model parameters are fixed to reproduce experimental multiplicity in 0-10% collision, event-by-event simulations well reproduces the experimental multiplicity in other collision centralities. We do note that in peripheral collisions, simulated multiplicity overestimate the experimental multiplicity by $\sim 10-15\%$.

Even though charged particles multiplicities are well reproduced, the model simulations failed to reproduce charged particles p_T spectra, in particular in the high p_T region. In Fig.2, model simulations for charged particles p_T spectra, in 0-10%, 10-20%, 20-30%, 30-40% and 40-50% collision centralities are compared with the PHENIX measurements [33]. Simulated spectra explains the experimental data only up to $p_T \approx 1$ GeV. In all the collision centralities, at higher p_T , model produces less particles than in experiment. The results are interesting. It is well known that, compared to smooth hydrodynamics, in event-by-event hydrodynamics, p_T spectrum is hardened [30]. Still the hardening is not enough to produce requisite number of particles at large p_T . It is also well known that p_T spectra is hardened in viscous fluid. Better fit to charged particles p_T spectra at large p_T is expected if viscous rather than ideal fluid is formed in the collisions. We do note that in the present simulations, we have not made any conscientious attempt to fit the p_T , spectra. Only the charged particles multiplicity in 0-10% collision was fitted. Varying other parameters e.g. initial time,

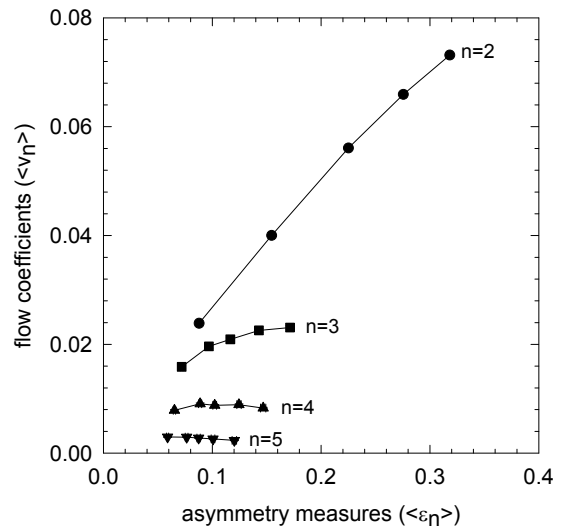


FIG. 4: Event averaged flow coefficients (v_n) against the asymmetry measures, (ϵ_n) for $n=2-5$.

initial fluid velocity, freeze-out temperature etc. fit to charged particles p_T spectra may be improved.

B. Centrality dependence of flow coefficients

1. Integrated flow coefficients

Integrated flows are one of the important observables in heavy ion collisions. As discussed earlier, initial spatial symmetry is converted into momentum asymmetry, which is quantified in terms of different flow coefficients. For example, elliptic flow (v_2) is response of an initial eccentricity (ϵ_2) of the collision zone. Triangular flow (v_3) is response of initial triangularity (ϵ_3) of the medium. Similarly, higher flow coefficients v_4 and v_5 are response of initial rectangularity (ϵ_4) and pentangularity (ϵ_5) of the initial medium. In Fig.3, the black circles are PHOBOS measurements [34] for centrality dependence of elliptic flow (v_2). v_2 increases rapidly as the collisions become more and more peripheral. Present simulations for v_2 in event-by-event hydrodynamics are shown as red circles. The simulation results agree well with the experimental data. In Fig.3, simulation results for (integrated) triangular flow (v_3), rectangular flow (v_4) and pentangular flow (v_5) are also shown. Triangular flow also increases as the collisions become more and more peripheral. However, rate of increase is much slower than that for elliptic flow. v_4 and v_5 on the otherhand appears to be approximately independent of the collision centrality. From central 0-10% to peripheral 40-50% collisions, they change by less than a few percent.

In smooth hydrodynamics, elliptic flow in Au+Au collisions has been investigated in detail. Approximately, elliptic flow is proportional to initial eccentricity ϵ_2 . Dependence of the event averaged flow coeffi-

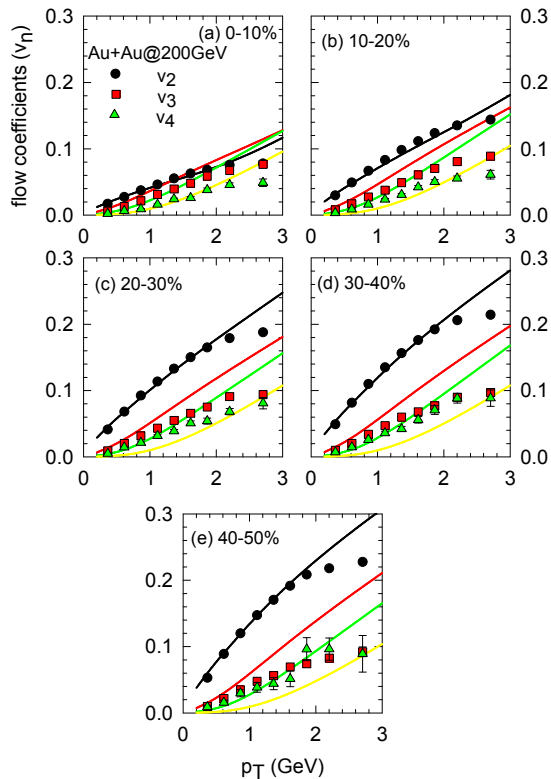


FIG. 5: (color online) In five panels, event-by-event simulations for flow coefficients v_n , $n=2-5$ in Au+Au collisions are shown. The black, red, green and yellow lines are respectively for elliptic flow v_2 , triangular flow v_3 , rectangular flow v_4 and pentangular flow v_5 . The black circles, red squares and green triangles are PHENIX measurements for elliptic, triangular and rectangular flow in Au+Au collisions at RHIC.

coefficients ($\langle v_n \rangle$, $n=2-5$) on the asymmetry measures ($\langle \epsilon_n \rangle$) in event-by-event hydrodynamics is shown in Fig.4. The symbols, from left to right corresponds to 0-10%, 10-20%, 20-30%, 30-40% and 40-50% Au+Au collisions. As expected, asymmetry measures increases with collision centralities. The increase is most in ϵ_2 , by a factor of ~ 3.5 from 0-10% collision centrality to 40-50% centrality. In other asymmetry measures, ϵ_n , $n=3-5$, the increase is more modest, factor of $\sim 2-2.5$ only. As it is in smoothed hydrodynamics, in event-by-event hydrodynamics also, elliptic flow increase, approximately linearly, with the initial eccentricity, $\langle v_2 \rangle \propto \langle \epsilon_2 \rangle$. Higher flow coefficients, v_3 also increase with initial triangularity, however, the increase evidently is not linear. Still higher flow coefficients v_4 (v_5), approximately remains the same in all the collision centralities (as already shown in Fig.3), they appear to be independent of the asymmetry measures, ϵ_4 (ϵ_5). Approximate centrality independence of higher flow coefficients, v_4 and v_5 in event-by-event hydrodynamics indicate that unlike the elliptic or triangular flow, rectangular flow v_4 or pentangular flow v_5 may not be related to initial asymmetry measure of the collision zone. Later, we will discuss the issue in more detail.

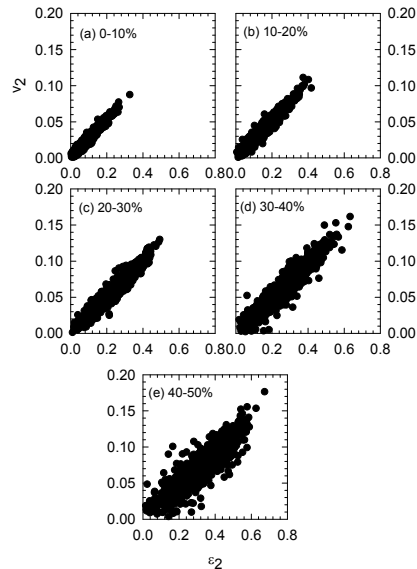


FIG. 6: Correlation between elliptic flow (v_2) and initial eccentricity (ϵ_2). Simulation results for v_2 is plotted against the initial eccentricity for $N_{event}=1000$ events. For a perfect correlation $v_2 \propto \epsilon_2$, all the points should lie on a straight line.

C. Differential flow coefficients

Differential flow coefficients are very sensitive observables and a model is well tested by comparing its predictions against experimental differential flow data. In Fig.5, in five panels (a)-(e), event-by-event hydrodynamic simulations for the differential flow coefficients, in 0-10%, 10-20%, 20-30%, 30-40% and 40-50% Au+Au collisions are shown. In each panel, the black, red, green and yellow lines are the simulation results for elliptic flow, triangular flow, rectangular flow and pentangular flow respectively. We have shown only the event averaged values. In each collision centralities, PHENIX measurements [19][20][21] for the elliptic, triangular and rectangular flow are shown as the black circles, red squares and yellow triangles. Simulations do reproduce the trend of the data, $v_2 > v_3 > v_4$. Event-by-event hydrodynamic simulations for the differential elliptic flow in Au+Au collisions agree well with the PHENIX data in all the collision centralities. In peripheral collisions, at $p_T > 2$ GeV, experimental data are marginally over predicted. We have simulated Au+Au collisions in the ideal fluid approximation. If instead of ideal fluid, viscous fluid is produced, better agreement with data is expected. Indeed, explicit event-by-event hydrodynamic simulations [35][36][37] do indicate that the event averaged flow coefficients reduces with viscosity. In any case the agreement with data for elliptic flow measurements is much better for event-by-event ideal hydrodynamics compared to ideal hydrodynamic calculations with smooth CGC/Glauber model initial conditions [38][39].

Even though simulation results for elliptic flow reasonably well agree with the PHENIX experiment, simula-

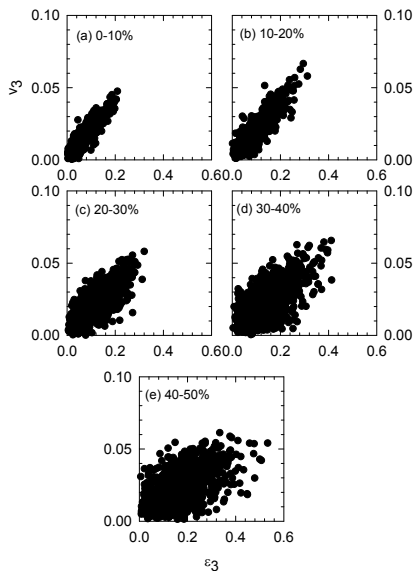


FIG. 7: Same as in Fig.6 but for triangular flow (v_3) and initial triangularity (ϵ_3).

tion results for triangular (v_3) and rectangular flow (v_4) appear to over predict the PHENIX data for the same. Interestingly, triangular flow is more over predicted than the rectangular flow. Also, the discrepancy between simulations and experiment is more in peripheral collisions than in central collisions. For example, in 0-10% collision, simulated v_3 , in the p_T range 1-2 GeV, over predict the PHENIX data by $\sim 30\%$. In 30-40% collision, the data are over predicted by $\sim 60\%$ or more. In 30-40% collisions, rectangular flow, in the p_T range 1-2 GeV, is overpredicted by 5-10% only. Here again, better agreement with data is expected if instead of ideal fluid, viscous fluid is formed in Au+Au collisions.

In Fig.5, the yellow lines represents the pentangular flow v_5 . We did not find any experimental data for the pentangular flow. Following the trend of the simulation results for higher harmonic v_3 , v_4 , which are overpredicted in simulations, we do expect that the present simulation also over predict v_5 . Present simulations then suggest that in experiments, in a peripheral 40-50% Au+Au collisions, in the p_T range 1-2 GeV, $\sim 2-5\%$ or less pentangular flow may be expected.

D. Correlation between (integrated) flow coefficients and initial asymmetry measures

Recently, in [40][41], correlation between integrated flow coefficients (v_n) and initial asymmetry measures (ϵ_n) of the collision zone was studied in event-by-event hydrodynamics. It was shown that while elliptic flow remain strongly correlated with initial eccentricity, correlations between the higher flow coefficients v_n and initial asymmetry measures ϵ_n , $n=3,4,5$, are much more weak. In

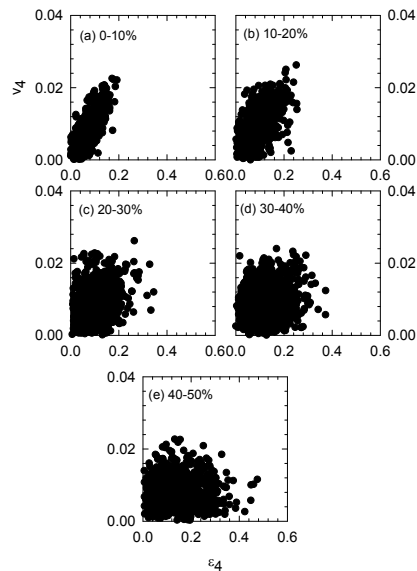


FIG. 8: Same as in Fig.6 but for rectangular flow (v_4) and initial rectangularity (ϵ_4).

[40][41] correlations between flow coefficients and asymmetry measures, in a single collision centrality, were studied. How the correlations are affected, as a function of collision centralities were not studied.

In Fig.6, we have plotted the simulated elliptic flow (v_2) against the initial eccentricity (ϵ_2) in $N_{event}=1000$ events. If v_2 is perfectly correlated with ϵ_2 , all the points should lie on a straight line. One observes that in central collisions, elliptic flow is strongly correlated with eccentricity. The correlation is marginally reduced in more peripheral collisions. One can conclude that in event-by-event hydrodynamics also, the correlation between elliptic flow and initial eccentricity is strong, irrespective of the collision centrality. In Fig.7-9, results obtained for higher flow harmonics are shown. In central collisions, correlation between triangular flow (v_3) and initial triangularity (ϵ_3) is strong, though degree of correlation appear to be less than that in elliptic flow. In more peripheral collisions however, correlation is significantly reduced. Correlation between higher flow harmonics, $v_4(v_5)$ and initial asymmetry measure $\epsilon_4(\epsilon_5)$ even in central collisions is visibly much weaker than the corresponding correlation between elliptic flow and initial eccentricity. The correlations deteriorate as the collisions become more and more peripheral. Indeed, from the scatter plot of v_4 and v_5 in peripheral collisions, it is difficult to claim that the flow coefficients are correlated with the asymmetry measures.

In [40] a quantitative measure was defined to quantify the correlation between flow coefficients and initial spatial asymmetry measure. A modified form is used here to quantify the correlation. For a perfect correlation, $v_n \propto \epsilon_n$ and simulated flow coefficients will fall on a straight line. Dispersion of the flow coefficients around the best fitted straight line then gives a measure of the

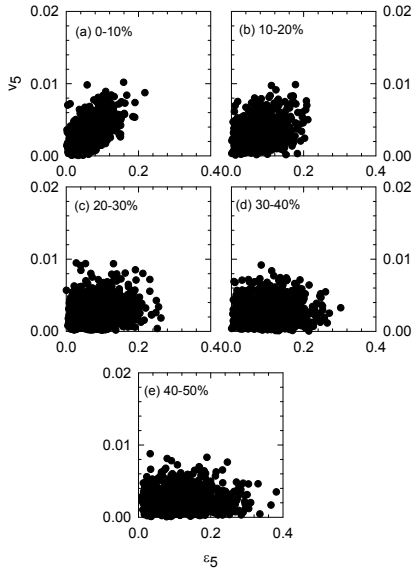


FIG. 9: Same as in Fig.6 but for pentangular flow (v_5) and initial pentangularity (ϵ_5).

correlation. We thus define a correlation measure function $C_{measure}$,

$$C_{measure}(v_n) = 1 - \frac{\sum_i [v_n^i(\epsilon_n) - v_{n,st.line}(\epsilon_n)]^2}{\sum_i [v_{random}^i(\epsilon) - v_{st.line}(\epsilon)]^2} \quad (10)$$

$C_{measure}$ essentially measures the dispersion of the simulated flow coefficients from the best fitted straight line, relative to completely random flow coefficients. It varies between 0 and 1. If flow coefficients are perfectly correlated then $v_n \propto \epsilon_n$ and $C_{measure}$ is identically unity. For completely random flow coefficients, $C_{measure}=0$. To obtain an even ground for comparison of $C_{measure}$ for different flow coefficients, the flow coefficients (v_n) and the asymmetry parameters (ϵ_n) are scaled to vary between 0 and 1. In Fig.10, we have shown the correlation measures for the flow coefficients as a function of collision centrality. The elliptic flow remain strongly correlated with initial eccentricity ($C_{measure}(v_2) \approx 0.95 - 0.99$) in 0-50% collisions. In central, 0-10%, 10-20% collisions, triangular flow (v_3) is also strongly correlated with initial triangularity (ϵ_3), ($C_{measure}(v_3) \approx 0.95$). Correlation is significantly reduced in more peripheral collisions and in 40-50% collisions, $C_{measure}(v_2) \approx 0.75$. In higher flow coefficients, correlation is even less in peripheral collisions.

If departure of $C_{measure}$ from unity is interpreted as a measure of flow uncorrelated with the initial asymmetry measure, for elliptic flow v_2 , in 0-50% collisions, less than $\sim 5\%$ of the flow is uncorrelated with initial eccentricity. In higher flow coefficients, v_n , $n=3-5$, uncorrelated flow grows with collision centrality. For example, in rectangular flow v_4 , uncorrelated flow grows from $\sim 10\%$ in 0-10% collisions to $\sim 40\%$ in 40-50% collision.

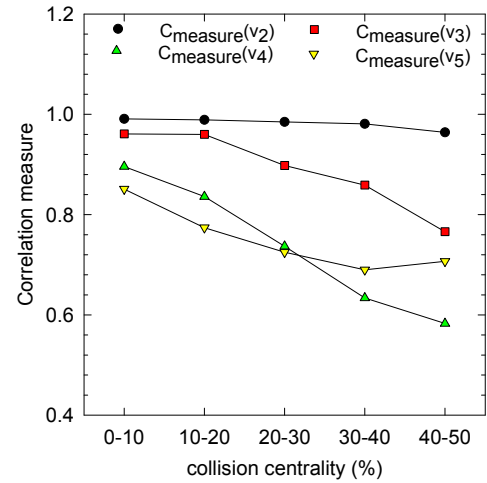


FIG. 10: (color online) collision centrality dependence of the correlation measure (see text) for v_2 , v_3 , v_4 and v_5

As it was discussed previously, present analysis of Au+Au data also indicate that better description to the data will be obtained if viscous fluid rather than ideal fluid is formed in Au+Au collision. In [40] viscous effects on the correlation between elliptic flow and initial eccentricity and between triangular flow and initial triangularity were studied. It was shown that the correlations reduce significantly in viscous fluid. In more realistic event-by-event hydrodynamic simulation of Au+Au collisions, with viscous fluid, correlation between higher flow coefficients and asymmetry measures then expected to reduce even more than obtained presently.

Comparatively low $C_{measure}$ or equivalently, large uncorrelated higher flow harmonics is difficult to understand. In ideal hydrodynamics, final flow coefficients are related to the initial transverse energy density, or more appropriately on the pressure gradients only. We have even assumed zero initial velocity. Yet, the flow coefficients, v_3 , v_4 and v_5 in peripheral collisions are largely unrelated to the initial asymmetry measures. Elliptic flow on the other hand is perfectly correlated with initial asymmetry measure. Source of the uncorrelated flows in higher harmonics can not be discerned presently. Possibly, other aspects of the initial density (higher moments or products of moments) are important in development of higher harmonics.

V. SUMMARY AND CONCLUSIONS

To summarize, in event-by-event hydrodynamics, we have studied the centrality dependence of charged particles multiplicity, p_T spectra, and flow coefficients (integrated and differential) in $\sqrt{s_{NN}}=200$ GeV Au+Au collisions. The initial energy density distributions are obtained from Monte-Carlo Glauber model. The Monte-Carlo Glauber model participant positions are smoothed with a Gaussian distribution of width $\sigma=0.5$ fm and nor-

malized to reproduce experimental charged particles multiplicity in 0-10% collision. We have simulated a large number of events, $N_{event}=1000$ in each collision centrality. Once the initial transverse energy density is fixed to reproduce multiplicity in 0-10% collision, the model reproduces the experimental multiplicity in other collision centralities within reasonable accuracy. Experimental charged particles transverse momentum spectra, however are reproduced in the model, only in a limited p_T range, $p_T \leq 1\text{GeV}$. At $p_T > 1\text{ GeV}$, simulated spectra under predict the experiment. In the simulations, dissipative effects are neglected. Dissipative effect like (shear) viscosity, will enhances particle production, more at high p_T than at low p_T . Better description to the p_T spectra is expected if instead of ideal fluid, viscous fluid is produced in Au+Au collisions. We have also compared the model simulations for integrated and differential flow coefficients with experimental data. Experimental (integrated) elliptic flow in Au+Au collisions are correctly reproduced in simulations. The model also reasonably well reproduces the experimental differential elliptic flow in 0-10%-40-50% collisions. In peripheral collisions, elliptic flow data however is overpredicted at high p_T . Higher flow coefficients v_3 and v_4 however are over predicted, more in peripheral than in central collisions. Here again, better description to the data is expected if instead of ideal fluid, viscous fluid is produced in Au+Au collisions.

We have also studied correlation between (integrated) flow coefficients and initial asymmetry measures of the collision zone. In all the collision centralities (0-10% to 40-50%) elliptic flow is strongly correlated with the initial asymmetry measure, the eccentricity of the collision zone. The higher flow coefficients however show much less correlation with the corresponding asymmetry measures. We have quantified the correlation and observe that with the exception for elliptic flow, which remain strongly correlated in all the collision centralities, for the higher flow coefficients, v_3 , v_4 and v_5 , correlation reduces significantly in more peripheral collisions. It appears that in higher flow coefficients, a significant part of the flow is unrelated to the initial asymmetry measures. The reason for the flow unrelated to the initial asymmetry can not be discerned presently. One can only conclude that apart from the initial density distribution of collision zone, other aspects, e.g. higher moments or product of higher moments are also important for the development of higher harmonics.

Acknowledgments

RH, VR and BM are supported by DAE-BRNS project Sanction No. 2010/21/15-BRNS/2026.

-
- [1] BRAHMS Collaboration, I. Arsene *et al.*, Nucl. Phys. A **757**, 1 (2005).
- [2] PHOBOS Collaboration, B. B. Back *et al.*, Nucl. Phys. A **757**, 28 (2005).
- [3] PHENIX Collaboration, K. Adcox *et al.*, Nucl. Phys. A **757** (2005), in press [arXiv:nucl-ex/0410003].
- [4] STAR Collaboration, J. Adams *et al.*, Nucl. Phys. A **757** (2005), in press [arXiv:nucl-ex/0501009].
- [5] K. Aamodt *et al.* [The ALICE Collaboration], Phys. Rev. Lett. **105**, 252301 (2010)
- [6] A. Collaboration, Phys. Rev. Lett. **106**, 032301 (2011)
- [7] K. Aamodt *et al.* [ALICE Collaboration], Phys. Lett. B **696**, 30 (2011)
- [8] K. Aamodt *et al.* [The ALICE Collaboration], Phys. Rev. Lett. **105**, 252302 (2010)
- [9] S. Manly *et al.* [PHOBOS Collaboration], Nucl. Phys. A **774**, 523 (2006)
- [10] J. Adams *et al.* [STAR Collaboration], Phys. Rev. Lett. **95**, 152301 (2005) [nucl-ex/0501016].
- [11] J. Putschke, J. Phys. G **34**, S679 (2007) [nucl-ex/0701074 [NUCL-EX]].
- [12] B. I. Abelev *et al.* [STAR Collaboration], Phys. Rev. Lett. **102**, 052302 (2009) [arXiv:0805.0622 [nucl-ex]].
- [13] B. Alver, G. Roland, Phys. Rev. **C81**, 054905 (2010).
- [14] B. H. Alver, C. Gombeaud, M. Luzum, J. -Y. Ollitrault, Phys. Rev. **C82**, 034913 (2010).
- [15] P. Sorensen, J. Phys. G **37**, 094011 (2010) [arXiv:1002.4878 [nucl-ex]].
- [16] V. Khachatryan *et al.* [CMS Collaboration], JHEP **1009**, 091 (2010) [arXiv:1009.4122 [hep-ex]].
- [17] D. Velicanu [CMS Collaboration], arXiv:1107.2196 [nucl-ex].
- [18] [ALICE Collaboration], Phys. Rev. Lett. **107**, 032301 (2011).
- [19] A. Adare *et al.* [PHENIX Collaboration], Phys. Rev. Lett. **105**, 062301 (2010) [arXiv:1003.5586 [nucl-ex]].
- [20] A. Adare *et al.* [PHENIX Collaboration], Phys. Rev. Lett. **107**, 252301 (2011) [arXiv:1105.3928 [nucl-ex]].
- [21] R. Lacey [PHENIX Collaboration], J. Phys. G **38**, 124048 (2011) [arXiv:1108.0457 [nucl-ex]].
- [22] B. Alver, M. Baker, C. Loizides and P. Steinberg, arXiv:0805.4411 [nucl-ex].
- [23] M. Rihan Haque, V. Roy and A. K. Chaudhuri, Phys. Rev. C **86**, 037901 (2012)
- [24] A. K. Chaudhuri, arXiv:0801.3180 [nucl-th].
- [25] Y. Aoki, G. Endrodi, Z. Fodor, S. D. Katz and K. K. Szabo, Nature **443**, 675 (2006)
- [26] Y. Aoki, S. Borsanyi, S. Durr, Z. Fodor, S. D. Katz, S. Krieg and K. K. Szabo, JHEP **0906**, 088 (2009)
- [27] S. Borsanyi *et al.*, JHEP **1011**, 077 (2010) [arXiv:1007.2580 [hep-lat]].
- [28] Z. Fodor, J. Phys. Conf. Ser. **230** (2010) 012013.
- [29] V. Roy and A. K. Chaudhuri, Phys. Lett. B **703**, 313 (2011)
- [30] Z. Qiu and U. W. Heinz, Phys. Rev. C **84**, 024911 (2011)
- [31] D. Teaney, L. Yan, Phys. Rev. **C83**, 064904 (2011).
- [32] S. S. Adler *et al.* [PHENIX Collaboration], Phys. Rev. C **71**, 034908 (2005) [Erratum-ibid. C **71**, 049901 (2005)]
- [33] S. S. Adler *et al.* [PHENIX Collaboration], Phys. Rev. C **69**, 034910 (2004) [nucl-ex/0308006].

- [34] B. B. Back *et al.* [PHOBOS Collaboration], Phys. Rev. C **72**, 051901 (2005) [nucl-ex/0407012].
- [35] Z. Qiu, C. Shen and U. Heinz, Phys. Lett. B **707**, 151 (2012) [arXiv:1110.3033 [nucl-th]].
- [36] B. Schenke, S. Jeon and C. Gale, J. Phys. G **38**, 124169 (2011).
- [37] A. K. Chaudhuri, Phys. Lett. B **710**, 339 (2012)
- [38] V. Roy, A. K. Chaudhuri and B. Mohanty, Phys. Rev. C **86**, 014902 (2012) [arXiv:1204.2347 [nucl-th]].
- [39] A. K. Chaudhuri, J. Phys. G **37**, 075011 (2010) [arXiv:0910.0979 [nucl-th]].
- [40] A. K. Chaudhuri, Phys. Lett. B **713**, 91 (2012)
- [41] A. K. Chaudhuri, arXiv:1210.2249 [nucl-th].