

THE FORMATION OF LARGE GALACTIC DISKS THROUGH THE HIERARCHICAL SCENARIO: FURTHER CONSEQUENCES

FRANCOIS HAMMER

*GEPI, Observatoire de Paris & CNRS, 5 Place Jules Janssen, 92195 MEUDON FRANCE
francois.hammer@obspm.fr*

YANBIN YANG

GEPI, Observatoire de Paris & CNRS 5 Place Jules Janssen, 92195 MEUDON FRANCE

HECTOR FLORES

GEPI, Observatoire de Paris & CNRS, 5 Place Jules Janssen, 92195 MEUDON FRANCE

MATHIEU PUECH

GEPI, Observatoire de Paris & CNRS, 5 Place Jules Janssen, 92195 MEUDON FRANCE

Received (10 September 2012)

Published (11 October 2012)

Using the deepest and most complete observations of distant galaxies, we investigate the progenitors of present-day large spirals. Observations include spatially-resolved kinematics, detailed morphologies and photometry from UV to mid-IR. Six billions years ago, half of the present-day spirals were starbursts experiencing major mergers, evidence for this is provided by their anomalous kinematics and morphologies. They are consequently modeled using hydrodynamics models of mergers and it perfectly matches with merger rate predictions by state-of-the-art- Λ CDM semi-empirical models. Furthermore imprints in the halo of local galaxies such as M31 or NGC5907 are likely caused by major merger relics. This suggests that the hierarchical scenario has played a major role in shaping the massive galaxies of the Hubble sequence. Linking galaxy properties at different epochs is the best way to fully understand galaxy formation processes and we have tested such a link through generated series of simulations of gas-rich mergers. Mergers have expelled material in galactic haloes and beyond, possibly explaining 60% of the missing baryons in Milky-Way (MW) mass galaxies. A past major merger in M31 might drastically affect our understanding of Local Group galaxies, including MW dwarfs. We also propose future directions to observationally constrain the necessary ingredients in galaxy simulations.

Keywords: Galaxies; galaxy formation; cosmology; observations; dark matter

PACS Nos.: include PACS Nos.

1. Introduction

The way galaxies form is still not fully understood and no consensus on this question has been reached yet. Galaxies assemble their mass through major, minor mergers,

and gas accretion but the balance between these mechanisms is still debated. The present generation of instruments allows us to study with considerable details the progenitors of present-day galaxies up to eight or even ten billion years in the past. Spatially resolved kinematics is currently observed^{1,2,3,4} revealing internal motions on 3 to 7 kpc scales, up to $z=2.5$. Imagery with the HST-ACS reveals sub-kpc details and numerous instruments allow us to retrieve almost completely their spectral energy distribution from UV to radio wavelengths. Then why a consensus is so hard to establish?

Perhaps this is caused by a combination of multiple reasons. Large scale simulations are remarkable tools to investigate galaxy formation though relating them to observations is not always trivial. Moreover it has been shown⁵ that simplifications in semi-analytic models (SAM) may considerably alter their predictions. For example the major merger rate has been underestimated by factors reaching 10 for models assuming (unphysical) instant stripping of the smallest interloper gas. Such an assumption does not only considerably reduce the merger rate experienced by a galaxy, but it also prevents the gas from retaining the orbital angular momentum and then from possibly reforming a disk. A complete review of the various caveats in SAMs can be found in Hopkins et al.⁵. It has led to significantly improved predictions from cosmological simulations that account for the numerous spiral galaxies observed today⁶.

Observations could also provide contradictory results, often caused by methodological reasons, not the least of them being the differences between the selection criteria. Representative samples of present-day galaxy progenitors at six billion years look-back time^{7,8} ($z \sim 0.7$) can be securely gathered, but this is still problematic at larger look-back times^a. Gathering sufficient amount of complementary observations is also vital, because several mechanisms could explain a single observation. For example spatially resolved kinematics should be associated with deep imagery at red rest-frame wavelengths, otherwise without knowing the orientation of the disk major axis, it would be uncertain whether or not a galaxy is rotating.

Galaxy formation is not only interesting by itself, but is intimately related to the way astrophysicists have established the dark matter (DM) content of the Universe. The spiral galaxy rotation curves and velocity dispersion of MW faint dwarfs provide two important observational lines of evidences on the DM. It may be useful to understand how a galaxy has been formed prior to evaluating its DM content.

In the present paper we will introduce the most accomplished survey of distant galaxies, called Intermediate MASS Galaxies Evolutionary Sequence (IMAGES). In Section 2, we present the morphological and kinematical properties of distant galax-

^aSelecting $z > 1$ galaxies using visible filters strongly biases the selection in favour of actively forming, young and low-mass galaxies. Moreover, linking $z > 1$ galaxies to their descendants is problematic given the high probability of merger events during the elapsed time, i.e., 8 billion years.

ies showing that half of local spiral disks were not in place six billion years ago. In Section 3, we find that this result is consistent with Λ CDM model predictions, i.e. that the morphologies and kinematics of distant galaxies are consistent with various major merger phases. In Section 4, we verify whether this result is robust with regards to detailed observations of nearby spirals and their haloes. In Section 5, we investigate some consequences of the hierarchical scenario, within the Local Group and how it contributes to solve the missing baryon problem. Section 6 suggests some directions to improve both observations and simulations, including by bringing IMAGES observational constraints to the models of star formation history (SFH).

2. A galaxy evolution census during the past 6 billion years

The explicit goal of IMAGES is to gather enough constraints on $z=0.4-0.8$ galaxies for linking them directly to their descendants, the local galaxies. Its selection is limited by an absolute J-band magnitude ($M_J(AB) < -20.3$), a quantity relatively well linked to the stellar mass⁷, leading to a complete^b sample of 63 galaxies with $M_{stellar} > 1.5 \cdot 10^{10} M_{\odot}$, and with an average value similar to the MW mass. The set of measurements includes:

- HST imagery (one to three orbits in b, v, i and z) to recover colour-morphology comparable⁸ to the depth and resolution (<400 pc) of local galaxies from the Sloan Digitized Spectroscopic Survey⁹ (SDSS);
- spatially-resolved kinematics from VLT/GIRAFFE (from 8 to 24hrs integration times) to sample gas motions at ~ 7 kpc resolution scale⁷;
- deep VLT/FORS2 observations (two \times three hours with two grisms at R=1500) to recover the gas metal abundances¹⁰;
- Spitzer 24 μ m observations to estimate the extinction-corrected SF rates as well as Spitzer IRAC and GALEX deep observations providing photometric points to constraint the spectral energy distribution.

Taken together, these measurements ensure that the IMAGES sample collects enough data to characterise morphologies, internal motions, and mass evolution of distant galaxies. Their depth and resolution allow us to retrieve essential parameters with a similar accuracy to that which is currently obtained for local galaxies. IMAGES galaxies have been observed in four different fields of view to avoid cosmological variance effects. IMAGES is hardly affected by cosmological dimming, because the imaging depth ensures the detection of the optical disk of a MW-like galaxy after being redshifted to $z \sim 0.5$.

^bThe stellar mass distribution of IMAGES galaxies is well consistent with that of the deepest surveys; strictly speaking, IMAGES is the only representative survey of distant galaxies with spatially resolved kinematics because other surveys are either contaminated by ultra star forming dwarves or are not selected using galaxy stellar mass or proxy's.

According to the Cosmological Principle, progenitors of present-day giant spirals have properties similar to those of galaxies which emitted their light ~ 6 Gyr ago. Fig. 1 presents the results of a morphological analysis of 116 SDSS galaxies (top) and of 143 distant galaxies for which depth, spatial resolution and selection are strictly equivalent⁸. The 143 distant galaxies (Fig. 1, bottom) include the 63 from IMAGES as well as a complementary number of distant galaxies without emission lines⁸. Statistical distributions (stellar mass, star formation, etc.) of both low and high redshift galaxies have been verified to be consistent with the results of large surveys. The methodology for classifying the morphologies follows a semi-automatic decision tree, which uses as templates the well known morphologies of local galaxies that populate the Hubble sequence, including the color of their sub-components^{11,8}. Such a conservative method is the only way for a robust morphological classification, and indeed, the results⁸ are similar to those of an expert¹² in the field.

However morphological appearance may be affected by star formation. The next step in classifying the nature of distant galaxies is to compare the morphological classification to the spatially-resolved kinematics. The latter provides a kinematical classification of velocity fields ranging from rotation, perturbed rotation or complex kinematics^{1,7}. It has been robustly established¹¹ that peculiar morphologies correlate well with anomalous kinematics and vice versa: 95% and 86% of galaxies with complex kinematics and perturbed rotations have peculiar morphologies, respectively. On the other hand 80% of galaxies with robust rotation show spiral morphologies.

Is that correlation preserved when using automatic classification methods based on concentration and asymmetry of the galaxy luminosity profile? The answer is negative¹¹, and these methods overestimate the number of spirals by a factor of two, a problem already identified¹³. Automatic classification methods are interesting and appealing because they can be applied to very large number of galaxies. However they provide too simplistic results to interpret complex objects like distant galaxies. Their limitations in distinguishing peculiar from spiral morphologies lead to a far larger systematic than the Poisson statistical uncertainty for a sample of one hundred of objects⁸.

Fig. 1 illustrates the global evolution of the Hubble sequence during the past 6 Gyr. The link between the two Hubble sequences (past and present-day) is marginally affected by very recent mergers or by stellar population evolution. Merger occurrence decreases rapidly at recent epochs and the stellar evolution is precisely compensated by the redshift evolution of the $M_{stellar}/L_K$ ratio⁸. As a result galaxies in the bottom panel of Fig. 1 should be the progenitors of those in the top panel. The fraction of E/S0 galaxies has not evolved, while half of the spirals were not in place 6 Gyr ago, or in other words, half of the spiral progenitors have either peculiar morphology and/or anomalous kinematics.




Fig. 1. Present-day Hubble sequence derived from the local sample (top) and past Hubble sequence derived from the distant sample (bottom). Each stamp represents approximately 5% of the galaxy population. Galaxy fractions are given in percentage.

3. The observed prominence of mergers in the spiral past history

The remarkable agreement between morphological and kinematical classifications implies that dynamical perturbations of the gaseous component at large scales are linked to the peculiar morphological distribution of the stars. This suggests a common process at all scales for gas and stars in these galaxies. Which physical processes may be responsible of this morpho-kinematic behavior? Most anomalous galaxies reveal peculiar large-scale gas motions affecting their overall velocity field. Minor mergers (mass ratio well above five) can locally affect the dispersion map¹⁴ while they do not affect the large scale rotational field over several tens of kpc^c. Outflows provoked by stellar feedback are not observed in the IMAGES galaxies that are generally forming stars at moderate rate^{17,18}. Internal fragmentation is limited because less than 20% of the IMAGES sample show clumpy morphologies¹⁹ while associated cold gas accretion tends to vanish in massive halos at $z < 1$, with rates $< 1.5 M_{\odot}/\text{yr}$ at $z \sim 0.7$ ^{20,21}. Finally perturbations from secular and internal processes (e.g. bars or spirals) are too small to be detected by the "large-scale" spatially resolved spectroscopy of IMAGES. Major mergers appear to be the most likely mechanism explaining abnormal morphologies as well as peculiar large scale motions of the gas in anomalous galaxies. In fact merger random walk evolution explains the strong redshift increase in the scatter of both the mass-velocity (Tully-Fisher) relation^{1,22,23} and the luminosity-metallicity relation^{24,10}.

This has led us to test, and then successfully model, five of the IMAGES galaxies via major mergers^{25,26,27,28,29} using hydrodynamical simulations (GADGET2 and ZENO). However the amount of data to be reproduced per galaxy is simply enormous, leading to 21 observational constraints to be compared to 16 free model parameters²⁶. We have limited our subsequent analysis to the 33 anomalous galaxies belonging to one field for reasons of data homogeneity. A comparison of their morpho-kinematics properties to those from a grid of simple major merger models³⁰, provided convincing matches in about two-thirds of the cases¹⁷. This implies that a third of $z=0.4-0.8$ spiral galaxies are (or have been) potentially involved in a major merger. Setting aside the bulge-dominated galaxies (E/S0) which fraction does not evolve, means that half of present-day spirals were involved in a major merger phase six billion years ago¹⁷.

Why IMAGES is finding so many galaxies that can be attributed to a major merger phase? In fact the morpho-kinematic technique used in IMAGES is found to be sensitive to all merger phases, from pairs to the post-merger relaxation phase. The merger rate associated with different phases has been calculated³¹, and found to match perfectly predictions by state-of-the-art Λ CDM semi-empirical models

^cThis is entirely true for very minor mergers (mass ratio more than 10) while intermediate mergers may affect significantly the galaxy properties during short phases. Due to their lower impact and their longer duration¹⁵, they are considerably less efficient than major mergers in distorting morphologies and kinematics or they do it in a somewhat sporadic way¹⁶.

³² with no particular fine-tuning. Thus, both theory and observations predict an important impact of major mergers for progenitors of present-day spiral galaxies so that the whole Hubble sequence could be just a vestige of merger events¹⁷.

4. Galactic bulges and disks as relics of the last major merger

The present-day Hubble sequence (see Fig.1 top panel) indicates a remarkable behavior of massive galaxy morphologies. Almost all are structured along two main sub-components, a dispersion dominated bulge surrounded by a rotationally supported disk. Why are such complex systems so well organised along a decreasing bulge-to-total ratio (B/T) if they are affected by numerous internal and external physical processes? This suggests a single dominant process¹⁷, and mergers could be the culprits as the last major event roughly traces B/T³². However because major mergers can easily destroy thin rotating disks³³, this creates an apparent tension between the large fraction of present-day disks and their survival within the Λ CDM³⁴. Solving this requires that many disks should be rebuilt after mergers, which is expected if the initial gas content is large enough. If true, mergers may bring enough orbital angular momentum to solve³⁵ the spin catastrophe, i.e. the longstanding problem that disks formed in isolation are too small and with too small angular momentum³⁶.

Athanassoula³⁷ reviewed the different physical processes leading to the formation of elliptical and spiral galaxies. The "merger hypothesis"³⁸ for elliptical galaxies interprets them as the product of gas-poor or successive major mergers. It appears more and more plausible that spiral galaxies could also result from mergers of gas-rich galaxies^{39,17}. Re-formation of disks after major mergers has already been described in 2002³⁰, assuming a small gas fraction (12%) in the progenitors. With much larger gas fraction a rebuilt disk could be more prominent and after subsequent star formation, it could dominate the galaxy^{40,41,42} as shown in Fig. 2. In fact estimates of gas fractions in galaxies at earliest epochs indicate values that exceed 50% at $z \sim 1.5$ -2^{43,44,18}. These are likely low limits because observations of very distant galaxies are biased towards either massive or star-forming objects.

Empirical models of galaxy luminosity or stellar mass function and gas content allow³² us to evaluate which mergers matter. The hierarchical scenario reproduces well the observed increase of B/T with luminosity or mass³². The derived merger rate implies that major mergers could dominate the formation and assembly of MW mass galaxy substructures³². The corresponding major merger rate³² with baryonic mass ratio smaller than 4:1, provides values consistent with IMAGES observations³¹. It also predicts that a MW mass galaxy (as those in the top panel of Fig. 1) should have experienced on average 1.2 such events during the past 12.5 billion years ($z=6$). Then it is possible that the overall morphology of massive galaxies has been shaped by major mergers: in fact an increasing number of recent cosmological simulations indeed lead to the formation of late-type disk galaxies with MW mass after such events^{6,46}.

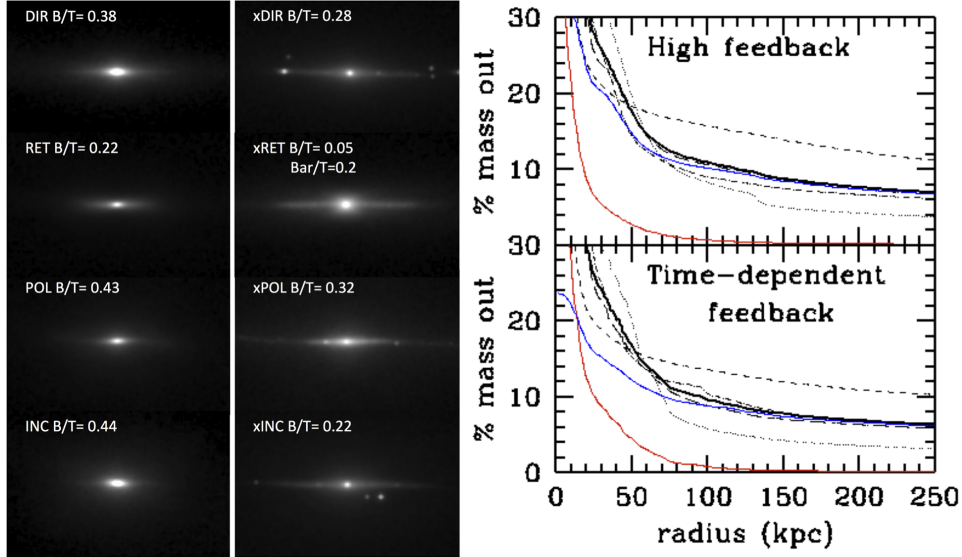


Fig. 2. *Left:* Simulated 3:1, gas-rich (initial gas fraction: 60%) merger remnants, 8 billion years after fusion, assuming Barnes (2002, see Table 1 of Ref. 30) orbits with pericentre radius of 16kpc. Each image is 35 kpc wide, horizontally. The model is based on GADGET2 within which we have implemented cooling, star formation, and feedback processes following Cox et al. (2006)⁴⁵. However we have adopted a large number of particles, i.e. 1500K particles including 500K baryons with a corresponding mass similar to that of the MW ($7.3 \cdot 10^{10} M_{\odot}$) and a baryonic fraction of 20%. DM and baryon particles have masses of $2.75 \cdot 10^5 M_{\odot}$ and $1.375 \cdot 10^5 M_{\odot}$, respectively. *Right:* Fraction of baryons outside a given radius for merger remnants 8 billion years after fusion. The thick black line represents the average of DIR (dots), RET (short dash), POL (long dash), and INC (dot-short dash) orbits. Blue and red solid lines represent the averaged, outside fraction of gas and stars to total mass.

A major merger scenario may face the problem of reconstructing disks as thin as the observed ones. In fact, numerical simulations are rapidly progressing, and the recent simulations^{47,48,49} show rebuilt thin disks after mergers that could resemble the observed ones. On the observational side, near-IR observations of edge-on spirals⁵⁰ have revealed the presence of massive thick disks. This could relax the thin disk requirement from observations because near-IR morphology provides the best proxy of the stellar mass distribution⁵³. Non negligible thick disks are indeed expected to form after major mergers^{52,53}.

Perhaps the most difficult challenge for the hierarchical scenario is due to the presence of very late type spirals, i.e. bulge-less galaxies. It has been shown⁵¹ that within 8 Mpc, most massive galaxies are bulge-less or have bulges that follow a luminosity profile similar to that of the disk^d. Part of this problem may be alleviated

^dSuch bulges are called pseudo-bulges or disky-bulges as opposed to classical bulges that show

because the B/T ratio strongly depends on the merger orbital parameters. Fig. 2 presents rebuilt disks 8 billion years after a gas-rich merger and the B/T ratio may vary by a factor 2 from prograde-prograde (DIR) to retrograde-retrograde (RET) orbits. Adopting low feedback values⁴⁵ after the fusion (models labelled "x") also helps to reconstruct more dominant disks. Alternatively the feedback may be assumed to be more efficient within the central region^{54,46} allowing for redistribute of the gas angular momentum to the disk. Many of the simulated bulges displayed in Fig. 2 are pseudo-bulges^e, confirming the result^{46,55} that gas-rich major mergers may lead to purely disky-structures, which could resolve the above challenge.

5. Merger imprints in observations of nearby spirals

Having a tumultuous merger history 6 Gyr ago should have left some imprints in many present-day spiral galaxies. Let us consider our nearest neighbour, M31 whose classical bulge and high halo metallicity both strongly suggest a major merger origin⁵⁶. In fact the considerable number of streams in the M31 haunted halo could be the result of a major merger instead of a considerable number of minor mergers⁵². This provides a robust explanation of the stellar Giant Stream⁵⁷: it could be made of tidal tail stars captured by the galaxy gravitational potential after the fusion time. In fact stars of the Giant Stream⁵⁸ have ages older than 5.5 Gyr, which is difficult to reconcile with a recent minor merger⁵⁹. A 3:1 gas-rich merger may reproduce⁵² the M31 substructures (disk, bulge & thick disk) as well as the Giant Stream assuming the interaction and fusion may have occurred 8.75 ± 0.35 and 5.5 ± 0.5 Gyr ago, respectively. Besides this, the Milky Way may have had an exceptionally quiet merger history⁶⁰ during the past 11 billion years.

Further away from the Milky Way, the outskirts of isolated spiral galaxies have been observed⁶¹ at unprecedented depth, up to a surface brightness sensitivity of $\mu_V = 28.5$ mag/arcsec². This work revealed stellar streams of various shapes surrounding many spiral galaxies. These observations are often considered as evidencing the presence of minor mergers in spiral galaxies. For example, the NGC5907 halo reveals spectacular and gigantic loops, which have been modeled by a very minor merger with a 4000:1 mass ratio⁶². However to reproduce them, minor mergers with mass ratio larger than 12:1 require initial orbits with low eccentricities⁶², i.e. not consistent with cosmological simulations⁵³. Alternatively the whole NGC5907 galaxy (disk, bulge and thick disk) and associated loops have been successfully modeled⁵³ by assuming a 3:1 gas-rich major merger 8 to 9 billion years ago, and considering orbits consistent with cosmological simulations.

Further work is needed to firmly establish which process is responsible for the tumultuous history of nearby spirals that is imprinted into their haloes. In most

a very centrally concentrated mass distribution and the formation of which is associated with gas-poor or successive mergers.

^eModels displayed in Fig. 2 have adopted very low softening lengths (from 10 to 20 pc) allowing to fully sample the central bulge luminosity profile.

cases⁶¹, there is no hint of the residual of a satellite core that would be responsible of the nearby spiral halo streams. Because these structures have sizes comparable to, or larger than, the optical disk of the host galaxy, some satellite cores should be caught during the action, otherwise this favours a major merger origin.

6. Further consequences to explore

6.1. *The nature of MW dwarfs*

A major merger, that occurred five to six billion years ago at the M31 location, may have affected the whole content of the Local Group, because two-third of its baryons lie in this galaxy. In fact gas-rich major mergers are efficient in forming tidal dwarfs⁶³ (TDGs) with baryonic masses up to that of the Large Magellanic Cloud. The proximity of the Magellanic Clouds (MCs) near the MW is quite exceptional⁶⁴: only 0.4% of local galaxies display such an environment, and those are found in a double galaxy system such as the Local Group with M31 and the MW. Tracing back the LMC provides several configurations for which it was close to M31 5 to 7 billion years ago⁶⁵. The other exceptional feature is the distribution of MW dwarfs that lie, and have their motions, within a thick plane almost perpendicular to the MW disk⁶⁶. Linking the M31 merger model to the MW leads to a natural explanation of both MCs proximity and the plane of MW dwarfs⁶³: these would have been formed within a gas-rich tidal tail formed at the first passage of the M31 merger event. Such a tidal tail is inserted within a thick plane that is almost perpendicular to the orbital angular momentum, as is for the M31 disk^{52,53}. Because the later is almost seen edge-on, the thick plane includes the MW. Moreover, the location of the Giant Stream further limits the volume swept by the tidal tail, that still includes the MW. The MW could be presently reached by the tidal tail, whose modeling predicts a velocity consistent with that of the LMC⁶³.

The above scenario could appear speculative and is far from being proved. First, MW dwarfs, with the noticeable exception of MCs, are gas-free objects while TDGs expelled by the M31 merger are 90% gas-rich⁶³. Second it has been argued that, due to their large velocity dispersions, MW dwarves are largely dominated by dark matter^{67,68}, while TDGs are DM free. The first problem has been addressed^{69,70} through simulations of gas-rich, dwarf irregular galaxies entering the MW potential of a massive galaxy: they can be entirely stripped of their gas through tidal shocks and ram pressure. However such an attempt requires to be done for DM free TDGs, instead of DM-dominated irregular galaxies. Because only the DM-content of MW dwarfs has been tested, the second problem is of tremendous importance⁷¹ for the Λ CDM scenario that predicts a very large number of DM dominated dwarfs. Simulations^{72,73} of DM free satellites have shown that, after several orbits around the MW, satellites are out-of-equilibrium bodies with high apparent mass-to-light ratios. If such progenitors of MW satellites have reached the MW potential at the same time along a few specific orbits, they may reproduce most of their intrinsic kinematics and surface brightness⁷¹. Our simulations of M31 tidal tails^{63,74} provide

realistic TDGs that are far less compact than assumed in the previous work^{72,73} and are more easily disrupted after a single passage. Completing such a study⁷⁴ is mandatory to verify whether or not the large mass-to-light ratios of the MW dwarfs falsify the M31 scenario.

6.2. Which fraction of missing baryons are expelled during mergers?

It has been realised that half of the baryons are missing⁷⁵ in the Local Universe when compared to their amount in the Lyman α forest, at $z \sim 3$. MW-mass galaxies are also missing 50% of their baryonic content when compared to the 17% universal baryon fraction^{76,77}. Where are the missing baryons? Inventory of baryons in the MW and nearby spirals has recently been reviewed⁷⁸ accounting for the most recent results in all halo gas phases. Neutral hydrogen in high velocity clouds within 50 kpc provides less than $10^8 M_\odot$ i.e., less than a percent of the disk baryonic mass. Lyman α absorbers show a high covering fraction of warm and hot hydrogen gas with $\sim 10^{10} M_\odot$ within 300 kpc⁷⁹, i.e., 20% of the MW-disk baryonic mass. Detection of gas in very hot phases requires X-ray spectroscopy and is often limited by the difficulty to estimate the distance from the MW center. Perhaps, from a recent detection within a 200 kpc radius⁸⁰, it could reach the baryonic mass of the MW disk. Thus the missing baryons are likely to be located beyond 50 kpc and deeper observations at all wavelengths are necessary to detect them all.

Fig. 2 (right) provides the fraction of baryonic mass ejected by major merger models. It appears that 18% of the total baryonic mass is distributed outside a radius of 50 kpc while 7% lies outside 250 kpc, a radius often adopted for the virial radius of the MW. In Fig. 2 the baryonic mass of the outer halo and beyond is essentially made of gas, and its fraction does not vary significantly with the orbits or with the star formation history. Because each MW-like galaxy has experienced 1.2 major merger over the past 12.5 billion years, possibly $\sim 22\%$ of the baryons lie beyond 50 kpc, confirming previous results about the missing baryons driven by major mergers^{81,82}. This fraction of baryons in galaxy's outskirts can be entirely attributed to mergers because we have assumed almost no baryons beyond 50 kpc in the initial interlopers. Minor mergers may also contribute to the expulsion of baryons: a 7:1 minor merger expels 8.5 and 4% of the baryons at 50 and 250 kpc, respectively. Integrating the merger rate to $\leq 10:1$ mergers implies that up to 30% of the whole baryonic mass of MW-mass galaxies could have been ejected at more than 50 kpc.

These preliminary results need to be extended to a wider galactic mass range. Such an estimate⁸² has been previously attempted, although it only accounted for the few percent of unbound hot baryons expelled beyond the virial radius. We confirm this result but find a much larger value if accounting for cold and warm gas

expelled through tidal tails (10% at > 250 kpc). In fact the baryon budget⁷⁵ only compares the detected to the expected baryonic contents, and most missing baryons likely lie within the virial radius⁷⁶, as also predicted by Fig.2. Our simulations show that the fraction of expelled baryons beyond 50 kpc is very stable with time, and mergers could be responsible of $\sim 60\%$ (corresponding to 30% of the whole baryonic content) of the missing baryons in MW-mass galaxies. Accounting also for the history of gas accretion, feedback & heating from a cosmic UV field^{47,46} could be sufficient to explain the all missing baryons.

7. Prospective and conclusion

Important progress is expected on both observational and theoretical sides: IMAGES results have to be independently confirmed, although it needs to avoid automatic procedures that often degrade the significance of astrophysical data. With this, the so numerous unstable, anomalous progenitors of present-day spirals, with behavior so similar to major mergers will provide major constraints for disk galaxy formation theories and simulations.

Further investigations of the merger role in shaping galactic substructures are necessary. Fig. 3 shows an example of a simulation adopting a very small gravitational softening length, $\epsilon = 10$ pc, allowing the investigation of central regions of the remnant that show some similarities with the nearest classic ringed barred spiral, NGC 1433. About one fifth of all spirals include a ring or pseudo ring-shaped pattern in the light distribution, often associated with a bar⁸³. Ultimately using series of major merger simulations it may be possible to reproduce the current optical and HI morphologies of each spiral in the Hubble sequence. Fig. 3 illustrates the need for very large number of particles to resolve both central and outer parts. This could favour our approach that consists to model individual merger allowing to detail small scale structures (e.g., bulge & bars) rather than using zoomed cosmological simulations for including smooth gas accretion from the intergalactic medium. The latter will be systematically less efficient to sample small scales because they would need extremely high number of particles⁴⁶.

Our modeling should be up-graded to include gas accretion, perhaps in following simple fitting formulae for the cold gas accretion rate⁸⁴. This is why we have limited our simulations to 8 billion year after fusion, i.e., a period ($z \leq 1.07$) during which cold streams penetrating the hot atmospheres of massive halos at $z \geq 2$ gradually disappear⁴⁷. Such a period is sufficient to investigate a significant part of the mergers having lead to spiral morphologies.

Implementing the feedback history is a well-known problem for galaxy simulations. Fig. 2 shows two-set of models with a feedback efficiency half of the high feedback defined by Cox (2006)⁴⁵, before the fusion, one set assuming this feedback for all the simulation duration, the other being time-dependent, assuming a decrease after fusion to a low⁴⁵ feedback value. This may be crude even if it has been quite




Fig. 3. *Top*: Central view of the remnant of a retrograde (RET³⁰) orbit (almost face-on view of Fig. 2, Left panel, xRET) for stars and cold gas. The formation of the bar follows quite accurately the star formation in the rebuilt disk, and it appears 1.5 billion year after the fusion. *Bottom*: Observed red stars and HI gas of NGC 1433⁸³.

compelling for reproducing the details of galaxy substructures and halo streams in M31 and NGC 5907. Considerable progress has been made in evaluating the feedback and its role in the gas-to-stars transition⁴⁹. Large feedback from early massive stars and observations at high z qualitatively support an early large feedback efficiency. IMAGES includes sufficiently large number of mergers at different phases to sample a star formation history mimicking that associated to mergers³¹. This crucial observation could be used to empirically calibrate the feedback efficiency, assuming that feedback is controlling the SFH⁴⁹.

Why is it so important to link distant to nearby galaxies? The present stage of identifying galaxy morphological classes (e.g., Fig. 1) and sub-classes (e.g., Fig.3) is not sufficient to explore the galaxy formation past history. The proposed link could improve our understanding of galaxy formation with an impact comparable to the discovery of the DNA for interpreting the zoological classification. Moreover, during mergers, a significant fraction of cold baryons are ejected in the halo, retaining some orbital angular momentum, and in fact HI gas often displays large-scale spiraling structures. Perhaps spiral galaxies are not in equilibrium, thus affecting the DM estimates from their HI rotation curves. Besides this, Fig.2 illustrates that different SFHs lead to very different number of TDGs produced by a merger event: this requires one to constrain the SFH prior to an attempt to evaluate the fraction of dwarfs that could be TDGs⁸⁵. Further observations from currently existing telescopes are required, including:

- A complete sample of $z > 2$ galaxies selected from K band for sampling the red stellar population at rest. This is the only way to quantitatively estimate the relative roles of mergers and gas accretion at this epoch, and this requires an observational data set similar to that provided by IMAGES.
- To derive the unknown fraction of low surface brightness galaxies at $z = 1-2$. Those are rare objects locally, but their number fraction may have increased dramatically in the distant, gas-dominated Universe. This is crucial for testing the merger progenitor properties that are otherwise assumed to be thin disks.
- The best place to investigate relics deposited by mergers and other phenomena is the halo: ionised gas properties in galactic haloes can be derived from integral field units up to $z \sim 0.7$, and HI extended maps are currently available⁸⁶ in a 15 Mpc local volume.

Acknowledgements

We are very indebted to Sidney van den Bergh for his thorough reading of the paper and for providing us with a far improved English wording.

References

1. Flores, H., Hammer, F., Puech, M. et al., *Astron. Astrophys.*, **455**, 107 (2006)
2. Forster-Schreiber, N. M., Genzel, R., Bouche, N. et al., *Ap. J.*, **706**, 1364 (2009)
3. Law, D. R., Steidel, C. C., Erb, D. K., et al., *Ap. J.* **697**, 2057 (2009)
4. Epinat, B., Contini, T., Le F'evre, O., et al., *Astron. Astrophys.* **504**, 789 (2009)
5. Hopkins, P. F., Croton, D., Bundy, K. et al., *Ap. J.*, **724**, 915 (2010)
6. Font, A. S., McCarthy, I. G., Crain, R. A. et al., *Mon. Not. R. Astron. Soc.*, **416**, 2802 (2011)
7. Yang, Y. B. Flores, H., Hammer, F. et al., *Astron. Astrophys.*, **477**, 789 (2008)
8. Delgado-Serrano, R.; Hammer, F.; Yang, Y. B. et al., *Astron. Astrophys.*, **509**, 78 (2010)

9. Abazajian, K. N., Adelman-McCarthy, J. K., Agueros, M. A. et al, *Ap. J. Sup. Ser.* **182**, 543 (2009)
10. Rodrigues, M., Hammer, F., Flores, H. et al., *Astron. Astrophys.*, **492**, 371 (2008)
11. Neichel, B., Hammer, F., Puech, M. et al., *Astron. Astrophys.*, **484**, 159 (2008)
12. van den Bergh S., *Pub. Astron. Soc. Pacific* , **114**, 797 (2002)
13. Conselice C. J., Bundy K., Ellis R. S. et al., *Ap. J.*, **628**, 160 (2005)
14. Puech, M.; Hammer, F., Flores, H. et al., *Astron. Astrophys.*, **476**, 21 (2007)
15. Jiang, C. Y., Jing, Y. P., Faltenbacher, A. et al., *Ap. J.*, **675**, 1095 (2008)
16. Hopkins, P. F., Hernquist, L., Cox, T. J. et al., *Ap. J.*, **688**, 757 (2008)
17. Hammer F., Flores H., Puech, M. et al., *Astron. Astrophys.*, **507**, 1313 (2009)
18. Rodrigues, M., Puech, M., Hammer, F. et al., *Mon. Not. R. Astron. Soc.*, **421**, 2888 (2012)
19. Puech M., *Mon. Not. R. Astron. Soc.*, **406**, 535 (2010)
20. Keres, D., Katz, N., Fardal, M. et al., *Mon. Not. R. Astron. Soc.*, **395**, 160 (2009)
21. Brooks, A. M.; Governato, F.; Quinn, T. et al., *Ap. J.*, **694**, 396 (2009)
22. Puech, M. Flores, H., Hammer, F. et al., *Astron. Astrophys.*, **484**, 173 (2008)
23. Covington, M. D., Kassin, S. A., Dutton, A. A., et al., *Ap. J.*, **710**, 279 (2010)
24. Liang, Y. C., Hammer, F., & Flores, H., *Astron. Astrophys.*, **447**, 113 (2006)
25. Peirani S., Hammer F., Flores H. et al., *Astron. Astrophys.*, **496**, 51 (2009)
26. Yang, Y. B., Hammer, F., Flores, H. et al., *Astron. Astrophys.*, **501**, 437 (2009)
27. Hammer F., Flores H., Yang Y. B., et al., *Astron. Astrophys.*, **496**, 381 (2009)
28. Puech M., Hammer F., Flores H. et al., *Astron. Astrophys.*, **493**, 899 (2009)
29. Fuentes-Carrera, I., Flores, H., Yang, Y. B. et al., *Astron. Astrophys.*, **513**, 43 (2010)
30. Barnes, J.E., *Mon. Not. R. Astron. Soc.*, **333**, 481 (2002)
31. Puech M., Hammer, F., Hopkins, P. F. et al., *Ap. J.*, **753**, 128 (2012)
32. Hopkins, P. F., Bundy, K., Croton, D. et al., *Ap. J.*, **715**, 202 (2010)
33. Toth, G., & Ostriker, J. P., *Ap. J.*, **389**, 5 (1992)
34. Stewart, K., & Bullock, J. S., Wechsler, R. et al., *Ap. J.*, **702**, 307 (2009)
35. Maller A. H., Dekel A., Somerville R., *Mon. Not. R. Astron. Soc.*, **329**, 423 (2002)
36. Navarro, J. & Steinmetz, M., *Ap. J.*, **528**, 607 (2000)
37. Athanassoula E., *Astronomical Society of the Pacific*, **421**, 157 (2010)
38. Toomre, A., Toomre, J., *Ap. J.*, **178**, 623 (1972)
39. Hammer, F., Flores, H., Elbaz, D. et al., *Astron. Astrophys.*, **430**, 115 (2005)
40. Brook, C. B., Kawata, D., Gibson, B. K. et al., *Ap. J.*, **612**, 894 (2004)
41. Springel, V., Hernquist, L., *Ap. J.*, **622**, 9 (2005)
42. Robertson, B., Bullock, J. S., Cox, et al., *Ap. J.*, **645**, 986 (2006)
43. Daddi, E., Bournaud, F., Walter, F. et al., *Ap. J.*, **713**, 686 (2010)
44. Erb, D. K., Shapley, A. E., Pettini, et al., *Ap. J.*, **644**, 813 (2006)
45. Cox, T.J., Jonsson, P., Primack, J.R. et al., *Mon. Not. R. Astron. Soc.*, **373**, 1013 (2006)
46. Brook, C. B.; Stinson, G.; Gibson, B. K. et al., *Mon. Not. R. Astron. Soc.*, **419**, 771 (2011)
47. Keres, D., Vogelsberger, M., Sijacki, D. et al., *Mon. Not. R. Astron. Soc.*, **425**, 2027 (2012)
48. Guedes, J., Callegari, S., Madau, P. et al., *Ap. J.*, **742**, 76 (2011)
49. Hopkins, P. F.; Cox, T. J.; Hernquist, L. et al., *Mon. Not. R. Astron. Soc.* submitted (arXiv:1206.0011) (2012)
50. Comerón, S., Elmegreen, B. G., Knapen, J. H. et al., *Ap. J.*, **741**, 28 (2011)
51. Kormendy, J., Drory, N., Bender, R. et al., *Ap. J.*, **723**, 54 (2010)
52. Hammer, F.; Yang, Y. B.; Wang, J. L. et al., *Ap. J.*, **725**, 542 (2010)

53. Wang, J. L.; Hammer, F.; Athanassoula, E. et al., *Astron. Astrophys.*, **538**, 121 (2012)
54. Governato, F., Brook, C. B., Brooks, A. M. et al., *Mon. Not. R. Astron. Soc.*, **398**, 312 (2009)
55. Keselman, J. A., Nusser, A., *Mon. Not. R. Astron. Soc.*, **424**, 1232 (2012)
56. van den Bergh, S., in *The Local Group as an Astrophysical Laboratory*, ed. M. Livio & T. M. Brown (Cambridge: Cambridge Univ. Press), P.1-15 (2005)
57. Ibata, R., Irwin, M., Lewis, G. et al., *Nature*, **412**, 49 (2001)
58. Brown, T. M., Smith, E., Ferguson, H. C. et al., *Ap. J. Lett.*, **658**, L95 (2007)
59. Font, A. S., Johnston, K. V., Ferguson, A. M. N., et al., *Ap. J.*, **673**, 215 (2008)
60. Hammer, F., Puech, M., Chemin, L. et al., *Ap. J.*, **662**, 322 (2007)
61. Martínez-Delgado, D., et al., *Astronomical J.*, **140**, 962 (2010)
62. Martínez-Delgado, D., Peñarrubia, J., Gabany, R. J. et al., *Ap. J.*, **689**, 184 (2008)
63. Fouquet, S., Hammer, F., Yang, Y. B. et al., *Mon. Not. R. Astron. Soc.*, in press (arXiv:1209.4077) (2012)
64. Robotham, A. S. G., Baldry, I. K., Bland-Hawthorn, J., et al., *Mon. Not. R. Astron. Soc.*, **424**, 1448 (2012)
65. Yang, Y., & Hammer, F., *Ap. J. Lett.*, **725**, L24 (2010)
66. Metz, M., Kroupa, P., & Libeskind, N. I., *ApJ*, **680**, 287 (2008)
67. Walker, M. G., Mateo, M., & Olszewski, E. W., *Ap. J. Lett.*, **688**, L75 (2008)
68. Strigari, L. E., Bullock, J. S., Kaplinghat, M. et al., *Nature*, **454**, 1096 (2008)
69. Mayer, L., Kazantzidis, S., Mastropietro, C. et al., *Nature*, **445**, 738 (2007)
70. Mayer, L., *Advances in Astronomy*, article id. 278434 (2010)
71. Kroupa, P., *Publications of the Astronomical Society of Australia*, **29**, 395 (2012)
72. Kroupa, P., *New Astronomy*, **2**, 139 (1997)
73. Casas, R. A., Arias, V., Pena Ramrez, K. et al., *Mon. Not. R. Astron. Soc.*, **424**, 1941 (2012)
74. Yang, Y. B. et al., in preparation (2012)
75. Fukugita, M., Hogan, C. J., Peebles, P. J. E., *Ap. J.*, **503**, 518 (1998)
76. Sommer-Larsen, J., *Ap. J.*, **644**, 1 (2006)
77. McGaugh, S. S., Schombert, J. M., de Blok, W. J. G. et al., *Ap. J.*, **708**, 14 (2010)
78. Putman, M. E., Peek, J. E. G., Jong, M. R., *Annu. Rev. Astron. Astrophys.*, **50**, 491 (2012)
79. Prochaska, J. X., Weiner, B., Chen, H.-W. et al., *Ap. J.*, **740**, 91 (2011)
80. Gupta, A., Mathur, S., Krongold, Y. et al., *Ap. J.*, **756**, 8 (2012)
81. Sinha, M., Holley-Bockelmann, K., *Mon. Not. R. Astron. Soc.*, **397**, 190 (2009)
82. Sinha, M., Holley-Bockelmann, K., *Mon. Not. R. Astron. Soc.*, **405**, 31 (2010)
83. Buta, R. & Combes, F. *Fund. Cosmic Physics* **Vol. 17**, pp. 95-281 (1996)
84. Faucher-Giguere, C.A., Keres, D., Ma, C. P., *Mon. Not. R. Astron. Soc.*, **417**, 2982 (2012)
85. Okazaki, T., & Taniguchi, Y., *Ap. J.*, **543**, 149 (2000)
86. Walter, F., Brinks, E., de Blok, W. J. G. et al., *Astron. J.*, **136**, 2563 (2008)