

# Numerical simulations of dynamics and emission from relativistic astrophysical jets

**Petar Mimica**

Departamento de Astronomía y Astrofísica, Universidad de Valencia, 46100, Burjassot, Spain

E-mail: [petar.mimica@uv.es](mailto:petar.mimica@uv.es)

**Miguel Angel Aloy**

Departamento de Astronomía y Astrofísica, Universidad de Valencia, 46100, Burjassot, Spain

**Jesus M. Rueda-Becerril**

Departamento de Astronomía y Astrofísica, Universidad de Valencia, 46100, Burjassot, Spain

**Siham Tabik**

Dept. Computer Architecture, University of Malaga, 29080 Málaga, Spain

**Carmen Aloy**

Departamento de Astronomía y Astrofísica, Universidad de Valencia, 46100, Burjassot, Spain

**Abstract.** Broadband emission from relativistic outflows (jets) of active galactic nuclei (AGN) and gamma-ray bursts (GRBs) contains valuable information about the nature of the jet itself, and about the central engine which launches it. Using special relativistic hydrodynamics and magnetohydrodynamics simulations we study the dynamics of the jet and its interaction with the surrounding medium. The observational signature of the simulated jets is computed using a radiative transfer code developed specifically for the purpose of computing multi-wavelength, time-dependent, non-thermal emission from astrophysical plasmas. We present results of a series of long-term projects devoted to understanding the dynamics and emission of jets in parsec-scale AGN jets, blazars and the afterglow phase of the GRBs.

## 1. Introduction

Relativistic jets are found in a variety of astrophysical scenarios such as active galactic nuclei (AGN), microquasars, gamma-ray bursts (GRBs) and those resulting from tidal-disruption events (TDEs). While jet temporal and spatial timescales can vary from relatively small and short-lived (GRB jets) to very large and long-lived (AGN jets), what they have in common is that they are relativistic, seem to be very collimated and appear to be launched from a region very close to the accreting black hole (see e.g., [1] for a recent review and introduction to relativistic jets).

In this paper we review a series of projects whose aim is to understand the dynamics and emission from relativistic jets by focusing on specific scenarios appearing in relativistic jets

of AGNs, blazars and GRBs. We begin by describing the numerical method in section 2, where we describe the equations of special relativistic magnetohydrodynamics and the code *MRGENESIS* (section 2.1), and then give some details about the treatment of non-thermal particles (section 2.2) and the radiative transfer (section 2.3), both of which are handled by the *SPEV*. In section 3 we present three of the applications of *MRGENESIS+SPEV* method, and we conclude in the section 4.

## 2. Numerical method

The numerical method we use consists of three parts, each dealing with a different aspect of the jet dynamics and emission. In the section 2.1 we discuss the equations of the special relativistic magnetohydrodynamics (RMHD). In sections 2.2 and 2.3 the treatment of non-thermal particles and emission, as well as that of the radiative transport is explained. Finally, the structure of the *SPEV* code is explained in 2.3.1.

### 2.1. Special relativistic magnetohydrodynamics

We solve the system of equations of ideal special RMHD[2], which consists of the mass and the total-energy momentum conservation<sup>1</sup>

$$\nabla_{\alpha}(\rho u^{\alpha}) = 0 \quad ; \quad \nabla_{\alpha} T^{\alpha\beta} = 0, \quad (1)$$

where the covariant derivative is denoted by  $\nabla_{\alpha}$ .  $\rho$  is the fluid rest-mass,  $u^{\alpha}$  is the fluid 4-velocity, and the energy-momentum tensor is defined as

$$T^{\alpha\beta} := \rho h^* u^{\alpha} u^{\beta} + p^* \eta^{\alpha\beta} - b^{\alpha} b^{\beta}. \quad (2)$$

The Minkowski metric is  $\eta^{\alpha\beta} = \text{diag}(-1, +1, +1, +1)$ , and the total pressure is  $p^* := p + |b|^2/2$ , where  $p$  is the fluid pressure.  $b^{\alpha}$  is the magnetic field four-vector,

$$b^0 := \Gamma(\mathbf{v} \cdot \mathbf{B}), \quad b^i := \frac{B^i}{\Gamma} + v^i b^0. \quad (3)$$

Here  $\mathbf{B}$  is the magnetic field 3-vector and  $\mathbf{v}$  the fluid velocity 3-vector, whose Lorentz factor is defined as  $\Gamma := (1 - v^2)^{-1/2}$ . The total specific enthalpy is defined as

$$h^* := h + \frac{|b|^2}{\rho} = 1 + \epsilon + \frac{p}{\rho} + \frac{|b|^2}{\rho}, \quad (4)$$

where  $\epsilon$  is the specific internal energy, which depends on the equation of state  $p = p(\epsilon, \rho)$ . We use the TM approximation to the Sygne equation of state, where the specific enthalpy  $h$  is defined as [3]  $h = (5/2)(p/\rho) + \sqrt{(9/4)(p/\rho)^2 + 1}$ . Finally, the magnetic field has to satisfy the induction equation

$$\frac{\partial \mathbf{B}}{\partial t} - \nabla \times (\mathbf{v} \times \mathbf{B}) = 0, \quad (5)$$

and the divergence constraint  $\nabla \cdot \mathbf{B} = 0$ .

We use the code *MRGENESIS* [4, 5, 6, 7] to numerically solve the system of equations of RMHD. *MRGENESIS* uses operator-splitting, finite-volumes, explicit method and employs approximate Riemann solvers for the computation of intercell fluxes, as well as total variation diminishing second and third-order Runge-Kutta methods for the time integration (for a recent overview of jet simulation codes see e.g. [8]). *MRGENESIS* has been massively parallelized using OpenMP and MPI libraries and has achieved reasonable scaling up to  $10^4$  cores on the *MareNostrum* machine at the Barcelona Supercomputing Centre.

<sup>1</sup> In this section we assume a system of units where the speed of light  $c = 1$  and the factor  $1/\sqrt{4\pi}$  is included in the definition of the magnetic field.

## 2.2. Non-thermal particles and emission

As discussed in the section 1, a small fraction of very energetic particles (“non-thermal electrons” in the following) is responsible for the observed jet emission. In [9] we discuss in detail the method which deals with the spatial and temporal evolution of the non-thermal electrons in a magnetized relativistic fluid. Here we summarize the most important properties of the method.

*2.2.1. Non-thermal electron evolution* We assume that electrons are injected at relativistic shocks and use the phenomenological injection term which denotes the number of particles injected per unit volume and unit time,

$$Q(\gamma) = Q_0 \left( \frac{\gamma}{\gamma_{\min}} \right)^{-q} S(\gamma; \gamma_{\min}, \gamma_{\max}), \quad (6)$$

where  $\gamma$  is the electron Lorentz factor  $\gamma = E/(m_e c^2)$ ,  $E$  being its energy and  $m_e$  being its mass.  $Q_0$  is the normalization of the injection energy spectrum,  $q$  is the power-law index and the function  $S(x; a, b)$  has the value 1 if  $a \leq x \leq b$  and 0 otherwise<sup>2</sup>. The temporal evolution of the electron energy distribution in the fluid comoving frame<sup>3</sup> is governed by the kinetic equation [10]:

$$\frac{\partial n(t; \gamma)}{\partial t} + \frac{\partial}{\partial \gamma} [\dot{\gamma} n(t; \gamma)] = Q(\gamma), \quad (7)$$

where  $n(t; \gamma)$  is the number density of electrons in an interval  $d\gamma$  around the Lorentz factor  $\gamma$  at the time  $t$ . Energy gains and losses are described by the term  $\dot{\gamma} := d\gamma/dt$ . For sufficiently small intervals of time we can write the energy losses as

$$\frac{d\gamma}{dt} = k_a \gamma - k_s \gamma^2, \quad (8)$$

where the adiabatic gains or losses are described by the quantity

$$k_a := \frac{d \ln \rho}{dt},$$

which denotes the compression or expansion of the fluid element, while the synchrotron losses are denoted by

$$k_s := -\frac{4\sigma_T B'^2}{3m_e^2 c^2}$$

where  $B'$  is the magnetic field strength in the fluid comoving frame and  $\sigma_T$  is the Thomson cross section.

As described in section 3.2 of [9], we discretize the electron energy space in a number of logarithmically spaced bins and use a semi-analytic solver to accurately solve the equation (7) with a minimum computational effort.

*2.2.2. Non-thermal radiation processes* We consider the following radiation processes in our simulations: synchrotron emission, synchrotron-self Compton (SSC) scattering, and the external inverse-Compton (EIC) scattering.

**Synchrotron emission** is produced when high-energy electrons gyrate around the magnetic field lines, producing a non-thermal, broadband emission spectrum. It is computed for each

<sup>2</sup> We fix  $q = 2.3$  and determine the rest of the parameters by assuming a proportionality between the number and energy density of the non-thermal electrons and those of the thermal fluid (see equations 36 and 37 of [9]).

<sup>3</sup> We assume that non-thermal electrons are advected with the thermal fluid. The spatial distribution of non-thermal electrons is represented by Lagrangian tracer particles.

energy bin of the electron distribution using the interpolation method described in the sections 2.1.3 and 4.3.1 of [11].

**Inverse-Compton scattering** is a scattering of a low-frequency photon off a high-energy electron, whereby the frequency of the outgoing photon can be many orders of magnitude larger than that of the incoming one. In our numerical method it is computed analytically (see section 2.2.2 of [11]) assuming that the incoming emission spectrum is a power-law, as is the energy spectrum of the electrons off which the photons scatter. This method has been used in [12] to compute the EIC scattering of the ultraviolet stellar, photons, as well as in [13] to compute both the SSC and EIC emission in the blazar jets.

### 2.3. Radiative transfer

To compute the time- and frequency-dependent synthetic image we use the algorithm described in the Appendix A of [9]. Both this algorithm and the one described in the previous section are building blocks of the code *SPEV*. *SPEV* solves the radiative transfer equation

$$\frac{dI_\nu}{ds} = j_\nu - \alpha_\nu I_\nu, \quad (9)$$

where  $I_\nu$ ,  $j_\nu$  and  $\alpha_\nu$  are the specific intensity, emissivity and absorption coefficient at frequency  $\nu$ .  $s$  is the distance along the line of sight which is seen by the observer at the time  $T$ . The relation between the time of observation and the time  $t$  in the laboratory frame (the frame in which the jet evolution is simulated) is given by

$$t = T + (D - s)/c, \quad (10)$$

where  $D$  is the distance of the jet injection point from the Earth and we choose that  $s = 0$  at that point. As can be seen, in order to solve the equation (9), it is not enough to process each saved simulation snapshot at time  $t_{\text{snapshot}}$ . Instead, it is necessary to process *all* snapshots *simultaneously* because of the fact that distance from the observer and the time at which the snapshot has been taken are not independent, but must satisfy the equation (10). In practice, this means that the radiative transfer equation (9) cannot be solved before *all* the information along the line of sight has been gathered. This makes the problem tightly coupled and highly non-local, complicating the code parallelization and increasing the CPU and memory costs.

*2.3.1. Structure and parallelization of the SPEV code* The evolution and emission from the non-thermal particles (section 2.2) and the computation of the resulting emission (section 2.3) are done by the *SPEV* code whose structure can be sketched as follows: after creating the initial Lagrangian particles (representing the pre-existing non-thermal electrons), *SPEV* iteratively runs through the three phases: evolution of existing particles, injection of new particles, and calculation of the emission (i.e., contribution to the pixels of a virtual detector on which the emission is computed).

*SPEV* has two important characteristics very useful for its parallelization: the evolution of each Lagrangian particle during the simulation does not affect the evolution of the rest of the particles, and the contribution to each pixel of the detector is independent from the contribution to any other pixel. Therefore, *SPEV* is parallelized over particles *and* detector pixels. The data is partitioned into different sets and distributed among different computing units (e.g., multiple multicore-nodes connected by means of the network or by means of buses). Each set of particles can evolve separately without the need of any kind of communications during the iterative process. When the iterative process ends, data is transferred to the master node and then the radiative transfer equation (9) is solved for each pixel. More details about the parallel implementation are provided in [14, 15]. This parallel approach has shown very good scalability on different HPC-systems, especially on medium scale multi-sockets multicores of up to 50 cores.

### 3. Applications

In this section we outline a number of application of *MARGENESIS* + *SPEV* approach to relativistic jets. In section 3.1 we discuss the radio emission from parsec-scale jets. The section 3.2 is devoted to address the highly variable and highly energetic emission from the blazars, while section 3.3 presents results of a long-term study of gamma-ray burst afterglows.

#### 3.1. Parsec-scale jets

Parsec-scale jets are radio features on a scale of several light years. They are seen emerging from AGNs over periods of months to years. It is widely accepted that the radio maps are not direct observations of the physical quantities (density, pressure, velocity, composition, etc.) in the jet, but are influenced by a number of relativistic effects (Doppler shift, beaming) as well as by the degradation of the image due to a finite resolution of the radio telescopes. By using numerical simulations of the jet dynamics and, subsequently, by computing the synthetic radio maps we can test theoretical jet models and directly compare them to the observations, as well as study some of the events which are expected to occur in them<sup>4</sup>. In a previous work [9] we studied one such event, which is an injection of a perturbation into a steady jet shown on Figure 1. This jet is over-pressured and under-dense with respect to the surrounding medium and has a number of recollimation shocks, which can be seen as knots in the density profile shown on Figure 1.

The perturbation has a form of a temporary increase in the fluid velocity at the jet injection point located at the left grid boundary. This results in the development of shock and rarefaction waves which propagate down the jet and interact with the recollimation shocks, resulting in a complex, non-linear evolution of the perturbation and several trailing components (see section 7 of [9] or more details). Figure 2 shows the radio maps taken at six different epochs of the jet evolution. In the first three panels we can see the main component (perturbation) as a dark region propagating through the jet. In the last three panels we see a gradual reestablishment of the steady jet.

The contours show the image degraded to the resolution available with today’s radio telescopes. As can be appreciated, many of the small-scale details of the jet evolution and emission are lost in the relatively strong blurring of the image due to the low resolution of the actually observable radio maps. Therefore it is important to use the hydrodynamic simulations and possess the ability to compute time-dependent radio maps from those simulations because this enables us to compute both the full-resolution and the degraded images and thus evaluate which of the observed features of the jet dynamics and emission are intrinsic to the jet and which are the artefact of the *finite* observational resolution.

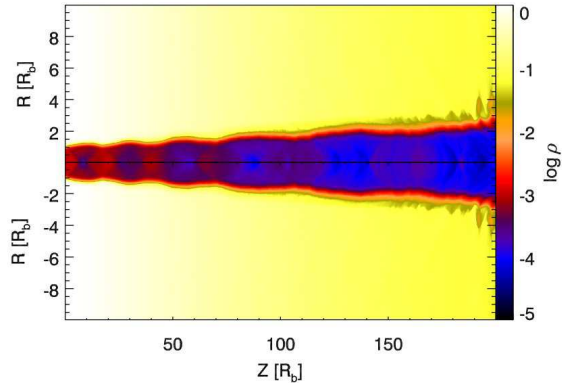
#### 3.2. Blazar jets

Blazars are jets pointing almost directly towards us. They are characterised by high variability of their emission, often in the form of flares observed by X-ray satellites<sup>5</sup>. It is thought that the cause of the flares are the collisions of parts of the jet with different velocities (“shells” in the following), whereby a fraction of the shell kinetic energy is dissipated by the shocks which propagate through the shells as a result of their collision, and a fraction of the dissipated energy is radiated and observed as a flare. This is called the internal shock scenario [18, 19, 20, 21, 22, 23, 6, 24, 3, 13]. Figures 3 and 4 illustrate the internal shocks model and the typical distance scales at which shells collide in blazar jets.

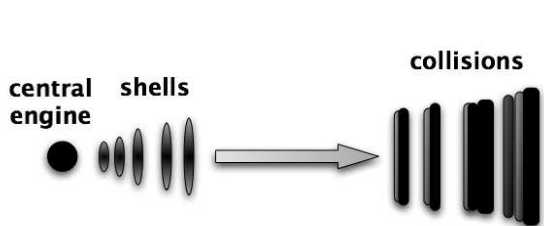
We study the dynamics and emission from single shell collisions, using one-dimensional [23] and two-dimensional [21] hydrodynamic simulations, as well as one-dimensional

<sup>4</sup> Our work on blazar jets (section 3.2) as well as studies of the stability of initially very magnetized ( $\sigma \geq 100$ ) jets (e.g. [16]) indicate that at parsec-scales distances AGN jets are expected to be at most very weakly magnetized (e.g.  $\sigma \leq 10^{-4}$ )


<sup>5</sup> For an example of X-ray flares from a well known blazar Mrk 421 see e.g., [17]



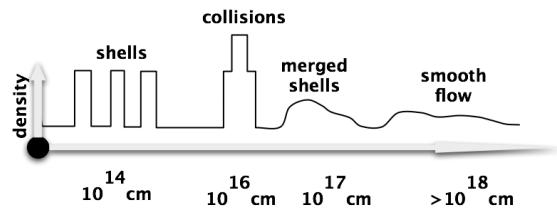
**Figure 1.** Logarithm of the density of a steady-state jet propagating through a stratified atmosphere. The jet is initially under-dense and over-pressured with respect to the surrounding medium. The density is shown in arbitrary units, while the length scale is in the units of the jet radius at the left grid boundary. See section 2 of [9] for the details of the hydrodynamic models. Note that the vertical scale is enlarged for the better visualization of the jet.



**Figure 3.** An illustration of the internal shocks model: an intermittently active central engine (supermassive black hole at the center of the galaxy) ejects inhomogeneous shells which collide and produce observed flares.



**Figure 2.** Radio emission at 43 GHz resulting from a temporary velocity perturbation propagating through the steady-state jet shown on Figure 1. The gray shades in the panels show the radiation intensity (in arbitrary units) at (from top to bottom) 0.02, 0.39, 0.75, 1.12, 1.94 and 4.58 years since the injection of the perturbation. The contours show the image degraded to the resolution available with today's VLBI technique. The dashed blue line shows the approximate trajectory of the main component. See section 7 of [9] for more details.

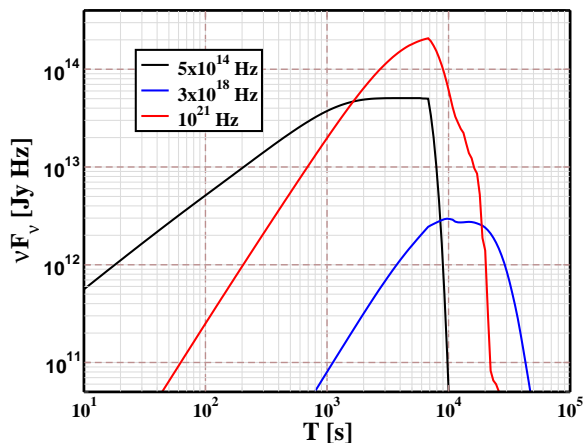


**Figure 4.** Distance scales in the internal shocks model in blazars: the shells, whose characteristic size is  $\approx 10^{14}$  cm, collide at distances  $\approx 10^{16} - 10^{17}$  cm from the central engine, merge and continue flowing as a smooth jet at parsec-scale distances ( $\approx 10^{18}$  cm).

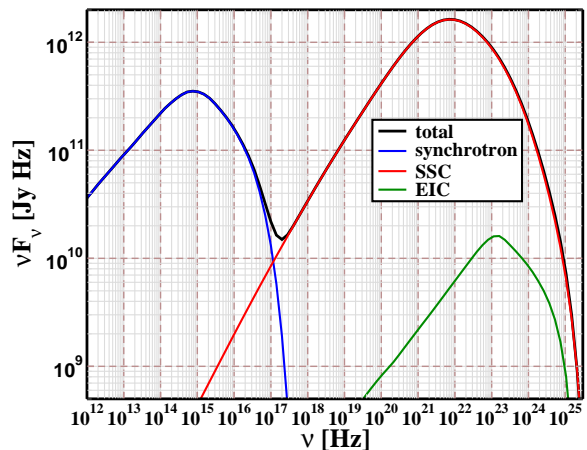
magnetohydrodynamic simulations [6]. We found that the lateral shell spreading is negligible on the length scales considered and that the one-dimensional approximation is accurate [21].

Furthermore, we find that the magnetization of the flow plays a crucial role in the efficiency of the conversion of kinetic into thermal energy (and subsequently into radiation). From the computational point of view we found the hydrodynamic simulations to be rather expensive and unsuitable for parameter space studies.

In the follow-up works [3, 13] we simplify the hydrodynamic approach in order to be able to devote more resources to the computation of the emission and to be able to cover larger parameter space. We study a large number of shell collisions where both shells have the same energy and size, but their velocity and the degree of magnetization can vary. We denote the shell Lorentz factor by  $\Gamma := (1 - v^2/c^2)^{-1/2}$ , where  $v$  is the shell velocity. The magnetization for cold and relativistic shells (e.g.  $p/\rho c^2 \ll 1$  and  $\Gamma \gg 1$ , where  $\rho$  and  $p$  are the shell rest-mass density and the thermal pressure) is defined as  $\sigma := B^2/(4\pi\Gamma^2\rho c^2)$ . We compute the exact solution of the Riemann problem<sup>6</sup> for each shell collision and determine the strength and velocity of the shocks which are formed by the shell interaction. By covering a large parameter space of possible shell magnetization (we studied  $10^6$  shell collisions with  $\sigma$  ranging from  $10^{-6}$  to  $10^3$  for each shell independently) we find that the “sweet spot” for the efficiency of the kinetic energy conversion is not for  $\sigma \ll 1$ , as might be expected (the smaller the  $\sigma$ , the easier it is to shock the fluid), but rather for  $(\sigma_L = 1, \sigma_R = 0.1)$ , where subscripts  $L$  and  $R$  denote the faster (left) and the slower (right) shell, respectively [3]. This result makes the magnetized internal shock model viable. In the follow-up work [13] we compute the multi-wavelength, time-dependent emission from  $\approx 10^3$  shell collisions.<sup>7</sup>



**Figure 5.** Optical ( $5 \times 10^{14}$  Hz), X-ray ( $3 \times 10^{18}$  Hz) and  $\gamma$ -ray ( $10^{21}$  Hz) flare (black, blue and red lines) produced by a collision of a faster shell with the initial Lorentz factor  $\Gamma_L = 20$  with a slower shell  $\Gamma_R = 10$ . The shell magnetization is  $\sigma_L = 10^{-3}$  and  $\sigma_R = 10^{-1}$ . The shell geometry is cylindrical (radius  $3 \times 10^{14}$  m, length  $6 \times 10^{11}$  m) and their initial energy  $10^{52}$  erg. The flux is shown in units Jy Hz ( $1 \text{ Jy Hz} = 10^{-23} \text{ W / m}^2$ ).



**Figure 6.** Average spectrum of the flare shown in figure 5. The total spectrum is shown in black, while the synchrotron, SSC and EIC contributions are shown in blue, red and green, respectively. The seed photons for the EIC are assumed to be monochromatic (frequency  $2 \times 10^{14}$  Hz). The viewing angle (angle between the jet axis and the line of sight) is  $5^\circ$ , and the jet is assumed to be located at redshift  $z = 0.5$ .

<sup>6</sup> We use the exact Riemann solver [25] for the one-dimensional ideal relativistic magnetohydrodynamic Riemann problem with magnetic fields perpendicular to the flow velocity.

<sup>7</sup> We could not compute the emission from all of the  $10^6$  shell collisions studied in [3] because it was not feasible with present supercomputers (the computation time for the emission from  $10^3$  shell collisions exceeds 200 thousand hours).

Figures 5 and 6 show an example of the light curve and spectra produced by a collision of two moderately magnetized shells in a typical blazar jet (Rueda, Mimica & Aloy, 2012, in preparation). In figure 5 can see that the optical and  $\gamma$ -ray light curves peak somewhat earlier than the X-ray light curve. The reason is that the SSC emission (section 2.2.2) is produced by the scattering of the synchrotron emission which needs a finite time to travel from the place where it is produced to the site of its scattering. The sharp drop in the emission is related to the moment when shocks cross the shells and cease dissipating energy. Average spectra are shown in figure 6. The low-frequency emission is dominated by the synchrotron emission, while the high-energy spectrum is dominated by the SSC component. As can be seen, the correct computation of the SSC component is essential, and since this component is computationally most expensive, it puts an upper limit on a number of models which can be computed on today's machines (see footnote 7).

### 3.3. Gamma-ray burst afterglows

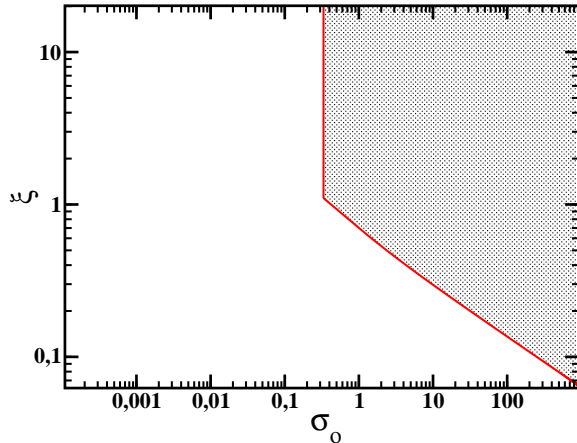
Gamma-ray bursts (GRBs) are produced by an internal dissipation of energy in the relativistic outflow. The GRB afterglow emission is produced by the interaction of the relativistic jet with the external (circumburst) medium. It is not known to what extent the jet is magnetized. If the outflow is initially dominated by the thermal energy (fireball model [26, 27]) then it is expected that its  $\sigma \ll 1$ . If, on the other hand, the outflow is initially dominated by the Poynting-flux [28, 29], then it is possible to find a significantly magnetized jet at the onset of the afterglow phase.

We study the interaction of an arbitrarily magnetized GRB jet with the external medium. We model the interaction by considering the deceleration of a dense, magnetized shell as it moves through and compresses a constant density medium in front of it. One of the crucial differences between the evolution of a non-magnetized and a magnetized shell is in the existence of a reverse shock (a shock propagating through the shell): if  $\sigma$  is high enough, then the interaction between the shell and the external medium is not strong enough to shock the shell material itself. By analyzing timescales of the shell deceleration and the propagation of magnetohydrodynamic waves through the shell we find the conditions for the existence of a reverse shock depending on the GRB magnetization, energy, Lorentz factor, duration and the density of the external medium [30]. Figure 7 shows the parameter space spanned by the ejecta magnetization and a dimensionless parameter  $\xi$  (see figure caption for definition). As we can see, there is a substantial portion of the parameter space (shaded region), where the reverse shock does not form. Since it is absent, the particles are not accelerated and we expect to fail to observe an emission from this shock during the early afterglow, which would be consistent with the absence of such observations in most GRB optical afterglows [31].

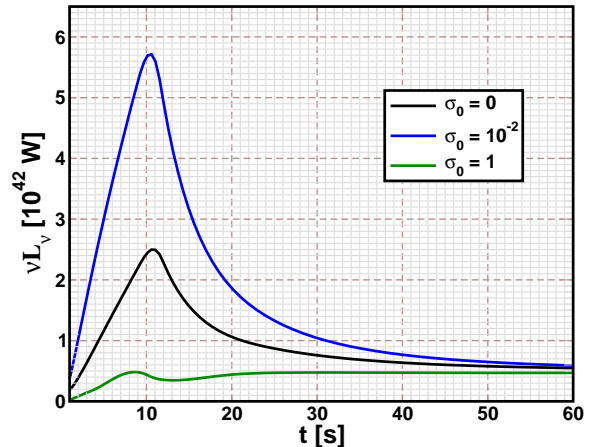
In the follow-up works [7, 32] we confirmed these results by means of numerical simulations. Using *MARGENESIS* we performed high-resolution, long-term one-dimensional relativistic magnetohydrodynamic simulation of a shell-medium interaction, and then use *SPEV* to compute the resulting light curves. Figure 8 shows an example of the optical light curve produced by non-magnetized, weakly-magnetized and strongly-magnetized shells with the same initial energy, Lorentz factor and width. As can be seen, the strongly magnetized shell light curve does not possess the optical flash feature that the other two possess. Therefore, strong magnetization might be required for the paucity of the observed optical flashes to be explained. Since most of the observed GRBs have  $\xi$  in the range [0.3, 3], this would require  $\sigma > 0.1$  for almost all GRBs [30, 32]. This would imply that GRB jets could be strongly magnetized even at such late stages of their evolution as the afterglow phase, which puts constraints on the amount of magnetic dissipation that can happen at previous stage (prompt emission).

The simulations needed to correctly compute afterglow light curves are very computationally demanding due to the high resolution required in the direction of the jet motion (e.g. more





**Figure 7.** Parameter space of the ejecta magnetization  $\sigma_0$  and  $\xi := (3E/4\pi\rho_{\text{ext}}c^2)^{1/6} \Delta_0^{-1/2} \Gamma_0^{-4/3}$ , where  $E$ ,  $\Delta_0$  and  $\Gamma_0$  are the ejecta initial energy, width and the Lorentz factor, and  $\rho_{\text{ext}}$  is the ext. medium density. The shaded region shows the ejecta which do not form a reverse shock, while the vertical boundary at  $\sigma_0 = 0.3$  indicates those ejecta whose radial spreading becomes significant and makes the formation of a reverse shock inevitable [30].



**Figure 8.** Optical ( $5 \times 10^{14}$  Hz) light curve produced by the non-magnetized ( $\sigma_0 = 0$ ), weakly magnetized ( $\sigma_0 = 0.01$ ) and strongly-magnetized ( $\sigma_0 = 1$ ) shells (black, blue and green lines, respectively) whose initial conditions are  $E = 3 \times 10^{47}$  J,  $\Gamma_0 = 300$  and  $\Delta_0 = 3 \times 10^9$  m. The non/weakly magnetized ejecta have a strong reverse shock which produces an optical flash, while the strongly magnetized ejecta light curve does not have this feature [32].

than  $10^4$  zones in the initial shell) and the long timescales needed to compute the light curve of sufficient duration (approximately  $10^7$  numerical iterations). Therefore, performing this type of calculations to cover a full parameter space of feasible GRB afterglows is not possible at the moment. However, the existence of re-scaling laws (see section 4.4 of [7]) can help us to perform a small number of simulations and then extend their results to cover a somewhat larger parameter space.

#### 4. Conclusions

We have presented a framework consisting of a numerical relativistic magnetohydrodynamic code *MARGENESIS* and the non-thermal radiative transfer code *SPEV*. We show how its modular nature has enabled it to be successfully applied to a number of current problems and issues in the relativistic jets physics, and how it enables us, via the computation of synthetic observations, to directly compare the results of our simulations with the observations from ground- and space-based telescopes. In the future we plan to improve the scaling of *MARGENESIS* to more than  $10^4$  cores, and also to add new radiative processes to *SPEV* (e.g., polarization, improved inverse-Compton, radiative transfer in curved space-times, etc.). The code scaling improvements will allow us to perform full 3D magnetohydrodynamic simulations and radiative transfer calculations, relevant for astrophysical scenarios where axial symmetry cannot be assumed.

#### Acknowledgments

PM, MAA and CA acknowledge the support from the ERC grant CAMAP-259276 and the grants AYA2010-21097-C03-01 and PROMETEO-2009-103. JMRB acknowledges the support from the

Grisolia fellowship GRISOLIA/2011/041. PM, MAA, ST and CA acknowledge the support from the Consolider grant CSD2007-00050. The authors thankfully acknowledge the computer resources, technical expertise and assistance provided by the Barcelona Supercomputing Center - Centro Nacional de Supercomputaci3n.

## References

- [1] B3ttcher M, Harris D E and Krawczynski H 2012 *Introduction and Historical Perspective*; in *Relativistic Jets from Active Galactic Nuclei* (eds M. Bttcher, D. E. Harris and H. Krawczynski) (Wiley-VCH Verlag GmbH & Co. KGaA) chap 1, pp 1–16 ISBN 9783527641741
- [2] Anile A M 1989 *Relativistic fluids and magneto-fluids: With applications in astrophysics and plasma physics* (Cambridge University Press) ISBN 9780521304061
- [3] Mimica P and Aloy M A 2010 *Mon. Not. R. Astron. Soc.* **401** 525–532 (*Preprint* 0909.1328)
- [4] Aloy M A, Ib3n3ez J M, Mart3 J M and M3ller E 1999 *Astrophysical J. Suppl. Ser.* **122** 151–166 (*Preprint arXiv:astro-ph/9903352*)
- [5] Leismann T, Ant3n L, Aloy M A, M3ller E, Mart3 J M, Miralles J A and Ib3n3ez J M 2005 *Astron. Astrophys.* **436** 503–526
- [6] Mimica P, Aloy M A and M3ller E 2007 *Astron. Astrophys.* **466** 93–106 (*Preprint arXiv:astro-ph/0611765*)
- [7] Mimica P, Giannios D and Aloy M A 2009 *Astron. Astrophys.* **494** 879–890 (*Preprint* 0810.2961)
- [8] Aloy M A and Mimica P 2012 *Simulations of Jets from Active Galactic Nuclei and Gamma-Ray Bursts*; in *Relativistic Jets from Active Galactic Nuclei* (eds M. Bttcher, D. E. Harris and H. Krawczynski) (Wiley-VCH Verlag GmbH & Co. KGaA) chap 10, pp 297–339 ISBN 9783527641741
- [9] Mimica P, Aloy M A, Agudo I, Mart3 J M, G3mez J L and Miralles J A 2009 *Astrophysical J.* **696** 1142–1163 (*Preprint* 0811.1143)
- [10] Kardashev N S 1962 *Soviet Astron.* **6** 317
- [11] Mimica P 2004 *Numerical Simulations of Blazar Jets and their Non-thermal Radiation* Ph.D. thesis Max-Planck-Institut f3r Astrophysik
- [12] Mimica P and Giannios D 2011 *Mon. Not. R. Astron. Soc.* **418** 583–590 (*Preprint* 1106.1903)
- [13] Mimica P and Aloy M A 2012 *Mon. Not. R. Astron. Soc.* **421** 2635–2647 (*Preprint* 1111.6108)
- [14] Tabik S, Mimica P, Plata O, Zapata E L and Romero L F 2011 *HiPC 2011* **1** 1–10
- [15] Tabik S, Romero L F, Mimica P, Plata O and Zapata E L 2012 *Computer Physics Communications* **183** 1937–1946
- [16] Giannios D and Spruit H C 2006 *Astron. Astrophys.* **450** 887–898 (*Preprint arXiv:astro-ph/0601172*)
- [17] Brinkmann W, Papadakis I E, Raeth C, Mimica P and Haberl F 2005 *Astron. Astrophys.* **443** 397–411 (*Preprint arXiv:astro-ph/0508433*)
- [18] Rees M J and Meszaros P 1994 *Astrophysical J. Lett.* **430** L93–L96 (*Preprint arXiv:astro-ph/9404038*)
- [19] Kobayashi S, Piran T and Sari R 1997 *Astrophysical J.* **490** 92 (*Preprint arXiv:astro-ph/9705013*)
- [20] Daigne F and Mochkovitch R 1998 *Mon. Not. R. Astron. Soc.* **296** 275–286 (*Preprint arXiv:astro-ph/9801245*)
- [21] Mimica P, Aloy M A, M3ller E and Brinkmann W 2004 *Astron. Astrophys.* **418** 947–958 (*Preprint arXiv:astro-ph/0401266*)
- [22] Kino M, Mizuta A and Yamada S 2004 *Astrophysical J.* **611** 1021–1032 (*Preprint arXiv:astro-ph/0404555*)
- [23] Mimica P, Aloy M A, M3ller E and Brinkmann W 2005 *Astron. Astrophys.* **441** 103–115 (*Preprint arXiv:astro-ph/0506636*)
- [24] Bošnjak Ź, Daigne F and Dubus G 2009 *Astron. Astrophys.* **498** 677–703 (*Preprint* 0811.2956)
- [25] Romero R, Mart3 J M, Pons J A, Ib3n3ez J M and Miralles J A 2005 *Journal of Fluid Mechanics* **544** 323–338 (*Preprint arXiv:astro-ph/0506527*)
- [26] Goodman J 1986 *Astrophysical J. Lett.* **308** L47–L50
- [27] Paczynski B 1986 *Astrophysical J. Lett.* **308** L43–L46
- [28] Usov V V 1992 *Nature* **357** 472–474
- [29] Meszaros P and Rees M J 1997 *Astrophysical J. Lett.* **482** L29 (*Preprint arXiv:astro-ph/9609065*)
- [30] Giannios D, Mimica P and Aloy M A 2008 *Astron. Astrophys.* **478** 747–753 (*Preprint* 0711.1980)
- [31] Gomboc A, Kobayashi S, Mundell C G, Guidorzi C, Melandri A, Steele I A, Smith R J, Bersier D, Carter D and Bode M F 2009 Optical flashes, reverse shocks and magnetization *American Institute of Physics Conference Series* (American Institute of Physics Conference Series vol 1133) ed Meegan C, Kouveliotou C and Gehrels N pp 145–150 (*Preprint* 0902.1830)
- [32] Mimica P, Giannios D and Aloy M A 2010 *Mon. Not. R. Astron. Soc.* **407** 2501–2510 (*Preprint* 1004.2720)