

# THE SELF-SIMILARITY OF THE CIRCUMGALACTIC MEDIUM WITH GALAXY VIRIAL MASS: IMPLICATIONS FOR COLD-MODE ACCRETION

CHRISTOPHER W. CHURCHILL<sup>1</sup>, NIKOLE M. NIELSEN<sup>1</sup>, GLENN G. KACPRZAK<sup>2,3</sup>, AND SEBASTIAN TRUJILLO-GOMEZ<sup>1</sup>

*Submitted to ApJL, November 2, 2012*

## ABSTRACT

We apply halo abundance matching to obtain galaxy virial masses,  $M_h$ , and radii,  $R_{\text{vir}}$ , for the 169 “isolated” galaxies in the “Mg II Absorber-Galaxy Catalog” (MAGII-CAT, Nielsen et al.). All galaxies have spectroscopic redshifts ( $0.1 \leq z \leq 1.1$ ) and their circumgalactic medium (CGM) is probed in Mg II absorption within projected galactocentric distances  $D \leq 200$  kpc. We examine the behavior of equivalent width,  $W_r(2796)$ , and covering fraction,  $f_c$ , as a function of  $D$ ,  $D/R_{\text{vir}}$ , and  $M_h$ . We find: [1] systematic segregation of  $M_h$  on the  $W_r(2796)$ – $D$  plane ( $4.2 \sigma$ ); high-mass halos are found at higher  $D$  with larger  $W_r(2796)$  compared to lower mass halos. On the  $W_r(2796)$ – $D/R_{\text{vir}}$  plane, mass segregation vanishes and we find  $W_r(2796) \propto (D/R_{\text{vir}})^{-2}$  ( $9.5 \sigma$ ); [2] higher mass halos have larger  $f_c$  at a given  $D$ , whereas  $f_c$  is independent of  $M_h$  at all  $D/R_{\text{vir}}$ ; [3]  $f_c$  is constant with  $M_h$  over the range  $10.4 \leq \log M_h/M_\odot \leq 13.3$  within a given  $D$  or  $D/R_{\text{vir}}$ . The combined results suggest that the Mg II absorbing CGM is self-similar with halo mass, even above  $\log M_h/M_\odot \simeq 12$ , where cold mode accretion is theoretically predicted to be quenched. If theory is correct, either outflows or sub-halos must contribute to absorption in high-mass halos such that low- and high-mass halos are observationally indistinguishable using Mg II absorption strength once impact parameter is scaled by halo mass. Alternatively, the data may indicate that predictions of a universal shut down of cold-mode accretion in high-mass halos may require revision.

*Subject headings:* galaxies: halos — quasars: absorption lines

## 1. INTRODUCTION

Direct observation of the circumgalactic medium (CGM) is important for exposing the link between the intergalactic medium and galaxies, and the processes governing their star formation histories, stellar masses, luminosities, and morphologies. The CGM harbors a reservoir of chemically enriched gas with a mass that may rival the gas reservoir in galaxies (Tumlinson et al. 2011). The Mg II  $\lambda\lambda 2796, 2803$  absorption doublet observed in quasar spectra is an ideal probe of the CGM (see Churchill, Kacprzak, & Steidel 2005, for a review); it traces low-ionization gas over the broad range  $10^{16.5} \leq N(\text{H I}) \leq 10^{21.5} \text{ cm}^{-2}$  (Churchill et al. 1999, 2000; Rao & Turnshek 2000; Rigby, Charlton, & Churchill 2002) and is detected out to projected distances of  $\sim 150$  proper kpc (Kacprzak et al. 2008; Chen et al. 2010a; Churchill et al. 2012a; Nielsen, Churchill, & Kacprzak 2012).

In general, the CGM is a complex dynamical region affected by accretion, winds, and mergers. Two distinct modes of accretion are theorized to operate, “hot” or “cold”, where the mode depends on whether the halo mass,  $M_h$ , is above or below a critical threshold  $M_{\text{crit}}$ , where  $\log M_{\text{crit}}/M_\odot \sim 12$  (e.g., Birnboim & Dekel 2003; Kereš et al. 2005; Dekel & Birnboim 2006; Kereš et al. 2009; Stewart et al. 2011; van de Voort et al. 2011). Cold-mode accretion is predicted in  $M_h < M_{\text{crit}}$  halos, whereas hot-mode is predicted in  $M_h > M_{\text{crit}}$  halos. The cold mode is not expected to persist below intermediate redshifts, though some observations provide plausible evidence it can (Kacprzak et al. 2011; Ribaud et al. 2011; Thom et al. 2011; Kacprzak et al. 2012).

If accretion dominates, the distribution of absorber equivalent widths,  $W_r(2796)$ , and the absorption covering fraction,  $f_c$ , are predicted to markedly decline in  $M_h >$

$M_{\text{crit}}$  halos. If a large reservoir of cold gas ( $T \sim 10^4$ – $10^5$  K) is present in the CGM of  $M_h > M_{\text{crit}}$  halos, it could imply outflows (cf., Stewart et al. 2011). Indeed, winds are commonly observed in Mg II absorption (e.g., Tremonti et al. 2007; Martin & Bouché 2009; Weiner et al. 2009; Rubin et al. 2010; Martin et al. 2012). Alternatively, the increased number of sub-halos associated with higher mass halos (Klypin et al. 2011) could counteract the predicted behavior of  $W_r(2796)$  and  $f_c$ .

To observationally examine the validity of the hot/cold accretion theoretical paradigm, we require the halo masses of galaxies associated with absorption systems. A robust method for determining these masses is the parameterless halo abundance matching technique (e.g., Conroy et al. 2006; Conroy & Wechsler 2009; Behroozi, Conroy, & Wechsler 2010; Trujillo-Gomez et al. 2011; Rodriguez-Puebla et al. 2012). The method has been extremely successful at reproducing the two-point correlation function with redshift, luminosity, and stellar mass (Conroy et al. 2006; Trujillo-Gomez et al. 2011), the galaxy velocity function, and the luminosity-velocity and baryonic Tully-Fisher relations (Trujillo-Gomez et al. 2011).

In this *Letter*, we explore the connection between  $M_h$  and the Mg II absorbing CGM and show that the “cold” CGM is self-similar with halo mass over the mass range  $10.4 \leq \log M_h/M_\odot \leq 13.3$ . For this work, we define halo mass as the galaxy virial mass, including dark matter and baryons. In § 2 we describe our galaxy sample and our method to estimate each galaxy’s halo mass. We present our findings in § 3. In § 4, we summarize and provide concluding remarks. Throughout, we adopt a  $h = 0.70$ ,  $\Omega_M = 0.3$ ,  $\Omega_\Lambda = 0.7$  flat cosmology.

## 2. THE SAMPLE, VIRAL MASSES, AND VIRIAL RADII

Our sample comprises the 169 “isolated” galaxies in the “Mg II Absorber-Galaxy Catalog” (MAGII-CAT,

<sup>1</sup> New Mexico State University, Las Cruces, NM 88003

<sup>2</sup> Swinburne University of Technology, Victoria 3122, Australia

<sup>3</sup> Australian Research Council Super Science Fellow

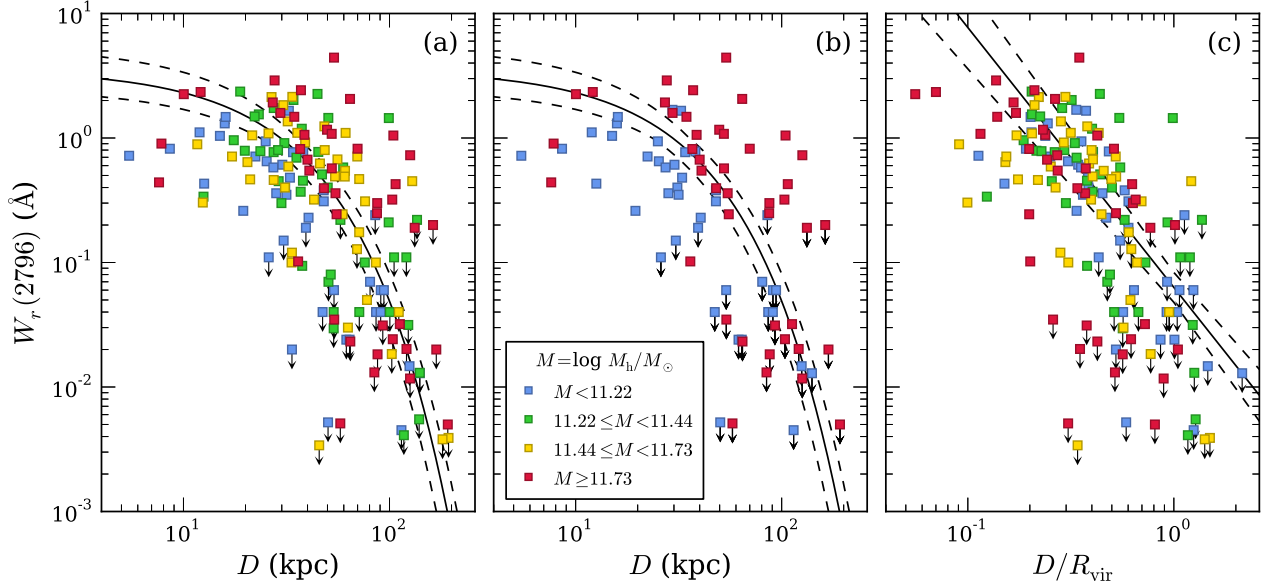


FIG. 1.—  $W_r(2796)$  versus  $D$  and  $D/R_{\text{vir}}$ . Limits are indicated with downward arrows. The solid curve is the fit to the full sample and the dashed curves are the  $1\sigma$  uncertainties. (a) The full sample of galaxies separated into  $M_h$  quartiles. (b) Absorbers associated with the highest mass (red points) and lowest mass (blue points) quartiles, which are segregated on this diagram with 4.3  $\sigma$  significance. (c)  $W_r(2796)$  versus  $D/R_{\text{vir}}$ , which is anti-correlated with 9.5  $\sigma$  significance.  $W_r(2796)$  follows an inverse-square power law with  $D/R_{\text{vir}}$ .

Nielsen, Churchill, & Kacprzak 2013, Paper I). Each galaxy has a spectroscopic redshift ( $0.07 \leq z \leq 1.12$ ). The impact parameter range is  $7.6 \leq D \leq 194$  kpc. The ranges of the AB absolute  $B$ - and  $K$ -band magnitudes are  $-16.4 \geq M_B \geq -22.8$  and  $-17.8 \geq M_K \geq -24.2$ , with rest-frame  $B-K$  colors  $0.04 \leq B-K \leq 4.09$ . Including  $3\sigma$  upper limits, the rest-frame Mg II  $\lambda 2796$  equivalent widths have the range  $0.0034 \leq W_r(2796) \leq 2.90$  Å with one system at  $W_r(2796) = 4.42$  Å.

The  $M_h$  for each galaxy was obtained by abundance matching halos in the Bolshoi  $N$ -body cosmological simulation (Klypin et al. 2011) to the observed  $r$ -band luminosity function (LF) from the COMBO-17 survey (Wolf et al. 2003). In short, the method links the luminosity of galaxies to halo properties in a monotonic fashion, reproducing the LF by construction. Following Trujillo-Gomez et al. (2011), we adopt the maximum circular velocity,  $V_c^{\text{max}}$ , and solve for the unique relation  $n(<M_r) = n(<V_c^{\text{max}})$ , which properly accounts for the depth of the potential well and is unambiguously defined for both central halos and sub-halos.

The halos were matched in the five redshift bins centered at  $z = 0.3, 0.5, 0.7, 0.9, 1.1$  of the COMBO-17  $r$ -band LF. The galaxy  $r$ -band absolute magnitudes,  $M_r$ , were determined by  $k$ -correcting (e.g., Kim, Goobar, & Perlmutter 1996) the  $R$ , SDSS  $r'$ ,  $r$ , or  $HST$ /WFPC F702W observed magnitudes using the actual filter response curves. We employed Coleman et al. (1980) spectral energy distribution (SED) templates from Bolzonella et al. (2000). The adopted SED for each galaxy was obtained by matching its observed color to the redshifted SEDs. The resulting range of  $M_r$  is  $-16.2 \geq M_r \geq -23.4$ .

Scatter between  $M_h$  and  $M_r$  originates from scatter in the  $M_h$ - $V_c^{\text{max}}$  relation due to different formation times of halos with similar mass. After mapping  $M_h$  to  $M_r$ , we account for this scatter by computing the average  $M_h$  in a  $\Delta M_r = 0.1$  bin centered on the  $M_r$  of the galaxy. Thus, each derived  $M_h$  is interpreted as the average halo mass of a galaxy with  $M_r$ . Varying the bin size  $\Delta M_r$  had virtually no systematic effect nor change in the scatter of each mass estimate.

The primary uncertainty in the derived  $M_h$  is the observed

LF. Tests bracketing reasonable extremes of possible systematic errors in the measured LF yield  $M_h$  that are qualitatively unchanged. Full details of our methods and uncertainties are described in Churchill et al. (2013). The masses have the range  $10.4 \leq \log M_h/M_\odot \leq 13.3$ . Including systematics and scatter, the uncertainties are  $\delta \log M_h \simeq 0.1$  at  $\log M_h/M_\odot = 10$  increasing quasi-linearly to  $\delta \log M_h \simeq 0.35$  at  $\log M_h/M_\odot = 13$ .

We obtain the virial radius,  $R_{\text{vir}}$ , for each galaxy using the formulae of Bryan & Norman (1998),

$$R_{\text{vir}}^3 = \frac{3}{4\pi} \frac{M_h}{\rho_c \Delta_c(z)} \quad \Delta_c(z) = \frac{(18\pi^2 + 82x - 39x^2)}{1+x} \quad (1)$$

where  $x = \Omega_m(1+z)^3 / [\Omega_m(1+z)^3 + \Omega_\Lambda]$ . The resulting radii have the range  $50 \leq R_{\text{vir}} \leq 500$  proper kpc with uncertainty of  $\delta R_{\text{vir}}/R_{\text{vir}} \simeq 0.1$ , where the uncertainty in each  $R_{\text{vir}}$  accounts for the standard deviation in the average virial mass assigned to each galaxy.

### 3. RESULTS

#### 3.1. $W_r(2796)$ versus $D$ and $D/R_{\text{vir}}$

The observed anti-correlation between  $W_r(2796)$  and  $D$  is firmly established (e.g., Nielsen, Churchill, & Kacprzak 2012, Paper II, and references therein). However, there is significant scatter in the relation. The source of the scatter has been investigated assuming a “second parameter”, i.e., galaxy luminosity (Kacprzak et al. 2008; Chen et al. 2010a), stellar mass or specific star formation rate (Chen et al. 2010b), morphology (Kacprzak et al. 2007), or geometry and orientation (Bouché et al. 2011; Kacprzak et al. 2011).

We divided the sample into mass quartiles. In Figure 1a, we plot  $W_r(2796)$  versus  $D$  with points colored by mass (see legend). The curve is a log-linear fit (Nielsen, Churchill, & Kacprzak 2012).

The highest-mass halos (red points) segregate above the fitted curve, whereas the lowest-mass galaxies (blue points) segregate below the fitted curve. In Figure 1b, we plot these two

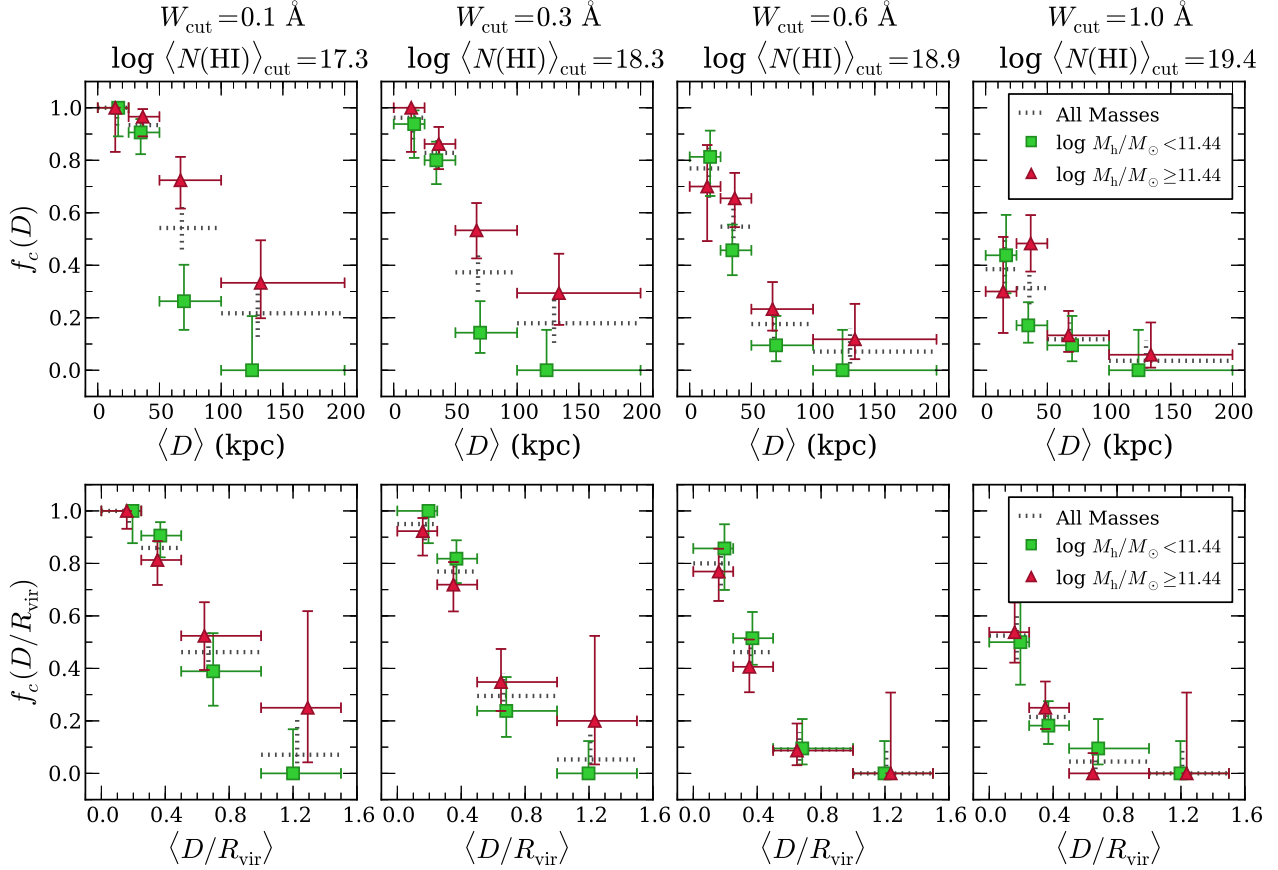


FIG. 2.— (upper panels) The covering fraction,  $f_c(D)$ , for absorption with  $W_r(2796) \geq W_{\text{cut}}$  in the  $D$  bins (0,25], (25,50], (50,100], and (100,200) kpc. Each  $W_{\text{cut}}$  corresponds to a mean minimum  $\log N(\text{HI})$ . The sample has been bifurcated at the median mass,  $\log(M_h/M_\odot) = 11.44$ . Dashed bars are  $f_c(D)$  for the full sample. (lower panels) The covering fraction,  $f_c(D/R_{\text{vir}})$ , for absorption with  $W_r(2796) \geq W_{\text{cut}}$  in the  $D/R_{\text{vir}}$  bins (0.25], (0.25,0.5], (0.5,1.0], and (1.0,1.5). Higher mass halos tend to have larger  $f_c(D)$ , especially for  $D > 50$  kpc and  $W_{\text{cut}} = 0.1$  and  $0.3$  Å, whereas  $f_c(D/R_{\text{vir}})$  is independent of halo mass, suggesting the Mg II absorbing CGM is self-similar with halo mass.

mass quartiles. A 2D Kolomorov-Smirnov (KS) test yields a  $3.4 \sigma$  significance that the null hypothesis the two subsamples have identical  $W_r(2796)$ – $D$  distributions is ruled out. Excluding galaxies with upper limits on  $W_r(2796)$  [absorbers only], the significance is  $4.3 \sigma$ . Clearly, there is significant mass segregation in the  $W_r(2796)$ – $D$  distribution, such that lower mass halos cluster toward smaller  $W_r(2796)$  and  $D$ , whereas higher mass halos cluster toward larger values.

Since halo mass is a correlated source of scatter on the  $W_r(2796)$ – $D$  plane, we examine  $W_r(2796)$  versus  $D/R_{\text{vir}}$ , since  $R_{\text{vir}} \propto (M_h)^{1/3}$ . We plot these data in Figure 1c (note the horizontal scale is identical to Figures 1a,b). The solid line is the fit  $\log W_r(2796) = \alpha_1 \log(D/R_{\text{vir}}) + \alpha_2$ , using the Expectation Maximization-Likelihood method (Wolynetz 1979; Isobe, Feigelson, & Nelson 1986), which accounts for upper limits. The fit is normalized to the mean  $W_r(2796)$  of absorbing galaxies at  $D/R_{\text{vir}} = 0.3$ . We obtained  $\alpha_1 = -2.09 \pm 0.21$  and  $\alpha_2 = -1.20 \pm 0.12$ . The dashed lines are  $1 \sigma$  uncertainty curves.

A BHK- $\tau$  non-parametric rank correlation test (Brown, Hollander, & Korwar 1974; Isobe, Feigelson, & Nelson 1986), which accounts for upper limits, yielded an  $8.2 \sigma$  significance for the anti-correlation between  $W_r(2796)$  and  $D$  (Nielsen, Churchill, & Kacprzak 2012). Using the BHK- $\tau$  test, we find that  $W_r(2796)$  is anti-correlated with  $D/R_{\text{vir}}$  at a  $9.5 \sigma$  significance. Moreover, relative to the fits, the variance of the data on the  $W_r(2796)$ – $D$

plane is reduced from 0.37 to 0.19 on the  $W_r(2796)$ – $D/R_{\text{vir}}$  plane (absorbers only). An  $F$ -test comparing the individual variances,  $(\log W_{\text{fit}} - \log W_i)^2$ , in both planes yielded probability  $P(F) = 3 \times 10^{-13}$  that their distributions are drawn from the same parent population; the scatter is *significantly* reduced in the  $W_r(2796)$ – $D/R_{\text{vir}}$  plane. Furthermore, the distribution of halo masses about the fit has been homogenized. A 2D KS test comparing the distributions of the lowest and highest mass quartiles is consistent with their being drawn from the same parent distribution ( $1.2 \sigma$ ).

In summary, there is significant systematic mass segregation on the  $W_r(2796)$ – $D$  plane. However, on the  $W_r(2796)$ – $D/R_{\text{vir}}$  plane, the scatter about the fit is reduced with very high significance; the significance of the anti-correlation is increased and the segregation by mass vanishes. The fit to the data suggest that the Mg II absorbing CGM is strongly linked to halo mass and that  $W_r(2796) \propto (D/R_{\text{vir}})^{-2}$  for absorbers. Interestingly, the CGM exhibits substantial “patchiness” for  $D/R_{\text{vir}} \geq 0.3$ , where the relative number of sight lines with non detections begins to increase.

### 3.2. Covering Fraction versus $D$ and $D/R_{\text{vir}}$

Further insight is provided by the behavior of the covering fraction of the Mg II absorbing CGM, which has been investigated in some detail (Kacprzak et al. 2008; Chen et al. 2010a; Nielsen, Churchill, & Kacprzak 2012). Nielsen, Churchill, & Kacprzak (2012) showed that there is a

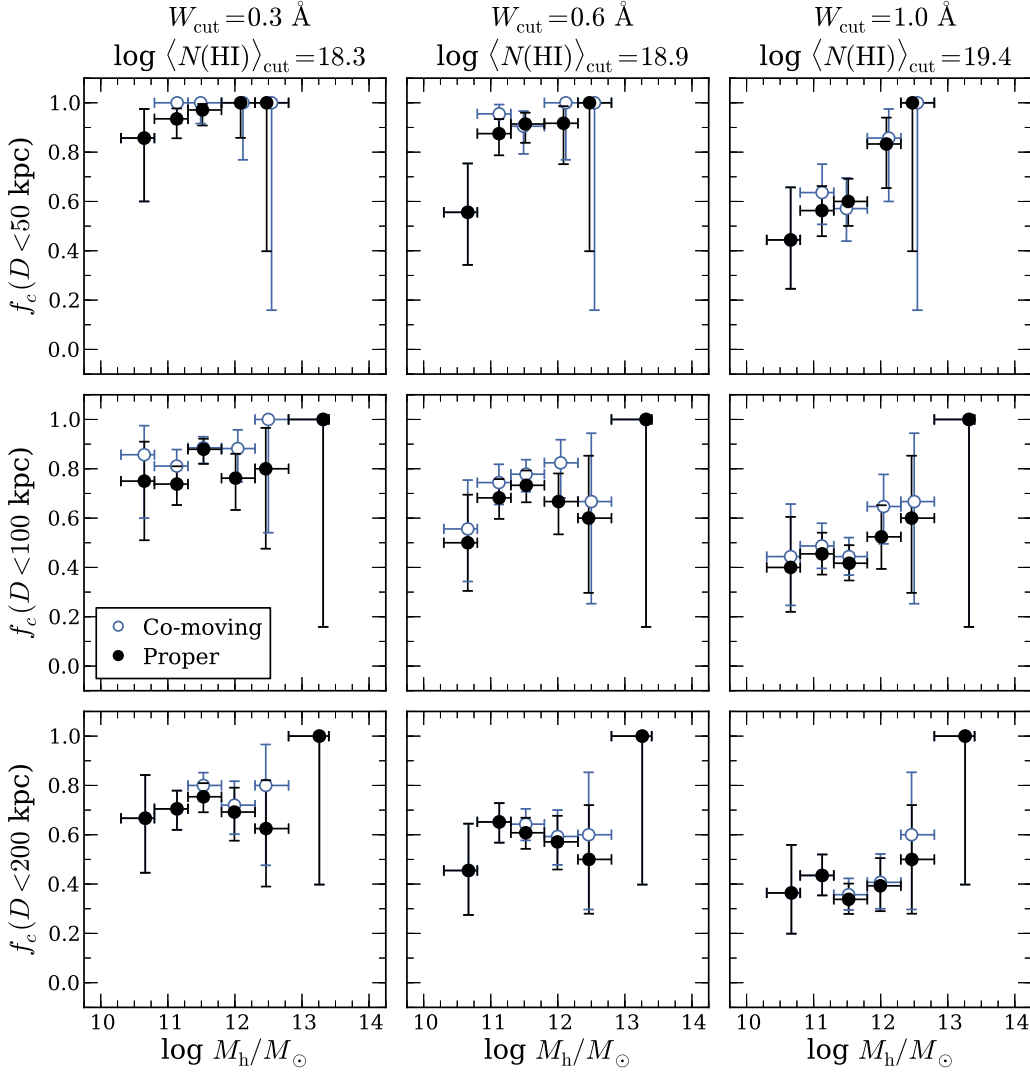


FIG. 3.— The covering fraction,  $f_c(D)$  versus  $\log M_h/M_\odot$  for absorption with  $W_r(2796) \geq W_{\text{cut}}$  inside impact parameter  $D_{\text{cut}}$ . Each  $W_{\text{cut}}$  corresponds to a mean minimum  $\log N(\text{HI})$ . Black filled points are proper coordinates and open blue points are co-moving coordinates. (upper)  $D_{\text{cut}} = 50$  kpc. (middle)  $D_{\text{cut}} = 100$  kpc. (lower)  $D_{\text{cut}} = 200$  kpc. Contrary to theoretical predictions (cf., Stewart et al. 2011), we find that  $f_c(D)$  does not vanish for  $M_h \geq M_{\text{crit}}$ .

strong dependence on galaxy  $B$ -band luminosity in that higher luminosity galaxies have higher covering fractions than lower luminosity galaxies. Since luminosity is a proxy for mass, their result motivates an examination of the covering fractions as a function of halo mass.

In the upper panels of Figure 2, we present  $f_c(D)$ , the covering fraction of galaxies in an impact parameter bin having absorption with  $W_r(2796) \geq W_{\text{cut}}$ . The uncertainties for all covering fractions presented in this work were computed using binomial statistics. We bifurcated the sample by halo mass at the sample median,  $\log M_h/M_\odot = 11.44$ . We also computed  $f_c(D)$  for the full sample (dashed bars). Generally, higher mass galaxies have larger  $f_c(D)$  at  $D > 50$  kpc with increasing significance as  $W_{\text{cut}}$  is lowered. Note that, for  $D > 100$  kpc, lower mass galaxies have  $f_c(D) = 0$  for all  $W_{\text{cut}}$ , whereas higher mass have  $f_c(D) \simeq 0.3$ – $0.1$ .

In the lower panels of Figure 2, we plot  $f_c(D/R_{\text{vir}})$ , the fraction of galaxies residing in a  $D/R_{\text{vir}}$  bin having absorption with  $W_r(2796) \geq W_{\text{cut}}$ . We find that  $f_c(D/R_{\text{vir}})$  for higher and lower mass halos are statistically identical;  $f_c(D/R_{\text{vir}})$  has no mass dependence for all  $W_{\text{cut}}$  at all  $D/R_{\text{vir}}$ .

The combined behavior of  $f_c(D)$  and  $f_c(D/R_{\text{vir}})$  strongly suggests that the MgII absorbing CGM is self-similar with halo mass over the range  $10.4 \leq \log M_h/M_\odot \leq 13.3$ . If so, in a fixed  $D$  bin, the higher  $f_c(D)$  values for higher mass halos is naturally explained by the fact the CGM of higher mass halos is probed at smaller  $D/R_{\text{vir}}$ , whereas lower mass halos are probed at larger  $D/R_{\text{vir}}$ . This directly follows from the fact that  $f_c(D/R_{\text{vir}})$  decreases with increasing  $D/R_{\text{vir}}$ .

Using the median fit between  $W_r(2796)$  and  $N(\text{HI})$  obtained by Ménard & Chelouche (2009), each  $W_{\text{cut}}$  converts to a mean minimum neutral hydrogen column density. However, we caution that we extrapolated below the  $W_r(2796)$  domain of their fit; direct measurements (Churchill et al. 2000) and photoionization modeling (Churchill et al. 1999; Rigby, Charlton, & Churchill 2002) indicate that a majority of  $W_r(2796) < 0.3$  Å absorbers are optically thin to hydrogen ionizing photons, i.e.,  $\log N(\text{HI}) \leq 17.2$ , which is substantially lower than the extrapolated values.

### 3.3. Covering Fraction versus $M_h$

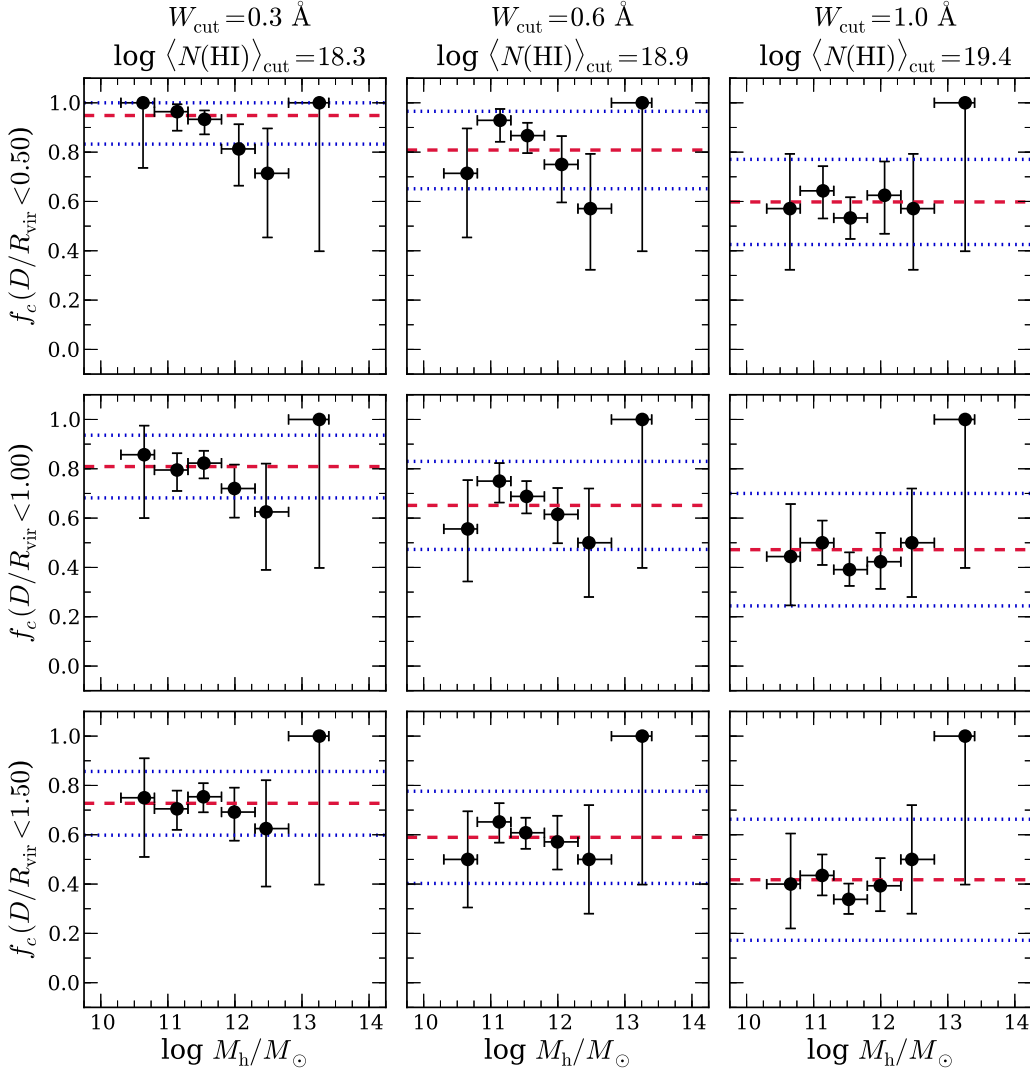


FIG. 4.— The covering fraction,  $f_c(<D/R_{\text{vir}})$ , versus  $\log M_h/M_\odot$  for absorption with  $W_r(2796) \geq W_{\text{cut}}$  inside the fractional projection  $D/R_{\text{vir}}$ . Each  $W_{\text{cut}}$  corresponds to a mean minimum  $\log N(\text{H I})$ . (top)  $D/R_{\text{vir}} \leq 0.5$ . (middle)  $D/R_{\text{vir}} \leq 1.0$ . (bottom)  $D/R_{\text{vir}} \leq 1.5$ . The  $f_c(<D/R_{\text{vir}})$  are consistent with being independent of  $M_h$  but dependent on  $W_{\text{cut}}$  and the  $D/R_{\text{vir}}$  cut. Dashed lines are the mean  $f_c(<D/R_{\text{vir}})$  and dotted lines give the standard deviation.

In Figure 3, we present  $f_c(<D)$  versus  $M_h$ , where  $f_c(<D)$  is the covering fraction of galaxies residing within impact parameter  $D$  having absorption with  $W_r(2796) \geq W_{\text{cut}}$ . We computed  $f_c(<D)$  for both proper coordinates (black points) and for co-moving coordinates (open blue points). The behavior of  $f_c(<D)$  is not sensitive to the choice of coordinates. We find that  $f_c(<D)$  shows no trend to decline with increasing  $M_h$ . In fact, the data suggest that  $f_c(<D)$  may increase with increasing  $M_h$  though the trend weakens as the  $D$  cut increases and  $W_{\text{cut}}$  decreases. Non-parametric rank correlation tests indicate that the statistical significance of these trends is no greater than  $2.4 \sigma$ .

We also computed  $f_c(<D/R_{\text{vir}})$ , the fraction of galaxies residing within  $D/R_{\text{vir}}$  having absorption with  $W_r(2796) \geq W_{\text{cut}}$ . We plot  $f_c(<D/R_{\text{vir}})$  versus  $M_h$  in Figure 4. Again, a suggestion of self-similarity of the Mg II absorbing CGM is apparent;  $f_c(<D/R_{\text{vir}})$  is effectively constant with halo mass, primarily depending on  $W_{\text{cut}}$  and the  $D/R_{\text{vir}}$  cut. Non-parametric rank correlation tests indicate that no correlation with  $M_h$  is consistent with the data (null hypothesis satisfied within  $0.2\text{--}1.3 \sigma$ ).

We point out that neither  $f_c(<D)$  nor  $f_c(<D/R_{\text{vir}})$  rapidly

decline or vanish for  $M_h > M_{\text{crit}}$ . This behavior is in conflict with theoretical predictions in which cold-mode accretion diminishes for  $M_h > M_{\text{crit}}$  (cf., Stewart et al. 2011), either implying alternative origins for a ubiquitous CGM or that cold mode accretion persists.

#### 4. DISCUSSION AND CONCLUSIONS

We applied the halo abundance matching technique to determine the galaxy virial masses,  $M_h$ , for the 169 “isolated” galaxies in MAGNIFICAT (Nielsen, Churchill, & Kacprzak 2013, Paper I). We report four main results:

1. To a significant degree, the substantial scatter about the  $W_r(2796)\text{--}D$  anti-correlation is explained by a systematic segregation of halo mass on the  $W_r(2796)\text{--}D$  plane. With  $4.2 \sigma$  significance, our highest halo mass absorbing galaxies are found at higher  $D$  and larger  $W_r(2796)$  compared to our lowest halo mass absorbing galaxies. The significance of the  $W_r(2796)\text{--}D/R_{\text{vir}}$  anti-correlation is  $9.5 \sigma$  and the data indicate  $W_r(2796) \propto (D/R_{\text{vir}})^{-2}$ . On the  $W_r(2796)\text{--}D/R_{\text{vir}}$  plane, systematic halo mass segregation vanishes and the scatter is reduced with high significance. These results suggest that the

Mg II absorbing CGM is strongly linked to halo mass.

2. For all  $W_{\text{cut}}$  and  $D/R_{\text{vir}}$ , there is no dependence of the covering fraction  $f_c(D/R_{\text{vir}})$  on  $M_h$ , whereas  $f_c(D)$  is higher for the higher mass halos. Since  $f_c(D/R_{\text{vir}})$  decreases with increasing  $D/R_{\text{vir}}$ , the  $M_h$  dependence of  $f_c(D)$  can be explained by the fact that at a fixed  $D$ , higher mass halos are probed at smaller  $D/R_{\text{vir}}$  and lower mass halos are probed at larger  $D/R_{\text{vir}}$ . The combined behavior of  $f_c(D)$  and  $f_c(D/R_{\text{vir}})$  strongly suggests that the Mg II absorbing CGM is self-similar with halo mass over the range  $10.4 \leq \log M_h/M_\odot \leq 13.3$ .

3. The covering fraction  $f_c(<D)$  is constant with  $M_h$  and may tend to increase with increasing  $M_h$  in the regime of larger  $W_{\text{cut}}$  and smaller  $D$  cut. Similarly, the covering fraction  $f_c(<D/R_{\text{vir}})$  is a constant with  $M_h$  for all  $W_{\text{cut}}$  and  $D/R_{\text{vir}}$  cuts. The lack or weak dependence of covering fraction with  $M_h$  further supports our conclusion of the self-similarity of the Mg II absorbing CGM with halo mass.

4. Neither  $f_c(<D)$  nor  $f_c(<D/R_{\text{vir}})$  precipitously drop for  $M_h \geq M_{\text{crit}}$ . This behavior is in direct conflict with theoretical expectations of cold-mode accretion (c.f., Stewart et al. 2011).

If cold-mode accretion diminishes above some  $M_{\text{crit}}$  (Birnbom & Dekel 2003; Kereš et al. 2005; Dekel & Birnbom 2006; Kereš et al. 2009; Stewart et al. 2011; van de Voort et al. 2011), our results imply that the Mg II absorbing CGM must be sustained by other mechanisms in higher mass halos. A most obvious candidate is outflows, which are observed in starburst galaxies (e.g., Tremonti et al. 2007; Martin & Bouché 2009; Weiner et al. 2009; Rubin et al. 2010; Martin et al. 2012). If the Mg II absorbing CGM is self-similar with halo mass, it would imply that HI in cold gas is also self-similar with halo mass. On average, this would imply that, in high-mass halos, the dynamical and cooling times of non-escaping wind material are balanced with the wind cycling time scale such that their cold gas reservoirs are more-or-less indistinguishable from the cold accretion reservoirs of low-mass halos. Simula-

tions indicate recycling time scales on the order of 0.5–1.0 Gyr that decrease with increasing  $M_h$  (Stewart et al. 2011; Oppenheimer et al. 2010). Thus, galaxies in higher mass halos with quiescent star formation for longer than  $10^9$  yr (i.e., red, dead, and massive) would not have detectable Mg II or strong HI absorption (Churchill et al. 2012b).

On the other hand, since the number of sub-halos increases in proportion to halo mass (Klypin et al. 2011), it is plausible that absorption from sub-halos counteracts our ability to observe the cut off of cold-mode accretion in the central halos with  $M_h \geq M_{\text{crit}}$ . Alternatively, the theoretical prediction that cold-mode accretion universally shuts down in higher mass halos may not be correct.

Since  $R_{\text{vir}} \propto (M_h/\Delta_c)^{1/3}$  and  $W_r(2796) \propto (D/R_{\text{vir}})^{-2}$ , we deduce that  $W_r(2796) \propto D^{-2}(M_h/\Delta_c)^{2/3}$  over the range  $10.4 \leq M_h \leq 13.3$ . That is,  $W_r(2796) \propto D^{-2}$  for fixed  $M_h$  and  $W_r(2796) \propto (M_h/\Delta_c)^{2/3}$  for fixed  $D$ . This behavior is consistent with the mass mass segregation we observe on the  $W_r(2796)$ – $D$  plane, and is corroborated by the  $W_r(2796)$ –stellar mass correlation reported by Martin et al. (2012) for starburst galaxies and the stellar mass dependence on the halo cross section of Mg II absorbing gas (Chen et al. 2010b). However, it is contrary to the global  $W_r(2796)$ – $M_h$  anti-correlation reported by Bouché et al. (2006) and Gauthier et al. (2009) based upon cross-correlation techniques. We explore implications of this discrepancy in Churchill et al. (2013).

We thank Peter Behroozi for valuable discussions and input on this manuscript. CWC and NMN were partially supported through grant HST-GO-12252 provided by NASA's Space Telescope Science Institute, which is operated by AURA under NASA contract NAS 5-26555. NMN was also partially supported through a NMSGC Graduate Fellowship and a three-year Graduate Research Enhancement Grant (GREG) sponsored by the Office of the Vice President for Research at New Mexico State University. Dedicated to the memory of William Arthur Churchill.

## REFERENCES

- Behroozi, P. S., Conroy, C., & Wechsler, R. H. 2010, *ApJ*, 717, 379  
 Bouché, N., Murphy, M. T., Péroux, C., Csabai, L., & Wild, V. 2006, *MNRAS*, 371, 495  
 Bouché, N., Hohensee, W., Vargas, R., et al. 2011, *MNRAS*, 426, 801  
 Birnbom, Y., & Dekel, A. 2003, *MNRAS*, 345, 349  
 Bolzonella, M., Miralles, J.-M., & Pelló, R. 2000, *A&A*, 363, 476  
 Brown, B. W., Hollander, M., & Korwar, R. M. 1974, in *Reliability and Biometry*, 327  
 Bryan, G. L., & Norman, M. L. 1998, *ApJ*, 495, 80  
 Chen, H.-W., Helsby, J. E., Gauthier, J.-R., Shectman, S. A., Thompson, I. B., & Tinker, J. L. 2010a, *ApJ*, 714, 1521  
 Chen, H.-W., Wild, V., Tinker, J. L., et al. 2010b, *ApJ*, 724, L176  
 Churchill, C. W., Kacprzak, G. G., Nielsen, N. M., Steidel, C. C., & Murphy, M. T. 2012a, *ApJ*, submitted  
 Churchill, C. W., Kacprzak, G. G., & Steidel, C. C. 2005, in *Probing Galaxies through Quasar Absorption Lines*, IAU 199 Proceedings, eds. P. R. Williams, C.-G. Shu, & B. Ménard (Cambridge: Cambridge University Press), p. 24  
 Churchill, C. W., Kacprzak, G. G., Steidel, C. C., et al. 2012b, *arXiv*: 1205.0595  
 Churchill, C. W., Nielsen, N. M., Kacprzak, G. G., & Trujillo-Gomes, S. 2013, *ApJ*, in preparation  
 Churchill, C. W., Mellon, R. R., Charlton, J. C., Jannuzi, B. T., Kirhakos, S., Steidel, C. C., & Schneider, D. P. 2000, *ApJS*, 130, 91  
 Churchill, C. W., Rigby, J. R., Charlton, J. C., & Vogt, S. S. 1999, *ApJS*, 120, 51  
 Coleman, G. D., Wu, C.-C., & Weedman, D. W. 1980, *ApJS*, 43, 393  
 Conroy, C., Wechsler, R. H., & Kravtsov, A. V. 2006, *ApJ*, 647, 201  
 Conroy, C., & Wechsler, R. H. 2009, *ApJ*, 696, 620  
 Dekel, A., & Birnbom, Y. 2006, *MNRAS*, 368, 2  
 Gauthier, J.-R., Chen, H.-W., & Tinker, J. L. 2009, *ApJ*, 702, 50  
 Isobe, T., Feigelson, E. D., & Nelson, P. I. 1986, *ApJ*, 306, 490  
 Kacprzak, G. G., Churchill, C. W., Steidel, C. C., & Murphy, M. T. 2008, *AJ*, 135, 922  
 Kacprzak, G. G., Churchill, C. W., Evans, J. L., Murphy, M. T., & Steidel, C. C. 2011, *MNRAS*, 416, 3118  
 Kacprzak, G. G., Churchill, C. W., Steidel, C. C., Murphy, M. T., & Evans, J. L. 2007, *ApJ*, 662, 909  
 Kacprzak, G. G., Churchill, C. W., Steidel, C. C., Spitler, L. R., Holtzman, J. A., & Bouché, N. A. 2012, *MNRAS*, in press (arXiv:1208.4098)  
 Kereš, D., Katz, N., Fardal, M., Davé, R., & Weinberg, D. H. 2009, *MNRAS*, 395, 160  
 Kereš, D., Katz, N., Weinberg, D. H., & Davé, R. 2005, *MNRAS*, 363, 2  
 Kim, A., Goobar, A., & Perlmutter, S. 1996, *PASP*, 108, 190  
 Klypin, A. A., Trujillo-Gomez, S., & Primack, J. 2011, *ApJ*, 740, 102  
 Martin, C. L., & Bouché, N. 2009, *ApJ*, 703, 1394  
 Martin, C. L., Shapley, A. E., Coil, A. L., et al. 2012, *arXiv*:1206.5552  
 Ménard, B., & Chelouche, D. 2009, *MNRAS*, 393, 808  
 Nielsen, N. M., Churchill, C. W., & Kacprzak, G. G. 2012, *ApJ*, submitted (Paper II)  
 Nielsen, N. M., Churchill, C. W., & Kacprzak, G. G. 2013, *ApJ*, in prep (Paper I)

- Oppenheimer, B. D., Davé, R., Kereš, D., et al. 2010, MNRAS, 406, 2325
- Rao, S. M., & Turnshek, D. A. 2000, ApJS, 130, 1
- Ribaud, J., Lehner, N., Howk, J. C., et al. 2011, ApJ, 743, 207
- Rigby, J. R., Charlton, J. C., & Churchill, C. W. 2002, ApJ, 565, 743
- Rodriguez-Puebla, A., Drory, N., & Avila-Reese, V. 2012, arXiv:1204.0804
- Rubin, K. H. R., Weiner, B. J., Koo, D. C., et al. 2010, ApJ, 719, 1503
- Stewart, K. R., Kaufmann, T., Bullock, J. S., et al. 2011, ApJ, 735, L1
- Trujillo-Gomez, S., Klypin, A., Primack, J., & Romanowsky, A. J. 2011, ApJ, 742, 16
- Thom, C., Werk, J. K., Tumlinson, J., et al. 2011, ApJ, 736, 1
- Tremonti, C. A., Moustakas, J., & Diamond-Stanic, A. M. 2007, ApJL, 663, L77
- Tumlinson, J., Thom, C., Werk, J. K., et al. 2011, Science, 334, 948
- van de Voort, F., Schaye, J., Booth, C. M., Haas, M. R., & Dalla Vecchia, C. 2011, MNRAS, 414, 2458
- Wang, W., & Wells, M. T. 2000,
- Weiner, B. J., et al. 2009, ApJ, 692, 187
- Wolf, C., Meisenheimer, K., Rix, H.-W., et al. 2003, A&A, 401, 73
- Wolynetz, M. S. 1979, Journal of the Royal Statistical Society, 28, 195