

# Exponents for an integrable lattice polymer model of collapse via simulation

A Bedini<sup>1</sup>, A L Owczarek<sup>1</sup> and T Prellberg<sup>2</sup>

<sup>1</sup> Department of Mathematics and Statistics, The University of Melbourne, Parkville, Vic 3010, Australia.

<sup>2</sup> School of Mathematical Sciences, Queen Mary University of London Mile End Road, London E1 4NS, UK.

E-mail: abedini@ms.unimelb.edu.au, owczarek@unimelb.edu.au, t.prellberg@qmul.ac.uk

**Abstract.** There has been continued numerical work on the identification of scaling dimensions of an integrable two-dimensional lattice model of polymers via transfer matrix methods. The polymer model is known as the semi-flexible VISAW model and the integrable point is located at a particular set of Boltzmann weights. This point has been argued to describe the collapse phase transition of the polymer. We directly investigate the polymer scaling exponents, related to the scaling dimensions, via Monte Carlo simulations using the PERM algorithm. The polymer model was originally investigated via the exact solution of the  $O(n)$  loop model and the polymer exponents,  $\nu = 12/23 \approx 0.522$  and  $\gamma = 53/46 \approx 1.152$ , were subsequently found via identification of the scaling dimensions  $x_t = 1/12$  and  $x_h = -5/48$ . By simulating this polymer model for walks up to length 4096 we find  $\nu = 0.576(6)$  and  $\gamma = 1.045(5)$ , which are clearly different from the predicted values. Our estimate for the exponent  $\nu$  is compatible with the known  $\theta$ -point value of  $4/7$  and in agreement with very recent numerical evaluation by Foster and Pinettes [1]

## 1. Introduction

The study of the critical properties of lattice polymers, and thus of  $O(n)$  models when we let  $n \rightarrow 0$ , in two dimensions has been ongoing over decades theoretically and numerically. Nienhuis in 1982 [2] was able to compute the critical exponents of free self-avoiding walks (SAW) by considering a model of non-intersecting loops on the hexagonal lattice, and in 1987 Duplantier and Saleur [3] were able to model bond interactions introducing vacancies on the same lattice, obtaining a full set of critical exponents for the polymer collapse transition, a tri-critical point, in the interacting self-avoiding walk (ISAW) model. Their conjectured values for the exponents have been subsequently confirmed numerically by Prellberg and Owczarek in 1994 [4]. We will refer to (the universality class of) this critical point as the ‘ $\theta$ -point’.

In the quest for a solvable  $O(n)$  model on the square lattice, Blöte and Nienhuis in 1989 [5] considered a lattice model (related to the Izergin-Korepin vertex model), which includes energies for site-collisions and straight segments. For this model five critical branches are exactly known [5, 6, 7, 8]. One of these branches (named ‘branch 0’ in [5]) is similar to the  $\theta$ -point previously found by Duplantier and Saleur [3] (for this branch Batchelor [9] obtained the exponents  $\nu = 4/7$ ,  $\gamma = 6/7$ ), and two branches correspond to dense and dilute (SAW) polymers. The two remaining branches are, respectively, associated with a combination of Ising-like and  $O(n)$  critical behaviour and with a new tri-critical point. This other tri-critical point (with exponents  $\nu = 12/23$ ,  $\gamma = 53/46$ ) [8] is another candidate for describing a collapsing polymer. The polymer model [10] associated with this particular  $O(n)$  model is a variant of the vertex interacting self-avoiding walk model (VISAW): one adds a stiffness parameter and at the same time excludes so-called crossings. The resulting set of configurations is actually a subset of self-avoiding trails (bond-avoiding walks). The integrable point found by Blöte and Nienhuis, which we shall refer as a the BN-point, corresponds to a particular value of the stiffness and interaction weights. When stiffness vanishes [11]  $\theta$ -point behaviour ensues.

Foster and Pinettes [10] have studied the semi-flexible VISAW at this special BN-point, and have also studied the VISAW model without stiffness, using the corner transfer matrix renormalisation group method. Some agreement and some discrepancy with the scaling dimensions proposed [5, 6, 7, 8] was found in [10] and a first order nature to the transition was conjectured. Very recently Foster and Pinettes [1] have used transfer matrices and the Density Matrix Renormalisation Group Method (DMRG) to consider the bulk and surface exponents of these models. They have found values of the exponent  $\nu$  much closer to  $4/7$  than  $12/23$ . In this paper we study by means of Monte Carlo simulation the semi-flexible VISAW polymer model precisely at the BN-point. We find estimates for the exponents, and hence the scaling dimensions, that are in harmony with those found by Foster and Pinettes [1] and at variance with those predicted by Warnaar *et al.* [8] .



and the average of any quantity  $Q$  over the ensemble set of path  $\mathcal{V}_n$  is given generically by

$$\langle Q \rangle_n(\tau, p) = \sum_{\psi_n \in \mathcal{V}_n} Q(\psi_n) p(\psi_n; \tau, p). \quad (2.5)$$

In this paper we are interested in the following quantities. We calculate three measures of the size of the polymer,  $\langle R_e^2 \rangle_n$ ,  $\langle R_m^2 \rangle_n$  and  $\langle R_g^2 \rangle_n$ , defined as follows. We specify any  $n$ -step path  $\psi_n$  on a lattice by a sequence  $\mathbf{r}_0, \mathbf{r}_1, \dots, \mathbf{r}_n$  of vector positions of the vertices of that path. Firstly, we are interested in the average-square end-to-end distance

$$\langle R_e^2 \rangle_n = \langle \mathbf{r}_n \cdot \mathbf{r}_n \rangle, \quad (2.6)$$

secondly, the ensemble average of the mean-square distance of a monomer from the endpoints

$$\langle R_m^2 \rangle_n = \frac{1}{n+1} \sum_{i=0}^n \langle \mathbf{r}_i \cdot \mathbf{r}_i \rangle, \quad (2.7)$$

and defining the average centre-of-mass as

$$\langle R_c^2 \rangle_n = \frac{1}{(n+1)^2} \sum_{i=0}^n \sum_{j=0}^n \langle \mathbf{r}_i \cdot \mathbf{r}_j \rangle, \quad (2.8)$$

we, thirdly, are interested in the average radius-of-gyration

$$\langle R_g^2 \rangle_n = \langle R_m^2 \rangle_n - \langle R_c^2 \rangle_n. \quad (2.9)$$

In the above formulae we use  $\mathbf{r}_0 \equiv \mathbf{0}$ .

### 2.1. Scaling

The partition function at, and above, the collapse temperature is believed to scale as

$$Z_n \sim D \mu^n n^{\gamma-1} \quad (2.10)$$

where  $\mu$  is known as the connective ‘constant’ and is related to the thermodynamic free energy via

$$\mu = e^{\kappa(T)}. \quad (2.11)$$

The constant  $D$  is also temperature dependent but  $\gamma$  is expected to be universal, depending only on the temperature in as much as its value is above, or at, the collapse temperature. In two dimensions it is well established [2] that for  $T > T_c$  (equivalently  $\tau < \tau_c(p)$ ) we have  $\gamma = 43/32$ .

The collapse transition can also be characterized via a change in the scaling of the size of the polymer with temperature. The three measures of the size of the polymer defined above are expected to scale as

$$R_n^2 \sim C_R n^{2\nu}, \quad (2.12)$$

where the amplitude  $C_R$  is non-universal and temperature dependent, while  $\nu$  is expected to be universal, depending only on the temperature in as much as its value is above, at, or below, the collapse point. In two dimensions it is also established [2] that  $\nu = 3/4$  for  $T > T_c$ .

Duplantier and Saleur [3] identified a tri-critical point, known as the  $\theta$ -point, which is expected to describe the collapse of a polymer in two dimensions. This point has thermal and magnetic scaling dimensions  $x_t = 1/4$ ,  $x_h = 0$  and consequently polymer exponents  $\nu = 4/7$  and  $\gamma = 8/7$ . On the other hand, Warnaar *et al.* [8] predicted  $\nu = 12/23$  and  $\gamma = 53/46$  for the semi-flexible VISAW model at its collapse point.

## 2.2. Amplitudes

One can also usefully define the finite-length amplitude ratios

$$A_n = \frac{\langle R_g^2 \rangle_n}{\langle R_e^2 \rangle_n} \quad \text{and} \quad B_n = \frac{\langle R_m^2 \rangle_n}{\langle R_e^2 \rangle_n}, \quad (2.13)$$

since these approach universal values [12]

$$A_n \rightarrow A_\infty = \frac{C_{R_g}}{C_{R_e}} \quad \text{and} \quad B_n \rightarrow B_\infty = \frac{C_{R_m}}{C_{R_e}} \quad (2.14)$$

in the limit  $n \rightarrow \infty$ . For collapsing polymers, the limiting values should depend only on dimension and whether the temperature is above or at the collapse transition point.

For free self-avoiding walks (which should include the VISAW model at high temperatures) it was predicted [13, 14] that

$$\lambda A_\infty - 2B_\infty + \frac{1}{2} = 0. \quad (2.15)$$

In the derivation [13] of this invariant the factor multiplying  $A_\infty$  was given by

$$\lambda = 2 + \frac{y_t}{y_h}, \quad (2.16)$$

where  $y_t = 4/3$  and  $y_h = 91/48$  are the thermal and magnetic renormalisation group eigenvalues, respectively, of the dilute  $O(0)$  model. These eigenvalues are related to the conformal scaling dimensions via  $y = 2 - x$ . Hence

$$\lambda(x_t, x_h) = 2 + \frac{2 - x_t}{2 - x_h}. \quad (2.17)$$

The identity (2.15) implies that one can estimate this function of the scaling dimensions as

$$\lambda(x_t, x_h) = \frac{4B_\infty - 1}{2A_\infty}, \quad (2.18)$$

from estimates of  $A_\infty$  and  $B_\infty$ . This was done for various collapse models in [15]. Hence, if we have a conjectured value of one of the scaling dimensions we can estimate the other from an estimate of  $\lambda$ .

### 3. Integrable Blöte-Nienhuis Point

The special multi-critical point of the  $O(n)$  model that maps to the semi-flexible VISAW and allows for the calculation of the scaling dimensions via the Bethe Ansatz is given by special values of the parameters in the grand canonical partition function

$$G(K; \tau, p) = \sum_{n=0}^{\infty} K^n Z_n(\tau, p). \quad (3.1)$$

The location of this point is reported exactly in [5]

$$\begin{aligned} w &= K_{bn}^2 \tau_{bn} = \left\{ 2 - [1 - 2 \sin(\theta/2)][1 + 2 \sin(\theta/2)]^2 \right\}^{-1} \\ K_{bn} &= -4w \sin(\theta/2) \cos(\pi/4 - \theta/4) \\ p_{bn} K_{bn} &= w[1 + 2 \sin(\theta/2)] \\ \theta &= -\pi/4 \quad (\text{branch 3 in [5]}) . \end{aligned}$$

Alternatively, this can be expressed in explicit algebraic numbers or evaluated numerically as  $K_{bn} = 0.446933\dots$ ,  $p_{bn} = 0.275899\dots$ , and  $\tau_{bn} = 2.630986\dots$

From the value of  $K_{bn}$  we can give the conjectured value of the connective constant  $\mu$  in the canonical model (2.1) at the Boltzmann weights  $(\tau, p) = (\tau_{BN}, p_{BN})$  as

$$\begin{aligned} \mu(\tau_{bn}, p_{bn}) &= \frac{1}{K_{bn}} = \left( \frac{\sqrt{2}}{2} + \frac{\sqrt{2}}{2} \sqrt{2 - \sqrt{2}} + \sqrt{2 - \sqrt{2}} \right) \sqrt{2 - \sqrt{2 - \sqrt{2}}} \\ &= 2.23746994\dots \end{aligned} \quad (3.2)$$

The set of scaling dimensions evaluated in [8] at this (multi-)critical point are

$$x_\ell = \frac{\ell^2}{16} - \frac{1}{6} \quad \text{for } \ell \in \mathbb{N}. \quad (3.3)$$

The “thermal”  $x_t$  and “magnetic”  $x_h$  scaling dimensions were identified [8] as

$$x_h = x_1 = -\frac{5}{48} = -0.10416\dots \quad \text{and} \quad x_t = x_2 = \frac{1}{12} = 0.08333\dots \quad (3.4)$$

It can be seen that these scaling dimensions are not those of unweighted self-avoiding walks; this is compatible with the hypothesis that they are those of a collapse multi-critical point.

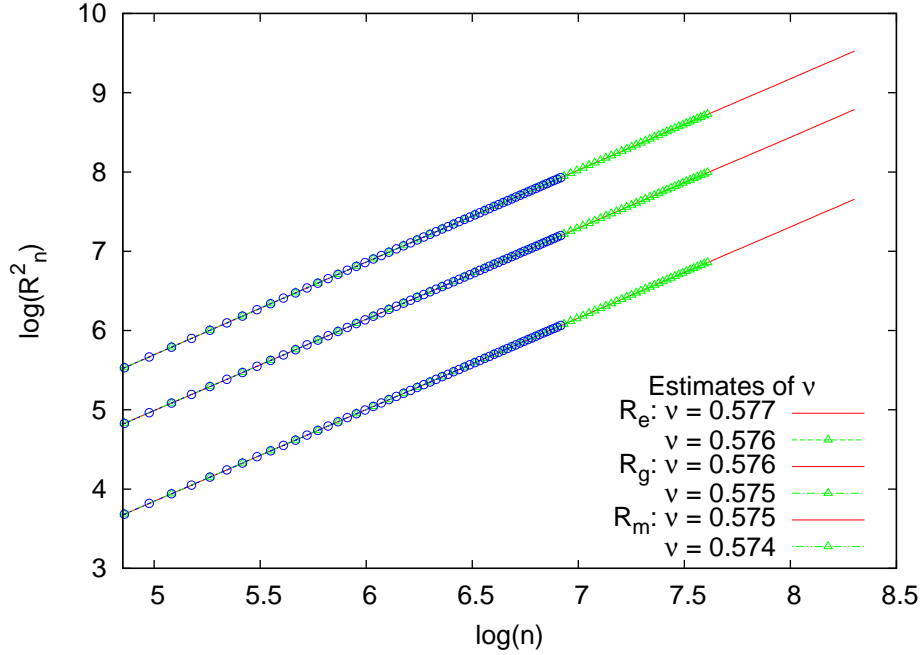
The exponents  $\nu$  and  $\gamma$  were then calculated [8] in the standard way as

$$\nu = \frac{1}{2 - x_t} = \frac{12}{23} = 0.52174\dots \quad (3.5)$$

$$\gamma = 2\nu(1 - x_h) = \frac{53}{46} = 1.15217\dots \quad (3.6)$$

#### 4. Simulation results

We simulated the model (2.1) at the fixed values of  $p = p_{bn}$  and  $\tau = \tau_{bn}$  using the PERM algorithm. We ran three simulations with maximal length  $N_{max} = 1024, 2048$  and  $4096$ , growing  $S \simeq 10^7$  independent walks each and collecting from  $8.7 \cdot 10^7$  to  $1.5 \cdot 10^8$  samples at each maximal length. The number of samples adjusted by the number of their independent growth steps is between  $2.1 \cdot 10^5$  and  $4.8 \cdot 10^5$  “effective samples”.



**Figure 2.** A double-logarithmic plot of three different measures  $R_n^2$  of the polymer size, the mean-square end-to-end distance  $\langle R_e^2 \rangle_n$  (top), the square of the radius of gyration  $\langle R_g^2 \rangle_n$  (bottom), and the mean-square distance of a monomer to its end points  $\langle R_m^2 \rangle_n$  (middle) versus the length  $n$  of the path. The data from different simulations up to lengths 1024 (blue circles), 2048 (green triangles), and 4096 (red line) clearly overlap. The exponent estimates for  $\nu$  shown are derived from fitting straight lines through lengths 1024 to 2048 and 2048 to 4096, respectively.

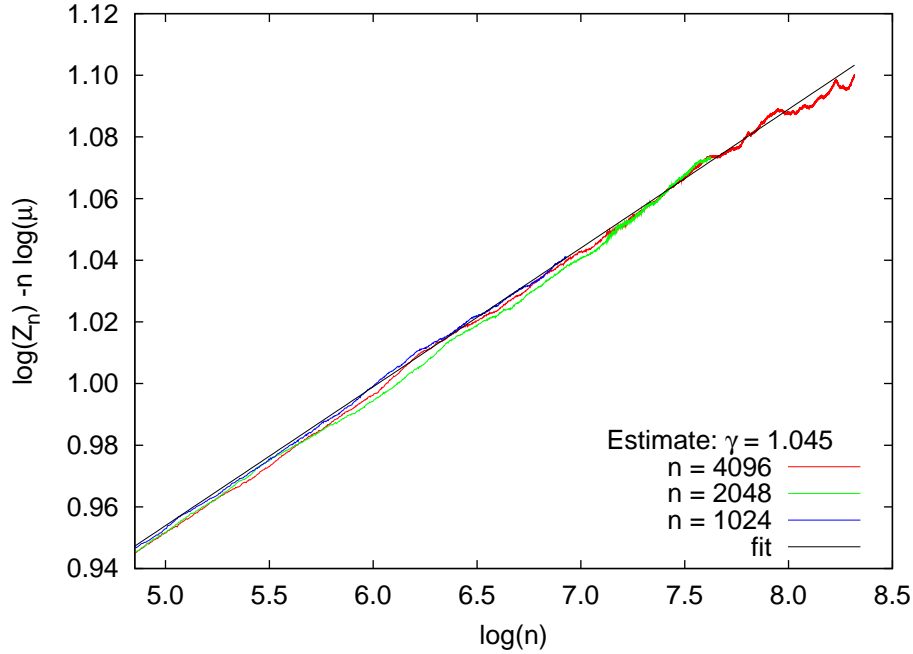
In Figure 2 we plot on a double-logarithmic scale the three different measures  $R_n^2$  of the polymer size. From various fits we consistently find estimates of  $\nu$  near  $4/7$  rather than  $12/23$ . Our best estimate is

$$\nu = 0.576(6) . \quad (4.1)$$

This leads to an estimate of the thermal scaling dimension as

$$x_t = 0.26(2) . \quad (4.2)$$

To obtain an estimate of  $\gamma$  we looked at the scaling of the canonical partition function (2.10). We first measured  $\mu$  by a simple linear fit obtaining  $2.2375(1)$ , and



**Figure 3.** A double-logarithmic plot of the normalized partition function  $Z_n/\mu^n$  versus the length  $n$  of the path. The difference between data from different simulations up to lengths 1024, 2048, and 4096 indicate the accuracy achieved. The exponent estimate for  $\gamma$  shown is derived from fitting straight lines through lengths 256 to 1024 to data from the best-converged simulation.

observing that our value matches the value obtained from the BN-model, we then assumed  $\mu = \mu_{bn}$ . We hence plotted, in Figure 3, on a double-logarithmic scale the normalized partition function  $Z_n/\mu_{bn}^n$  versus the length  $n$  of the path.

This allows us to estimate  $\gamma$  from straight line fits which we give as

$$\gamma = 1.045(5) . \quad (4.3)$$

Interestingly, this value is different from both the  $\theta$ -point value of  $8/7 = 1.4228\dots$  and the BN-point  $53/46 = 1.1521\dots$ . Using  $\gamma = 2\nu(1 - x_h)$  and our estimates of  $\gamma$  and  $\nu$  in equations (4.3) and (4.1) gives us the estimate

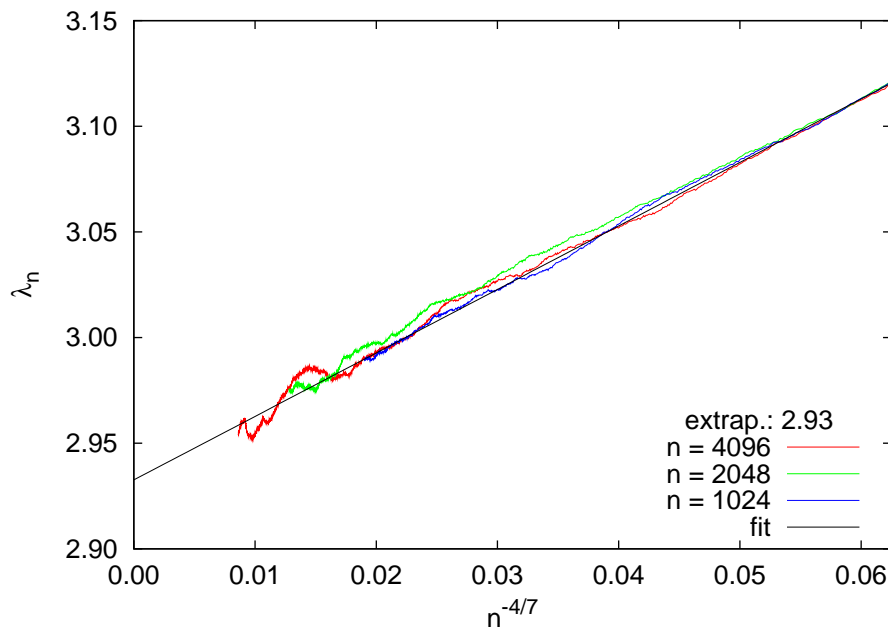
$$x_h = 0.093(13) . \quad (4.4)$$

We point out that this estimate is positive while the conjectured value above in equation (3.4) is not.

To obtain an independent estimate of  $x_h$  we attempted to estimate the universal quantity  $\lambda$  described above. In Figure 4 we plot the finite-size amplitude ratio combination  $\lambda_n = (4B_n - 1)/(2A_n)$  versus  $n^{-4/7}$ , which is the natural scale given the results above for the size measures. We find an estimate of this universal value as

$$\lambda = 2.93(3) . \quad (4.5)$$





**Figure 4.** A plot of the finite-size amplitude ratio combination  $\lambda_n$  versus  $n^{-4/7}$ , together with a straight-line fit. The difference between data from different simulations up to lengths 1024, 2048, and 4096 indicate the accuracy achieved. The extrapolated value for  $\lambda$  shown is derived from fitting straight lines through lengths 256 to 1024 to data from the best-converged simulation.

Unfortunately, the error estimate here is relatively larger than that estimated from the partition function analysis and we estimated  $x_h = 0.12(4)$ , which encompasses our more precise estimate in (4.4).

For the sake of completeness we have also found estimates of the universal amplitude ratios  $A$  and  $B$  by fitting against a correction of  $n^{-4/7}$ , which provide consistent straight fit extrapolations

$$A = 0.1534(10) \quad \text{and} \quad B = 0.475(5). \quad (4.6)$$

These values of  $A$  and  $B$  are different from the values for any of the three collapse models considered in [15].

## 5. Conclusions

We have simulated the special point, known as the BN (Blöte-Nienhuis) point, of the semi-flexible VISAW model of polymer collapse, which is associated with an integrable branch of the  $O(n)$  loop model [5]. The exponent estimates we find,  $\nu = 0.576(6)$  and  $\gamma = 1.045(5)$ , are not in accord with those previously found from the  $O(n)$  loop model. Our estimate of  $\nu$  is compatible with the value accepted for the  $\theta$ -point, which is  $4/7 = 0.5714\dots$ , and in good agreement with the results of Foster and Pinettes [1] who have used transfer matrices and DMRG. However, our estimate of  $\gamma$  is not comparable to any known value. We have found estimates of  $\gamma$  via two different methods. One method

we used involved the direct estimation of the exponent from the partition function, and the other used results from conformal field theory and universal amplitude ratios of different size measures of the polymer; our estimates from these two methods broadly agree. Clearly, something subtle is occurring in this system if our numerical analysis is accurate. Of course, large corrections to scaling may be at work here. In any case, further theoretical work is needed to tease out this issue.

## Acknowledgments

Financial support from the Australian Research Council via its support for the Centre of Excellence for Mathematics and Statistics of Complex Systems and through its Discovery program is gratefully acknowledged by the authors. A L Owczarek thanks the School of Mathematical Sciences, Queen Mary, University of London for hospitality.

## References

- [1] D. P. Foster and C. Pinettes, To appear in *J. Phys. A* (2012).
- [2] B. Nienhuis, *Phys. Rev. Lett.* **49**, 1062 (1982).
- [3] B. Duplantier and H. Saleur, *Phys. Rev. Lett.* **59**, 539 (1987).
- [4] T. Prellberg and A. L. Owczarek, *J. Phys. A.* **27**, 1811 (1994).
- [5] H. W. J. Blöte and B. Nienhuis, *J. Phys. A.* **22**, 1415 (1989).
- [6] M. T. Batchelor, B. Nienhuis, and S. O. Warnaar., *Phys. Rev. Lett.* **62**, 2425 (1989).
- [7] B. Nienhuis, *Int. J. Mod. Phys. B* **4**, 929 (1990).
- [8] S. O. Warnaar, M. T. Batchelor, and B. Nienhuis, *J. Phys. A.* **25**, 3077 (1992).
- [9] M. T. Batchelor, *J. Phys. A.* **26**, 3733 (1993).
- [10] D. P. Foster and C. Pinettes, *J. Phys. A* **36**, 10279 (2003).
- [11] H. W. J. Blöte, M. T. Batchelor, and B. Nienhuis, *Physica A* **251**, 95 (1998).
- [12] N. Madras and A. D. Sokal, *J. Stat. Phys* **50**, 109 (1988).
- [13] J. L. Cardy and H. Saleur, *J. Phys. A.* **22**, L601 (1989).
- [14] S. Caracciolo, A. Pelissetto, and A. D. Sokal, *J. Phys. A.* **23**, L969 (1990).
- [15] A. L. Owczarek, T. Prellberg, D. Bennett-Wood, and A. J. Guttmann, *J. Phys. A* **27**, L919 (1994).