

SCALING RELATIONS BETWEEN LOW-MASS BLACK HOLES AND THEIR HOST GALAXIES

QIRONG ZHU^{1,2}, YUEXING LI^{1,2}, SYDNEY SHERMAN^{1,2}

¹Department of Astronomy & Astrophysics, The Pennsylvania State University, 525 Davey Lab, University Park, PA 16802, USA and
²Institute for Gravitation and the Cosmos, The Pennsylvania State University, University Park, PA 16802, USA

Draft version January 22, 2018

ABSTRACT

It is well established that supermassive black holes in nearby elliptical galaxies correlate tightly with the kinematic property ($M_{\text{BH}}-\sigma$ correlation) and stellar mass ($M_{\text{BH}}-M_{\text{host}}$ correlation) of their host spheroids. However, it is not clear what the relations would be at the low-mass end, and how they evolve. Here, we investigate these relations in low-mass systems ($M_{\text{BH}} \sim 10^6 - 10^8 M_{\odot}$) using the Aquila Simulation, a high-resolution cosmological hydrodynamic simulation which follows the formation and evolution of stars and black holes in a Milky Way-size galaxy and its substructures. We find a number of interesting results on the origin and evolution of the scaling relations in these systems: (1) there is a strong redshift evolution in the $M_{\text{BH}}-\sigma$ relation, but a much weaker one in the $M_{\text{BH}}-M_{\text{host}}$ relation; (2) there is a close link between the $M_{\text{BH}}-\sigma$ relation and the dynamical state of the system – the galaxies that fall on the observed correlation appear to have reached virial equilibrium. (3) the star formation and black hole growth are self-regulated in galaxies – the ratio between black hole accretion rate and star formation rate remains nearly constant in a wide redshift span $z = 0 - 6$. These findings suggest that the observed correlations have different origins: the $M_{\text{BH}}-\sigma$ relation may be the result of virial equilibrium, while the $M_{\text{BH}}-M_{\text{host}}$ relation may be the result of self-regulated star formation and black hole growth in galaxies.

Subject headings: scaling relations– low mass black holes – host galaxies – fundamental plane – coevolution methods: numerical – hydrodynamical

1. INTRODUCTION

A major development in observational astrophysics in recent years is the discovery that most, if not all, nearby elliptical galaxies host a supermassive black hole (SMBH) at their center (Kormendy & Richstone 1995), and that the masses of the SMBHs correlate tightly with the global properties of the spheroid components of their hosts, such as the stellar velocity dispersion (the $M_{\text{BH}}-\sigma$ correlation, e.g., Ferrarese & Merritt 2000; Gebhardt et al. 2000; Tremaine et al. 2002; Gültekin et al. 2009b; Graham et al. 2011), and the stellar masses (the $M_{\text{BH}}-M_{\text{sph}}$ correlation, e.g., Magorrian et al. 1998; Marconi & Hunt 2003; Häring & Rix 2004). These correlations suggest that the formation and evolution of SMBHs and their host galaxies are closely linked (e.g., Haehnelt & Kauffmann 2000).

The origin of these scaling relations, however, remains a hot debate. A number of different models have been proposed to explain the correlations, such as feedback from active galactic nuclei (AGN, e.g., Silk & Rees 1998; Ciotti & Ostriker 2007), gas competition between star formation and BH accretion (e.g., Li et al. 2007a; Jahnke & Macciò 2011), galaxy mergers (e.g., Peng 2007), and a combination of merger and AGN feedback (e.g., Li et al. 2007b; Hopkins et al. 2006a, 2007, 2009a,b).

In order to unravel the origin of the correlations, recent observational efforts have focused on their evolution in hope to identify the crucial physical processes in galaxy formation which give rise to the relations (e.g., Shields et al. 2003; Treu et al. 2004; Walther et al. 2004; Shields et al. 2006; McLure et al. 2006; Peng et al. 2006; Woo et al. 2006; Salviander et al. 2007; Treu et al. 2007; Woo

et al. 2008; Jahnke et al. 2009; Bennert et al. 2010; Decarli et al. 2010; Merloni et al. 2010; Cisternas et al. 2011; Bennert et al. 2011). These surveys suggest that there is either weak or no evolution in the $M_{\text{BH}}-\sigma$ relation up to $z \sim 2$, but there is a strong redshift evolution in the $M_{\text{BH}}-M_{\text{sph}}$ relation. However, it was also suggested that the relations between M_{BH} and total host-galaxy luminosity or stellar mass, $M_{\text{BH}}-M_{\text{host}}$, may not be evolving, or at least not as rapidly as the $M_{\text{BH}}-M_{\text{sph}}$ relation (e.g., Jahnke et al. 2009; Bennert et al. 2010; Merloni et al. 2010; Cisternas et al. 2011; Bennert et al. 2011).

These results suggest that the $M_{\text{BH}}-M_{\text{sph}}$ and $M_{\text{BH}}-\sigma$ relations have different origins. More importantly, the difference between $M_{\text{BH}}-M_{\text{sph}}$ and $M_{\text{BH}}-M_{\text{host}}$ provides a crucial clue on the origin and evolution of the mass scaling relation, because $M_{\text{BH}}-M_{\text{sph}}$ is closely connected to the formation of bulges, which is believed to result from major mergers (Barnes & Hernquist 1992; Hernquist 1992, 1993; Hopkins et al. 2006a), and thus depends strongly on redshift and the merging history of a galaxy (Hopkins et al. 2010a,b). On the other hand, $M_{\text{BH}}-M_{\text{host}}$ may simply reflect the growth of stars and BHs in a galaxy regardless its type. Therefore, the $M_{\text{BH}}-M_{\text{host}}$ may represent a more fundamental property of galaxies. In this work, we adopt the latter as it is also easy to measure from the simulations.

Theoretically, the evolution of the BH – host relations has been studied using numerical simulations (e.g., Robertson et al. 2006; Di Matteo et al. 2008; Johansson et al. 2009; Booth & Schaye 2011) and semi-analytical models (e.g., Hopkins et al. 2006b, 2009b; Malbon et al. 2007; Somerville et al. 2008; Somerville 2009; Lamastra et al. 2010; Kisaka & Kojima 2010; Zhang et al. 2012). However, these models differ in their predictions for the

evolution of the scaling relations. In particular, Robertson et al. (2006) employed a set of idealized merger simulations at various redshifts and found that the slope of the $M_{\text{BH}}-\sigma$ relation remains roughly constant at redshifts $z = 0 - 6$, but the normalization shows a weak redshift dependence. Di Matteo et al. (2008) performed the first direct cosmological hydrodynamic simulation with BHs down to redshift $z = 1$, and found a weak redshift evolution in the normalization and slope of both correlations. Booth & Schaye (2011) also used a cosmological simulation but a different BH model and found that, while they reproduced the local correlations and the observed evolution of $M_{\text{BH}}-M_{\text{host}}$ for massive galaxies, they predicted an evolution in the $M_{\text{BH}}-\sigma$ which contradicts with current observations.

These studies have painted a confusing picture of the BH – host correlations. The confusion may come from the different samples used, and the different evolutionary stages of these galaxies. The galaxy samples used to derive the original correlations are dominated by local massive ellipticals and inactive galaxies. Recently, it has been suggested that the correlations vary with galaxy type and mass. Gültekin et al. (2009b) showed different scaling relations for ellipticals and for spirals, and the latter have a larger intrinsic scatter in the $M_{\text{BH}}-\sigma$ relation than the ellipticals. Kormendy et al. (2011) suggested that the BH masses do not correlate with galaxy pseudobulges or disks. Moreover, Lauer et al. (2007a) found that, at the very high mass end, the BH masses derived from $M_{\text{BH}}-\sigma$ differ those from $M_{\text{BH}}-M_{\text{sph}}$ by nearly one order of magnitude.

At the low mass end ($M_{\text{BH}} \lesssim 10^8 M_{\odot}$), most of the observed galaxies are active galactic nuclei (AGN). It was reported that, compared to inactive galaxies, AGNs show a larger dispersion in the $M_{\text{BH}}-\sigma$ relation, and that the slope differs from that of inactive galaxies or massive ellipticals (e.g., Greene et al. 2008, 2010; Kuo et al. 2011; Bennert et al. 2011; Xiao et al. 2011). More interestingly, these authors found that while their samples show a large deviation from the “classical” $M_{\text{BH}}-\sigma$ relation, they seem to follow the $M_{\text{BH}}-M_{\text{sph}}$ relation. Recently, Decarli et al. (2012) compiled a sample of 26 quasars in the low-mass end ($M_{\text{BH}} \sim 10^7 - 10^9 M_{\odot}$), and found that the $M_{\text{BH}}-M_{\text{sph}}$ relation is consistent with that of the quiescent galaxies.

In order to understand the origin of the scaling relations, it is important to follow the formation and evolution of BHs and their host galaxies, in particular at the low-mass end, because these are the building blocks of the massive ones at the present day. Based on our current understanding of structure formation in the cold dark matter (CDM) cosmology, the central BHs may follow the same hierarchical assembly of the galaxies as well. Black holes in the mass range of $10^{5-8} M_{\odot}$ thus serve as a bridge between the SMBHs and their seeds, thus would provide crucial information on the growth of BHs.

In this work, we study the BH – host relations and their evolution in low mass systems using a high-resolution cosmological hydrodynamic simulation which includes important physics of dark matter, gas dynamics, star formation, black hole growth, and feedback processes. The simulation used the Aquila initial condition (Scannapieco et al. 2012), which was constructed to produce

a Milky Way-size halo and its sub-structures (referred to as “Aquila Simulation” hereafter). We also explore the origin of the relations by comparing model predictions with observations. The paper is organized as follows: in §2, we describe our models and computational methods. We present the evolution of the relations in §3, models for their origins in §4, and summarize in §5.

2. THE AQUILA SIMULATION

In order to achieve high resolutions in a cosmological simulation to study the BH – galaxy correlations at different cosmic time, we carried out the Aquila Simulation, which follows the formation and evolution of a Milky Way-size galaxy and its substructures (Wadepuhl & Springel 2011; Scannapieco et al. 2012). The initial condition is originally from the Aquarius Project (Springel et al. 2008), which produced the largest ever particle simulation of a Milky Way-sized dark matter halo. The hydrodynamical initial condition is reconstructed from the original collisionless one by splitting each original particle into a dark matter and gas particle pair (Wadepuhl & Springel 2011).

The Aquila Simulation includes dark matter, gas dynamics, star formation, black hole growth, and feedback processes. Star formation is modeled in a multi-phase ISM, with a rate that follows the Schmidt-Kennicutt Law (Schmidt 1959; Kennicutt 1998). Feedback from supernovae includes both thermal and kinetic forms. Thermal feedback is captured through a multi-phase model of the ISM by an effective equation of state for star-forming gas, and the kinetic feedback is modeled as a galactic wind based on Springel & Hernquist (2003). We adopt a constant wind velocity of $v_{\text{wind}} = 484 \text{ km s}^{-1}$, a mass-loss rate that is twice of the star formation rate, and an energy efficiency of unity such that the wind carries 100% of the supernova energy. The wind direction is anisotropic, preferentially perpendicular to the galactic disk. This wind model causes an outflow of gas, transporting energy, matter and metals out of the galactic disk in proportion to the star formation rate.

The model of black hole growth and feedback follows that of Springel et al. (2005a) and Di Matteo et al. (2005), where black holes are represented by collisionless “sink” particles that interact gravitationally with other components and accrete gas from their surroundings. The accretion rate is estimated from the local gas density and sound speed using a spherical Bondi-Hoyle (Bondi 1952; Bondi & Hoyle 1944; Hoyle & Lyttleton 1941) model that is limited by the Eddington rate. Feedback from black hole accretion is modeled as thermal energy, $\sim 5\%$ of the radiation, injected into surrounding gas isotropically. This feedback scheme self-regulates the growth of the black hole and has been demonstrated to successfully reproduce many observed properties of local elliptical galaxies (e.g., Springel et al. 2005a,b; Di Matteo et al. 2005; Hopkins et al. 2006a) and the most distant quasars at $z \sim 6$ (Li et al. 2007b). Mergers of black holes can happen once two black holes are close enough and their relative speed is less than the local sound speed. In the simulation, the black hole seeding scheme follows that of previous work (Di Matteo et al. 2008; Sijacki et al. 2009; Di Matteo et al. 2012): a seed black hole of mass $M_{\text{BH}} = 10^5 h^{-1} M_{\odot}$ is planted in the gravitational potential minimum of each new halo identified by the friends-

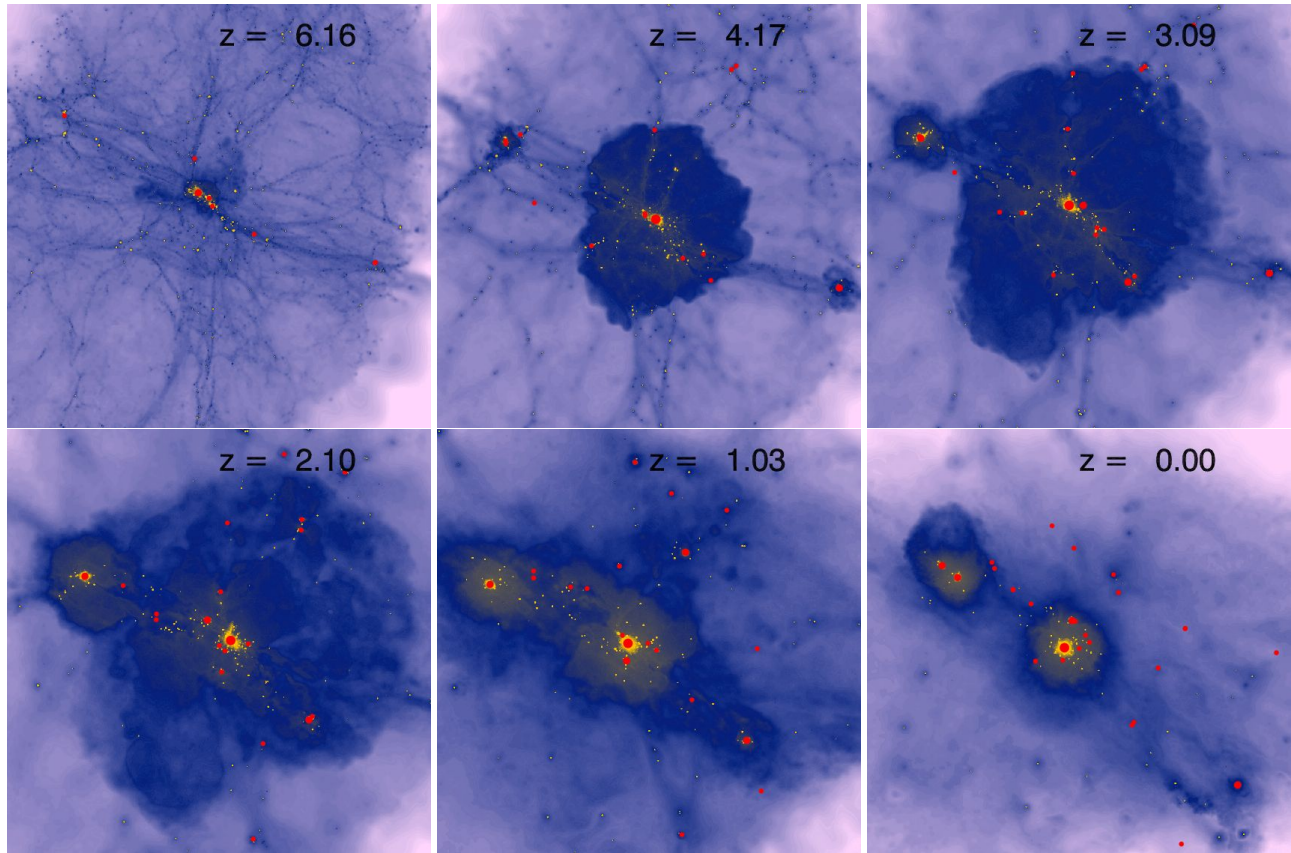


Figure 1. Evolution of the BHs and galaxies from the Aquila Simulation. The images show the projected density of both gas (color-coded by temperature: blue indicates cold gas, brown indicates hot, tenuous gas) and stars (represented by the bright yellow color). The black holes are represented by the red dots, the size of which is proportional to the BH mass. Feedback from both supernovae and accreting BHs creates hot bubbles around the galaxy centers. The box size is $10 h^{-1}\text{Mpc}$ in comoving coordinates.

of-friends (FOF) group finding algorithm with a total mass greater than $10^{10} h^{-1}M_{\odot}$.

The computation was performed using the parallel, N-body/SPH code GADGET-3, which is an improved version of that described in Springel et al. (2001); Springel (2005). For the computation of gravitational forces, the code uses the “TreePM” method (Xu 1995) that combines a “tree” algorithm (Barnes & Hut 1986) for short-range forces and a Fourier transform particle-mesh method (Hockney & Eastwood 1981) for long-range forces. GADGET implements the entropy-conserving formulation of SPH (Springel & Hernquist 2002) with adaptive particle smoothing, as in Hernquist & Katz (1989). Radiative cooling and heating processes are calculated assuming collisional ionization equilibrium (Katz et al. 1996; Davé et al. 1999), and the UV background model of Haardt & Madau (1996) is used, which describes a spatial uniform UV background leading to reionization roughly at $z \approx 6$ in the simulation.

The whole simulation falls in a periodic box of $100 h^{-1}\text{Mpc}$ on each side with a zoom-in region of a size $5 \times 5 \times 5 h^{-3}\text{Mpc}^3$. The spatial resolution is $\sim 250 h^{-1}\text{pc}$ in the zoom-in region. The mass resolution of this zoom-in region is $1.97 \times 10^5 h^{-1}M_{\odot}$ for dark matter particles, $\sim 1.875 \times 10^4 h^{-1}M_{\odot}$ for gas and star particles. The cosmological parameters used in the simulation are $\Omega_m = 0.25$, $\Omega_{\Lambda} = 0.75$, $\sigma_8 = 0.9$ and $h = 0.73$, consistent with the five-year results of the WMAP (Komatsu et al.

2009). The simulation evolves from $z = 127$ to $z = 0$.

In the simulation, each snapshot is processed by an on-flying FOF algorithm which tests the dark matter linking length as if they are less than 20% of their mean spacing. Gas and star particles are then linked to the nearest dark matter particle. A substructure detection algorithm SUBFIND (an extended version of Dolag et al. 2009 for gas and star particle) is then applied to each group by calculating the local density and searching for locally overdense region. Such an overdense region will be marked as a substructure of the parent group. Throughout this work, a galaxy is defined as the group returned by the SUBFIND, which includes dark matter halo, gas, stars, and black holes. We only select galaxies from the high-resolution, zoom-in region.

Figure 1 shows the evolution of the BHs and galaxies from $z \sim 6.2$ to $z = 0$ from the Aquila Simulation. The gas follows the distribution of dark matter in filamentary structures, and stars form in high density regions along the filaments. The most massive galaxy in the zoom-in region resides in the intersection of the filaments, the highest density peak in the simulated volume where gas concentrates in the deep potential well. The BHs form in these massive halos, and they grow through gas accretion and mergers following the hierarchical buildup of their host galaxies. The most massive BH resides in the main halo at the present day, and there are about a dozen of BHs in the mass range of $10^5 - 10^8 M_{\odot}$.

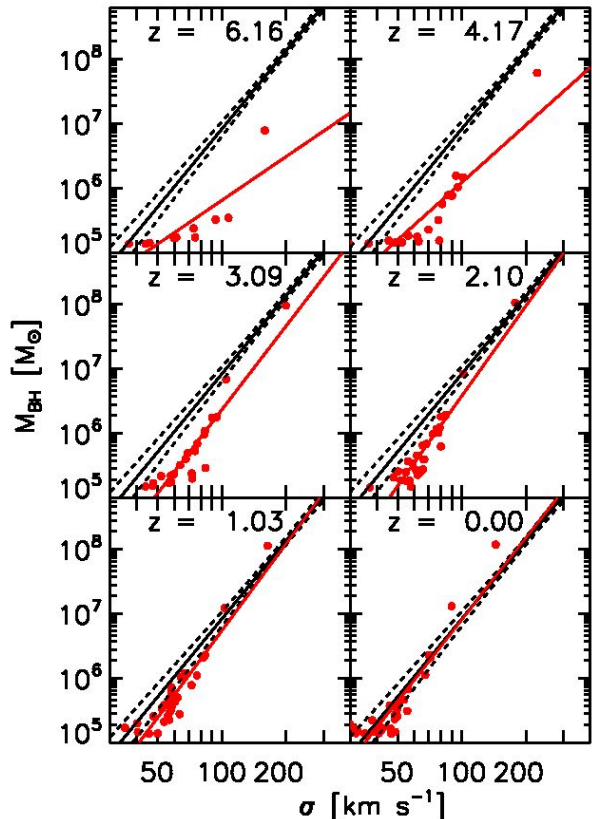


Figure 2. The $M_{\text{BH}}-\sigma$ relation at different redshifts from the Aquila Simulation, in comparison with the local observation. The red dots represent the simulation data, the red solid curve is the fitting of our sample using a power-law formula, while the black solid curve is the best fit of the nearby galaxies by Tremaine et al. (2002), and the dashed lines indicate the range of the fitting.

3. THE BH – HOST RELATIONS AND THEIR EVOLUTIONS

3.1. The $M_{\text{BH}}-\sigma$ Correlation

From the Aquila Simulation, we select a sample of galaxies with a stellar mass of $M_* \geq 10^8 M_\odot$, which contains over 5000 star particles. This criterion enables robust measurement of the galaxy properties. Most of the selected galaxies are dwarfs, and have actively accreting BHs. For each galaxy, the BH mass is computed directly in the simulation, and we calculate the projected half-mass effective radius R_e , and the line-of-sight mass-weighted stellar velocity dispersion σ within R_e . This projection procedure is performed for over 100 random line-of-sights.

The resulting $M_{\text{BH}}-\sigma$ relation is shown in Figure 2 at six representative redshifts, in comparison with the observed $M_{\text{BH}}-\sigma$ relation of the nearby galaxies by Tremaine et al. (2002). We fit our data at each redshift with the same power-law formula as that in Tremaine et al. (2002):

$$\log \frac{M_{\text{BH}}}{M_\odot} = \alpha \log \left(\frac{\sigma}{200 \text{ km s}^{-1}} \right) + \beta \quad (1)$$

where α and β represent the slope and the normalization of the relation, respectively. The best fit of the local

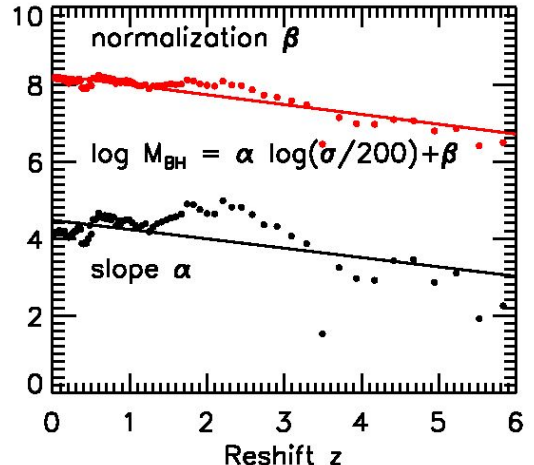


Figure 3. The evolution of the parameters of the $M_{\text{BH}}-\sigma$ relation, slope α (in black) and normalization β (in red), with redshift in the simulation. The solid lines are least-squares fittings of the data.

$M_{\text{BH}}-\sigma$ relation from Tremaine et al. (2002) gives a slope of $\alpha = 4.02 \pm 0.32$, and a normalization of $\beta = 8.13 \pm 0.06$.

From Figure 2, there is a clear trend of evolution of the $M_{\text{BH}}-\sigma$ relation in both normalization and slope. The modeled galaxies systematically lie below the local $M_{\text{BH}}-\sigma$ relation at high redshift. A correlation emerges quickly after the BHs are formed, as high as $z = 4$, which is also the fast growth phase of BHs. As the galaxies evolve to low redshift, they converge to the observed local relation quickly. By $z = 0$, some dwarfs eventually reach the line defined by local massive ellipticals, but the overall slope is noticeable steeper. The steeper slope at the low-mass end was also seen in simulations of Di Matteo et al. (2008), and in low-mass AGN observations of Greene et al. (2010) from precise BH mass measurements using megamaser (note, however, Xiao et al. 2011 reported a shallower slope with a large sample of AGNs.). The change in the $M_{\text{BH}}-\sigma$ relation at low mass probably indicates a different mode of BH growth in these objects compared with more massive galaxies with classical bulges Greene et al. (2008).

The evolution of the $M_{\text{BH}}-\sigma$ relation, in form of slope α and normalization β , is shown in Figure 3. The scattering in both slope and normalization becomes larger at higher redshift, due to smaller galaxy number and increasing difficulty in the measurement of σ . Nevertheless, both slope and normalization show strong evolution with redshift out to $z = 6$, as illustrated by the fitting lines:

$$\alpha = 4.38 - 0.21z, \beta = 8.07 - 0.20z \quad (2)$$

The evolution of the normalization of the $M_{\text{BH}}-\sigma$ relation from our simulation is consistent with the result of Di Matteo et al. (2008) from cosmological simulations, which also showed $\beta \propto -0.20z$, and that of Robertson et al. (2006) from merger simulations, $\beta \propto -0.186z$ by fixing the slope to 4.0, but shallower than that given by Booth & Schaye (2011), $\beta \propto -0.32z$. Both Robertson et al. (2006) and Di Matteo et al. (2008) suggested that the expected velocity dispersion for a given stellar mass

is larger at higher redshift. As for the evolution of the slope, Robertson et al. (2006) did not see a monotonic trend possibly due to the limited number of redshifts in that study. Instead they put an upper limit on the absolute value of the evolution of slope, $|\phi| < 0.3$. Di Matteo et al. (2008) showed that the slope becomes steeper with decreasing redshift, similar to the trend we find, except that they have a much larger slope at $z \sim 3-4$ since the massive BHs ($> 10^8 M_\odot$) fall above the local correlation. The steep “tilt” at $z \sim 3-4$ in their work may be caused by the rapid growth of these massive BHs which gained their masses rapidly through mild super-Eddington accretion rates during this period. In fact, a similar trend is also present in Figure 3 at $z \sim 3-1$ when the most massive black holes in our simulation assembled most of their masses.

In observation, the $M_{\text{BH}}-\sigma$ relation has been studied by using the width of some emission lines such as OIII or H_α as a proxy for stellar velocity dispersion (Nelson & Whittle 1996; Gu et al. 2009). These studies suggest that this scaling relation either does not evolve (e.g., Shields et al. 2003), or does so weakly, with BHs more massive than inferred from the local relation by a factor of a few at $z \sim 1$ (e.g., Woo et al. 2008; Gu et al. 2009). In Figure 3, the evolution of the $M_{\text{BH}}-\sigma$ relation at $z \lesssim 1$ is much weaker than that indicated by the above fittings. At $z = 0$, our result is within the observed range of low-mass BH systems (Greene et al. 2010; Xiao et al. 2011).

3.2. The $M_{\text{BH}}-M_{\text{host}}$ Correlation

For the same galaxy sample as in the previous section, we measure the masses of the hosts. Currently, we do not have an effective procedure to decompose the galaxy from a cosmological simulation into bulge and disk components, thus we are using half of the galaxy stellar mass as a proxy of bulge mass. The resulting $M_{\text{BH}}-M_{\text{host}}$ relation is shown in Figure 4, in comparison with observations. We fit our data at each redshift with the same power-law formula as in Häring & Rix (2004) :

$$\log \frac{M_{\text{BH}}}{M_\odot} = a \log \left(\frac{M_*}{10^{11} M_\odot} \right) + b \quad (3)$$

where a and b represent the slope and the normalization of the relation, respectively. The best fit of the local $M_{\text{BH}}-M_{\text{host}}$ relation from Häring & Rix (2004) gives a slope of $a = 1.12 \pm 0.06$ and a normalization of $b = 8.20 \pm 0.10$.

Compared to $M_{\text{BH}}-\sigma$ relation in Figure 2, the $M_{\text{BH}}-M_{\text{host}}$ relation shows a weaker evolution with redshift. Most of the BHs in our simulation have masses $M_{\text{BH}} < 10^7 M_\odot$, and they lie below the local correlation, while the more massive ones $M_{\text{BH}} \gtrsim 10^7 M_\odot$, lies above the line, which in broad agreement with simulations of Di Matteo et al. (2008), and observations which have a larger sample than ours, and they show a larger scatter above and below the local relation (e.g., Greene et al. 2010; Bennert et al. 2011; Xiao et al. 2011).

The evolution of the $M_{\text{BH}}-M_{\text{host}}$ relation, in form of slope a and normalization b , is shown in Figure 5. The scattering in both parameters becomes larger at higher redshift, due to smaller galaxy count, but on average, both slope and normalization do not show strong evolution with redshift out to $z = 6$, as illustrated by the

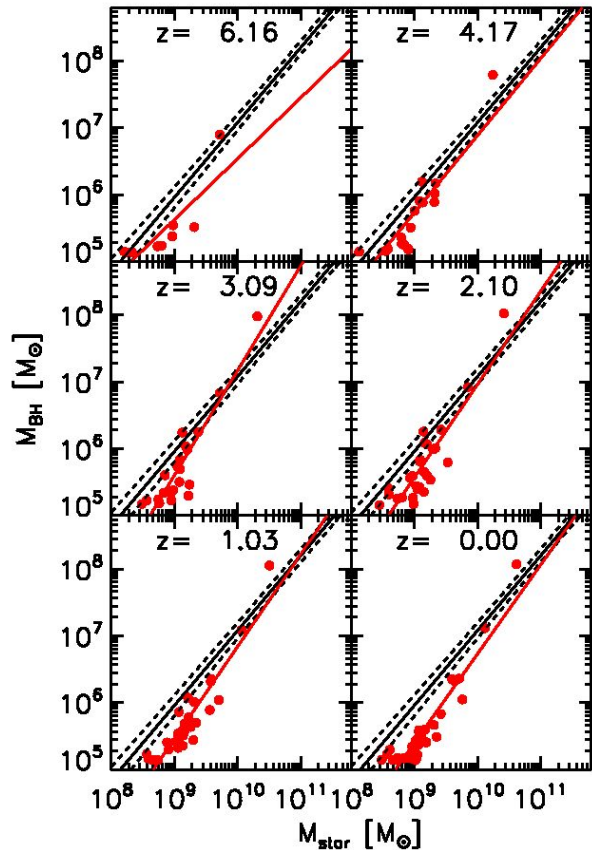


Figure 4. The $M_{\text{BH}}-M_{\text{host}}$ relation at different redshifts from the Aquila Simulation, in comparison with the local observations. The red dots represent the simulation data, the red solid curve is the fitting of our sample using a power-law formula, while the black solid curve is the best fit of the nearby galaxies by Häring & Rix (2004), and the dashed lines indicate the range of their fitting.

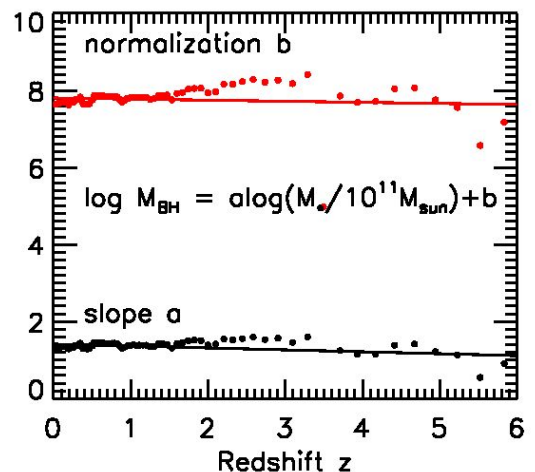


Figure 5. The evolution of the parameters of the $M_{\text{BH}}-M_{\text{host}}$ relation, slope a (in black) and normalization b (in red), with redshift in the simulation. The solid lines are least-squares fittings of the data.

fitting lines. If we just focus on $z \lesssim 2$, there is no noticeable evolution in either the slope or the normalization.

$$a = 1.38 - 0.04z, b = 7.64 + 0.02z \quad (4)$$

The modest evolution in the $M_{\text{BH}}-M_{\text{host}}$ relation from our simulation agrees well with the result from Di Matteo et al. (2008) in the same mass range. It appears that the BHs in massive galaxies ($M_* \gtrsim 10^{10} M_{\odot}$) grow more quickly than the stellar mass (Di Matteo et al. 2008; Booth & Schaye 2011). This may be due to the super-Eddington accretion (Di Matteo et al. 2008) and the increased efficiency early on (Booth & Schaye 2011) in these models. Johansson et al. (2009) argued that SMBHs are less likely to develop before their parent bulges as they found that over massive BHs were not evolving to the local correlations from their merger simulations. However, Naab et al. (2009) suggested that minor mergers could be a solution to the increase of stellar masses. In our simulation, most of the BHs are low mass, and they accrete at sub-Eddington rates most of the time, which differs significantly from the massive ones in the previous studies.

In observation, the evolution of the mass scaling relation has been studied by a number of groups (e.g., Shields et al. 2003; Treu et al. 2004; Peng et al. 2006; Woo et al. 2006; Salviander et al. 2007; Treu et al. 2007; Woo et al. 2008; Jahnke et al. 2009; Bennert et al. 2010; Decarli et al. 2010; Merloni et al. 2010; Cisternas et al. 2011; Bennert et al. 2011). In particular, it was recently suggested that the ratio between BH masses M_{BH} and the stellar masses of the host spheroids M_{sph} evolves strongly with time out to $z \sim 2$: $M_{\text{BH}}/M_{\text{sph}} \propto (1+z)^{1.96}$ (Bennert et al. 2011). However, most of the studies derived the bulge stellar mass from the luminosity of the spheroid. While this can be done robustly for local ellipticals, the uncertainty becomes larger at higher redshift, because the stellar populations in bulges are not well understood at $z \gtrsim 1$, it is more difficult to distinguish between the host and the bulge component, and bulge may not have formed in some high redshift galaxies or AGNs. In fact, when considering the total luminosity or the stellar mass of the host galaxy, it was found that the $M_{\text{BH}}-M_{\text{host}}$ has a much weaker evolution, if any, than the $M_{\text{BH}}-M_{\text{sph}}$ (e.g., Jahnke et al. 2009; Bennert et al. 2010; Merloni et al. 2010; Cisternas et al. 2011; Bennert et al. 2011), consistent with our finding in Figure 5.

Studies of quasar host galaxies indicate that $M_{\text{BH}}-M_{\text{host}}$ relation may be present as early as $z \approx 4$ (Peng et al. 2006), and that evidence for evolution of this relation is not conclusive because of the following three reasons: (1) BH mass calibration has a factor of 2 systematic uncertainty; (2) bulge mass is not directly measured; and (3) selection bias. Decarli et al. (2010) studied 96 quasars and their host galaxies and found an evolution in $M_{\text{BH}}-M_{\text{gal}}$ from $z = 3$ to the present day. However, the possibility that these host galaxies may be biased towards lower mass galaxies at high redshift is present, as pointed out by (Lauer et al. 2007b). Such a bias would lead to a more massive black hole for a give luminosity by nearly one order of magnitude. On the other hand, a limited sample of obscured AGNs from Sarria et al. (2010) suggests that $M_{\text{BH}}-M_{\text{host}}$ relation still holds at high redshift.

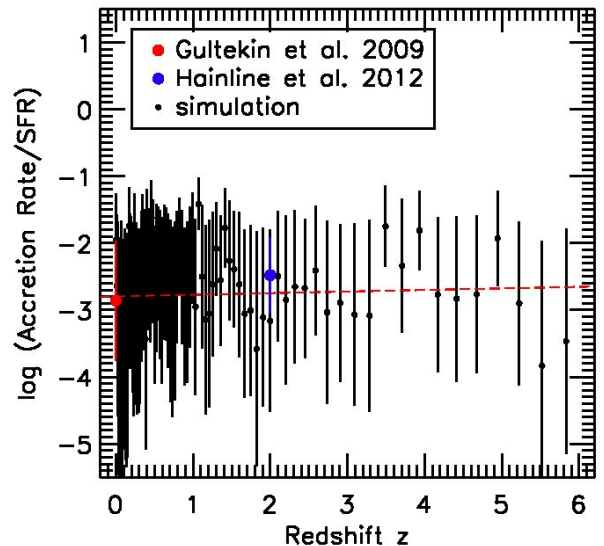


Figure 6. Ratio of BH accretion rate to star formation rate of our galaxy sample at different redshift from the Aquila Simulation. The black error bar indicates the range of the ratio at a given time, while the black dot represents the mean value. The red and blue dots represent observational data based on Gultekin et al. (2009a) and Hainline et al. (2012), respectively. The red, dashed line is the least-squares fitting to the simulation data.

The difference between M_{sph} and M_{host} provides an important clue on the origin and evolution of the scaling relations, because the local $M_{\text{BH}}-\sigma$ and $M_{\text{BH}}-M_{\text{sph}}$ are determined by the formation of bulges, which are believed from major mergers (e.g., Hernquist 1992, 1993; Hopkins et al. 2006a). Overall, the evolution of the $M_{\text{BH}}-\sigma$ reflects the change of structural properties, while $M_{\text{BH}}-M_{\text{host}}$ simply reflects the growth history of a galaxy and its central BH, regardless its type and or activity.

4. ORIGIN OF THE SCALING RELATIONS

The origin of the BH scaling relations has been an open question. Our simulation shows that there is a remarkable evolution with redshift in the $M_{\text{BH}}-\sigma$ relation, but little or no evolution in the $M_{\text{BH}}-M_{\text{host}}$ relation. The different evolutions of the scaling relations suggest that they may have different origins.

4.1. $M_{\text{BH}}-M_{\text{host}}$ Relation as a Result of Self-regulated Growth in Galaxies

In order to understand the mass correlation, we turn to the growth history of the galaxies in our sample. Our simulation includes a number of physical processes of baryonic matter, including gasdynamics, cooling, star formation, BH accretion, and feedback from both SNe and BHs. Dark matter halo quickly forms and significant amount of mass is gathered through merger, leading to the reconfiguration of the gravitational potential and relaxation of DM particles. Gas falls into forming gravitational potential well and is shocked to high temperature. A considerable fraction of gas cools, loses its angular momentum, pile up in the center of the halo and stellar component builds up a short period of time, as well as the central existing BH. Feedback from SNe and

AGNs heats up gas to hot phase, compensate the cold gas inflow and regulate both star formation and BH growth. The BHs grow until self-regulated, when its feedback energy can sufficiently unbind in-falling gas and halt accretion as well as star formation. The difference between an isolated merger and a cosmological simulation is that a constant gas supply from IGM is present in a cosmological simulation, which will exhibit as a cooling inflow to the galaxy in the early stage.

As a result of the interplay among these physical processes, the star formation and BH growth in galaxies appear to be self-regulated and balanced. Figure 6 shows the ratio of BH accretion rate to star formation rate of each galaxy at different redshift in the simulation, in comparison with two available observational data points at $z = 0$ and $z \sim 2$, respectively. The local galaxy sample is based on X-ray luminosity from Gültekin et al. (2009a), H_α luminosity from Ho et al. (2003) and infrared luminosity from Meléndez et al. (2008). The SFR is calculated from H_α luminosity or far infrared luminosity using the conversion relations by Kennicutt (1998). The accretion rate is estimated with the same method as in Mullaney et al. (2012). We convert X-ray luminosity to bolometric luminosity with a constant factor of 22.4, and assume a radiation efficiency of 0.1 to calculate the accretion rate. The total number of the galaxies in this sample is 12. The high redshift AGN sample from Hainline et al. (2012) includes 11 galaxies with both SFR and AGN bolometric luminosity. We calculate the accretion rate using the same method above.

As shown in Figure 6, although there is a large dispersion in the data due to variation in the BH accretion rate and star formation rate, the least-squares fitting to the simulation data (the red, dashed line) shows $\log(\dot{M}_{\text{BH}}/\text{SFR}) = -2.754 - 0.02z$. The fitting indicates nearly negligible evolution in the ratio over redshifts $z = 0 - 6$, and it lies close to the available observational data. More interestingly, this growth ratio, $\dot{M}_{\text{BH}}/\text{SFR} = -2.754$, is very close to the mass ratio of the observed $M_{\text{BH}}-M_{\text{host}}$ relation, $M_{\text{BH}}/M_{\text{host}} \simeq (1-2) \times 10^{-3}$ (e.g., Häring & Rix 2004).

This result suggests that BHs have grown in-step with their host galaxies since at least $z \sim 6$, that the BH growth and star formation in galaxies are self-regulated, probably owing to feedback and availability of gas supply, and that the ratio of the two remains constant regardless the triggering mechanism. The fact that the ratio maintains constant at $\dot{M}_{\text{BH}}/\text{SFR} = -2.754$ naturally gives rise to the observed $M_{\text{BH}}-M_{\text{host}}$ relation in the local universe.

Recently, Mullaney et al. (2012) studied the growth of SMBH and stars in a large sample of galaxies in the redshift range $0.5 < z < 2.5$. They found that the average SMBH accretion rate follows remarkably similar trend with stellar mass and redshift as the average SFR of their host galaxies, and that the ratio $\dot{M}_{\text{BH}}/\text{SFR} \simeq 10^{-3}$, similar to our finding in this work. Furthermore, Shi et al. (2009) studied infrared properties of 57 SDSS type -1 quasars at $z \sim 1$ and found that the average ratio of $\dot{M}_{\text{BH}}/\text{SFR}$ in quasar hosts shows little evolution with redshift. These observations give strong support to our hypothesis that the observed $M_{\text{BH}}-M_{\text{host}}$ relation is a result of self-regulated and balanced growth in galaxies.

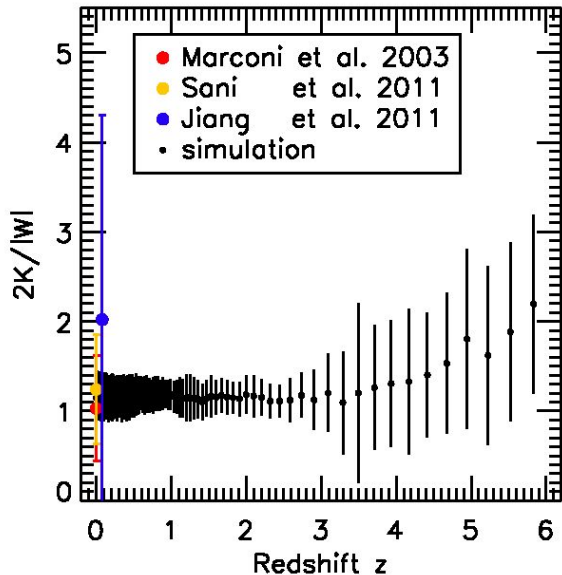


Figure 7. The ratio of kinetic energy to the potential energy of stellar components within half-mass radius of the galaxy at different redshift from the Aquila Simulation. This ratio serves as an indicator of the dynamical state of a galaxy, for example, if the ratio is 1, it means the system is in virial equilibrium. The black error bar indicates the ratio range at each redshift, the black dot represents the mean value, the red dot is the value derived from observations of Marconi & Hunt (2003), the yellow dot indicates data from Sani et al. (2011), and blue dot indicates data from Jiang et al. (2011). The samples of Marconi & Hunt (2003) and Sani et al. (2011) are dominated by massive elliptical galaxies which satisfy the local $M_{\text{BH}}-\sigma$ correlation, while that of Jiang et al. (2011) are low-mass systems with BHs of $10^5 - 10^6 M_\odot$, which show significant deviation from the local $M_{\text{BH}}-\sigma$ correlation.

Our model predicts that the $M_{\text{BH}}-M_{\text{host}}$ relation is a global, fundamental property of galaxies, it does not depend on galaxy type or mass, and it does not evolve with redshift. However, it does not rule out strong evolution in the relation with *spheroid*, because the $M_{\text{BH}}-M_{\text{sph}}$ depends on the formation of bulges, which is believed to be triggered by major mergers of galaxies, therefore, properties of spheroids depend sensitively on environment and redshift which determine the merging history of a galaxy.

4.2. $M_{\text{BH}}-\sigma$ Relation as a Result of Virial Equilibrium

We have shown in the previous section that the galaxies from our simulation fall on the the observed local $M_{\text{BH}}-\sigma$ relation at $z = 0$, but there is a remarkable evolution in the relation with redshift, while observations of massive galaxies with spheroids show little evolution. In order to understand the origin of this relation and the cause of the evolution and discrepancy, we turn to the dynamical state of the galaxies as it determines the stellar velocity dispersion.

A number of models have been proposed to explain the $M_{\text{BH}}-\sigma$ relation. Silk & Rees (1998) assumed the formation of SMBH proceeds galaxies and the energetic wind from quasars expels the gas, resulting in a regulation of the growth of the spheroidal stellar component. Ciotti & Ostriker (2007) argued that radiative feedback from BHs in ellipticals give rise to this scaling relation. Hopkins et al. (2007) suggested that it takes a dynamical

time for the feedback energy from the BHs to unbind the surrounding gas and reached a fundamental-plane, relating the BH mass with a combined parameter with stellar mass and velocity dispersion.

The finding that the $M_{\text{BH}}-\sigma$ and the fundamental-plane relation are closely related suggest that galaxies satisfying these relations may have reached relaxation, or virial equilibrium (e.g., Robertson et al. 2006; Hopkins et al. 2009a), which satisfies the virial theorem:

$$2K + W = 0 \quad (5)$$

where $K = 3/2M_*\sigma^2$ is the kinetic energy of the stars, and $W = -3/5GM_*M/R_e$ is gravitational potential of the galaxy with mass M within the effective radius R_e .

To examine the dynamical state of our galaxies, we define a parameter virial ratio, $\lambda = 2K/W$. If the system is in virial equilibrium, then $\lambda = 1$. Figure 7 shows the resulting virial ratio λ of the galaxy sample at different redshift from our simulation, in comparison with available observational data from Marconi & Hunt (2003), Sani et al. (2011), and Jiang et al. (2011).

Sani et al. (2011) studied the black hole-host galaxy scaling relations in Spitzer/IRAC band. The velocity dispersion, K-band luminosity are taken from their Table 2 and the effective radius R_e from their Table 3. The galaxy mass is then derived from the K-band luminosity with a mass-to-light ratio $M/L = 1$. The number of total galaxies from this sample is 50. In Marconi & Hunt (2003), since the effective radius R_e was measured in J band, we use the J band luminosity to compute stellar mass also assuming $M/L = 1$. This gave us total 37 galaxies. Note the samples of Marconi & Hunt (2003) and Sani et al. (2011) are dominated by massive elliptical galaxies which satisfy the local $M_{\text{BH}}-\sigma$ correlation, while that of Jiang et al. (2011) are low-mass systems with BHs of $10^5 - 10^6 M_\odot$, which fall below the local $M_{\text{BH}}-\sigma$ correlation. A sample of galaxies with low mass BHs is also included as we crosscheck the ones with both photometric measurements from Jiang et al. (2011) and velocity dispersion measurements from Xiao et al. (2011). Luminosity of the bulge is estimated from the surface brightness in I band and the luminosity distance inferred from redshift z from Jiang et al. (2011). The ratio M/L in this band is also assumed to be 1. This gives us a sample of 30 galaxies.

From Figure 7, a clear evolution of the virial ratio λ is seen: the mean value flattens around $\sim 1.1 - 1.2$ up to $z \sim 2$, then increases gradually with redshift and reaches ~ 2.2 at $z \sim 6$. At $z = 0$, our galaxies agree with the observed $M_{\text{BH}}-\sigma$ relation, and our mean value of the ratio lies in between those derived from observations by Marconi & Hunt (2003) and Sani et al. (2011). This agreement is exciting, because it demonstrates that galaxies that fall on the $M_{\text{BH}}-\sigma$ correlation are indeed in virial equilibrium. On the other hand, most of the galaxies of Jiang et al. (2011) fall below the classical $M_{\text{BH}}-\sigma$ correlation, like ours at $z \gtrsim 3$, therefore, it is not surprising that its $2K/W$ ratio is larger than 1, similar to our result at $z \sim 6$. This means that the galaxies at high redshift in our simulation have not yet reached virial equilibrium.

This result suggests that the $M_{\text{BH}}-\sigma$ correlation may be a result of virial equilibrium of the galaxies. Qualitatively, from the criterion for virial equilibrium as sug-

gested by Binney & Tremaine (2008):

$$\langle \sigma^2 \rangle \simeq 0.45 \frac{GM}{R_e} \quad (6)$$

which gives a relation between the galaxy mass and the stellar velocity dispersion and effective radius:

$$M \propto \sigma^2 R_e \quad (7)$$

Since the luminosity of a galaxy, $L (\propto M_*)$, is proportional to the stellar surface brightness and the projected surface area:

$$L \propto R_e^2 I_e \quad (8)$$

Assuming a constant mass-to-light ratio M/L and a constant surface brightness I_e , the above two relations lead to

$$L(\propto M_*) \propto \sigma^4 \quad (9)$$

From our results in the previous section, the self-regulated growth of stars and BHs in galaxies gives $M_{\text{BH}} \propto M_*$, therefore,

$$M_{\text{BH}} \propto M_* \propto \sigma^4 \quad (10)$$

This virial equilibrium-origin model can explain the discrepancy between observations and our simulation. In the observations, most of the galaxies, in particular massive ones and those with bulges, may have reached relaxation and virial equilibrium quickly, because the more massive a galaxy is, the shorter relaxation timescale it has (Binney & Tremaine 2008). It is believed that merger can trigger a rapid growth of BHs and the build up of ellipticals and bulge component (Springel et al. 2005a), when large amount of shocked gas by gravitational interaction fuels BHs accretion and intense star formation (Springel et al. 2005a). This scenario is also supported by observations (e.g., Bennert et al. (2008); Alexander et al. (2005)). The spheroids formed through violent merger quickly relax and reach virial equilibrium. As a result, they satisfy the $M_{\text{BH}}-\sigma$ relation and show little or no evolution. On the other hand, low-mass systems take a longer time to reach virial equilibrium, thus they may show some evolution in the $M_{\text{BH}}-\sigma$.

5. DISCUSSIONS

In order to achieve desired resolutions to resolve low-mass BH systems in cosmological simulations, we focus on a Milky Way-size halo in this paper. However, this has led to a serious limitation: the galaxy sample is very small. The large scattering due to the small number statistics in our results, in particular at high redshift, may have affected the actual evolution of the scaling relations we studied.

In such a zoom-in simulation, there might be contamination by heavier low-resolution particles outside of the high-resolution zoom-in region (Springel et al. 2008). This could be more severe as we approach to the boundary of the zoom-in region. However, most of our galaxies are located well within the boundary. We checked the presence of low-resolution particles in all the subhalos which host BHs, and found that the mass fraction is very small, about $10^{-3} - 10^{-4}$. We conclude that the contamination is not significant in our galaxy sample.

The seeds of galactic BHs is an outstanding problem. It is unknown where the seed of the Milky Way came from. In our simulation, we follow the previous studies Li et al. (2007b); Di Matteo et al. (2008) and create seeds of $10^5 M_\odot$ in halos with mass above $10^{10} M_\odot$. Although it is not our focus to reproduce exactly the same BH as in the Milky Way, our seeding scheme produced a $\sim 10^8 M_\odot$ BH in the main halo, much more massive than the current estimate of $10^6 M_\odot$ in the Milky Way.

A wide range of seed masses, from $10 M_\odot$ to $10^6 M_\odot$, has been proposed (Volonteri 2010). For examples, a small seed of $\sim 10^2 M_\odot$ by the collapsed remnants from the first stars (Abel et al. 2002; Bromm & Larson 2004; Gao et al. 2007; Yoshida et al. 2008), or a massive one of $\sim 10^6 M_\odot$ by the catastrophic collapse of a supermassive star, or gas clump (Carr et al. 1984; Bromm & Loeb 2003; Begelman et al. 2006; Tanaka & Haiman 2009).

Recently, Volonteri & Natarajan (2009) studied the effects of BH seeds on the BH scaling relations using semi-analytical merger trees. They investigated two seeding models, light seeds of $10^2 M_\odot$ from PopIII stars, and heavy seeds from direct gas collapse (which has a distribution function with a peak of $10^5 M_\odot$), and suggested that the $M_{\text{BH}}-\sigma$ relation is a result of seeding mechanism and growth prescription, and that massive seeds produce better agreement with observations at $z = 0$. They also predicted a large population of low-mass BHs at high redshifts, which has not been detected.

We plan to improve the current study in future work by increasing the statistics. We will perform uniform cosmological hydrodynamic simulations in larger boxes in order to obtain a large number of galaxies at different redshift. We also plan to investigate different BH seeding schemes and the resulting BH – host galaxy relations.

6. SUMMARY

We have investigated the $M_{\text{BH}}-\sigma$ and relations $M_{\text{BH}}-M_{\text{host}}$ relations in low-mass systems ($M_{\text{BH}} \sim 10^6 - 10^8 M_\odot$) using the Aquila Simulation, a high-resolution cosmological hydrodynamic simulation focused on a Milky Way-size galaxy. The simulation included dark matter, gas dynamics, star formation, black hole growth, and feedback from both SNe and accreting BHs. Here is a list of our findings:

- The $M_{\text{BH}}-\sigma$ and $M_{\text{BH}}-M_{\text{host}}$ relations evolve differently with redshift: the former shows a remarkable evolution in both slope and normalization, while the latter shows little evolution in the redshift range $z = 0 - 6$.
- There is a close link between the $M_{\text{BH}}-\sigma$ relation and the dynamical state of the system – the galaxies that fall on the observed correlation have a virial ratio $\lambda = 2K/W$ close to 1, indicating that they are in virial equilibrium, while those that off the relation instead have a ratio larger than 1.
- The star formation and black hole growth in galaxies are self-regulated – the ratio between black hole accretion rate and star formation rate remains nearly constant over $z = 0 - 6$, probably owing to feedback and gas availability in the galaxies.

These results suggest that observed scaling correlations have different origins: the $M_{\text{BH}}-\sigma$ relation may be the result of virial equilibrium, while the $M_{\text{BH}}-M_{\text{host}}$ relation may be the result of self-regulated star formation and black hole growth in galaxies.

We thank Carlos Frenk for kindly providing the Aquila initial conditions to us, and Niel Brandt, Lars Hernquist, Volker Springel, Tiziana Di Matteo, Jonathan Trump, Yongquan Xue, Hide Yajima and Xinghai Zhao for stimulating discussions and helpful comments. Support from NSF grants AST-0965694 and AST-1009867 is gratefully acknowledged. We acknowledge the Research Computing and Cyberinfrastructure unit of Information Technology Services at The Pennsylvania State University for providing computational resources and services that have contributed to the research results reported in this paper (URL: <http://rcc.its.psu.edu>). The Institute for Gravitation and the Cosmos is supported by the Eberly College of Science and the Office of the Senior Vice President for Research at the Pennsylvania State University.

REFERENCES

- Abel, T., Bryan, G. L., & Norman, M. L. 2002, The Formation of the First Star in the Universe, *Science*, 295, 93
- Alexander, D. M., Smail, I., Bauer, F. E., Chapman, S. C., Blain, A. W., Brandt, W. N., & Ivison, R. J. 2005, Rapid growth of black holes in massive star-forming galaxies, *Nature*, 434, 738
- Barnes, J. & Hut, P. 1986, A hierarchical $O(N \log N)$ force-calculation algorithm, *Nature*, 324, 446
- Barnes, J. E. & Hernquist, L. 1992, Dynamics of interacting galaxies, *ARA&A*, 30, 705
- Begelman, M. C., Volonteri, M., & Rees, M. J. 2006, Formation of supermassive black holes by direct collapse in pre-galactic haloes, *MNRAS*, 370, 289
- Bennert, N., Canalizo, G., Jungwiert, B., Stockton, A., Schweizer, F., Peng, C. Y., & Lacy, M. 2008, Evidence for Merger Remnants in Early-Type Host Galaxies of Low-Redshift QSOs, *ApJ*, 677, 846
- Bennert, V. N., Auger, M. W., Treu, T., Woo, J.-H., & Malkan, M. A. 2011, A Local Baseline of the Black Hole Mass Scaling Relations for Active Galaxies. I. Methodology and Results of Pilot Study, *ApJ*, 726, 59
- Bennert, V. N., Treu, T., Woo, J.-H., Malkan, M. A., Le Bris, A., Auger, M. W., Gallagher, S., & Blandford, R. D. 2010, Cosmic Evolution of Black Holes and Spheroids. IV. The $M_{\text{BH}}-L_{\text{spH}}$ Relation, *ApJ*, 708, 1507
- Binney, J. & Tremaine, S. 2008, *Galactic Dynamics: Second Edition*, ed. Binney, J. & Tremaine, S., Galactic Dynamics: Second Edition (Princeton University Press)
- Bondi, H. 1952, On spherically symmetrical accretion, *MNRAS*, 112, 195
- Bondi, H. & Hoyle, F. 1944, On the mechanism of accretion by stars, *MNRAS*, 104, 273
- Booth, C. M. & Schaye, J. 2011, Towards an understanding of the evolution of the scaling relations for supermassive black holes, *MNRAS*, 243
- Bromm, V. & Larson, R. B. 2004, The First Stars, *ARA&A*, 42, 79
- Bromm, V. & Loeb, A. 2003, Formation of the First Supermassive Black Holes, *ApJ*, 596, 34
- Carr, B. J., Bond, J. R., & Arnett, W. D. 1984, Cosmological consequences of Population III stars, *ApJ*, 277, 445
- Ciotti, L. & Ostriker, J. P. 2007, Radiative Feedback from Massive Black Holes in Elliptical Galaxies: AGN Flaring and Central Starburst Fueled by Recycled Gas, *ApJ*, 665, 1038
- Cisternas, M., Jahnke, K., Bongiorno, A., Inskip, K. J., Impey, C. D., Koekemoer, A. M., Merloni, A., Salvato, M., & Trump, J. R. 2011, Secular Evolution and a Non-evolving Black-hole-to-galaxy Mass Ratio in the Last 7 Gyr, *ApJ*, 741, L11

- Davé, R., Hernquist, L., Katz, N., & Weinberg, D. H. 1999, The Low-Redshift Ly α Forest in Cold Dark Matter Cosmologies, *ApJ*, 511, 521
- Decarli, R., Falomo, R., Kotilainen, J. K., Hyvönen, T., Uslenghi, M., & Treves, A. 2012, The Low-Mass End of the MBH/Mhost Relation in Quasars, *Advances in Astronomy*, 2012
- Decarli, R., Falomo, R., Treves, A., Labita, M., Kotilainen, J. K., & Scarpa, R. 2010, The quasar MBH-Mhost relation through cosmic time - II. Evidence for evolution from $z = 3$ to the present age, *MNRAS*, 402, 2453
- Di Matteo, T., Colberg, J., Springel, V., Hernquist, L., & Sijacki, D. 2008, Direct Cosmological Simulations of the Growth of Black Holes and Galaxies, *ApJ*, 676, 33
- Di Matteo, T., Khandai, N., DeGraf, C., Feng, Y., Croft, R. A. C., Lopez, J., & Springel, V. 2012, Cold Flows and the First Quasars, *ApJ*, 745, L29
- Di Matteo, T., Springel, V., & Hernquist, L. 2005, Energy input from quasars regulates the growth and activity of black holes and their host galaxies, *Nature*, 433, 604
- Dolag, K., Borgani, S., Murante, G., & Springel, V. 2009, Substructures in hydrodynamical cluster simulations, *MNRAS*, 399, 497
- Ferrarese, L. & Merritt, D. 2000, A Fundamental Relation between Supermassive Black Holes and Their Host Galaxies, *ApJ*, 539, L9
- Gao, L., Yoshida, N., Abel, T., Frenk, C. S., Jenkins, A., & Springel, V. 2007, The first generation of stars in the Λ cold dark matter cosmology, *MNRAS*, 378, 449
- Gebhardt, K., Bender, R., Bower, G., Dressler, A., Faber, S. M., Filippenko, A. V., Green, R., Grillmair, C., Ho, L. C., Kormendy, J., Lauer, T. R., Magorrian, J., Pinkney, J., Richstone, D., & Tremaine, S. 2000, A Relationship between Nuclear Black Hole Mass and Galaxy Velocity Dispersion, *ApJ*, 539, L13
- Graham, A. W., Onken, C. A., Athanassoula, E., & Combes, F. 2011, An expanded $M_{bh}-\sigma$ diagram, and a new calibration of active galactic nuclei masses, *MNRAS*, 412, 2211
- Greene, J. E., Ho, L. C., & Barth, A. J. 2008, Black Holes in Pseudobulges and Spheroidals: A Change in the Black Hole-Bulge Scaling Relations at Low Mass, *ApJ*, 688, 159
- Greene, J. E., Peng, C. Y., Kim, M., Kuo, C., Braatz, J. A., Violette Impellizzeri, C. M., Condon, J. J., Lo, K. Y., Henkel, C., & Reid, M. J. 2010, Precise Black Hole Masses from Megamaser Disks: Black Hole-Bulge Relations at Low Mass, *ApJ*, 721, 26
- Gu, M., Chen, Z., & Cao, X. 2009, $M_{BH}-\sigma$ relation in Sloan Digital Sky Survey flat-spectrum radio quasars, *MNRAS*, 397, 1705
- Gültekin, K., Cackett, E. M., Miller, J. M., Di Matteo, T., Markoff, S., & Richstone, D. O. 2009a, The Fundamental Plane of Accretion onto Black Holes with Dynamical Masses, *ApJ*, 706, 404
- Gültekin, K., Richstone, D. O., Gebhardt, K., Lauer, T. R., Tremaine, S., Aller, M. C., Bender, R., Dressler, A., Faber, S. M., Filippenko, A. V., Green, R., Ho, L. C., Kormendy, J., Magorrian, J., Pinkney, J., & Siopis, C. 2009b, The $M-\sigma$ and $M-L$ Relations in Galactic Bulges, and Determinations of Their Intrinsic Scatter, *ApJ*, 698, 198
- Haardt, F. & Madau, P. 1996, Radiative Transfer in a Clumpy Universe. II. The Ultraviolet Extragalactic Background, *ApJ*, 461, 20
- Haehnelt, M. G. & Kauffmann, G. 2000, The correlation between black hole mass and bulge velocity dispersion in hierarchical galaxy formation models, *MNRAS*, 318, L35
- Hainline, K. N., Shapley, A. E., Greene, J. E., Steidel, C. C., Reddy, N. A., & Erb, D. K. 2012, Stellar Populations of UV-Selected Active Galactic Nuclei Host Galaxies at $z \sim 2-3$, *ArXiv e-prints* 1206.3308
- Häring, N. & Rix, H. 2004, On the Black Hole Mass-Bulge Mass Relation, *ApJ*, 604, L89
- Hernquist, L. 1992, Structure of merger remnants. I - Bulgeless progenitors, *ApJ*, 400, 460
- . 1993, Structure of merger remnants. II - Progenitors with rotating bulges, *ApJ*, 409, 548
- Hernquist, L. & Katz, N. 1989, TREESPH - A unification of SPH with the hierarchical tree method, *ApJS*, 70, 419
- Ho, L. C., Filippenko, A. V., & Sargent, W. L. W. 2003, A Search for "Dwarf" Seyfert Nuclei. VI. Properties of Emission-Line Nuclei in Nearby Galaxies, *ApJ*, 583, 159
- Hockney, R. W. & Eastwood, J. W. 1981, Computer Simulation Using Particles, *Computer Simulation Using Particles*
- Hopkins, P. F., Bundy, K., Croton, D., Hernquist, L., Keres, D., Khochfar, S., Stewart, K., Wetzel, A., & Younger, J. D. 2010a, Mergers and Bulge Formation in Λ CDM: Which Mergers Matter?, *ApJ*, 715, 202
- Hopkins, P. F., Croton, D., Bundy, K., Khochfar, S., van den Bosch, F., Somerville, R. S., Wetzel, A., Keres, D., Hernquist, L., Stewart, K., Younger, J. D., Genel, S., & Ma, C.-P. 2010b, Mergers in Λ CDM: Uncertainties in Theoretical Predictions and Interpretations of the Merger Rate, *ApJ*, 724, 915
- Hopkins, P. F., Hernquist, L., Cox, T. J., Di Matteo, T., Robertson, B., & Springel, V. 2006a, A Unified, Merger-driven Model of the Origin of Starbursts, Quasars, the Cosmic X-Ray Background, Supermassive Black Holes, and Galaxy Spheroids, *ApJS*, 163, 1
- Hopkins, P. F., Hernquist, L., Cox, T. J., Keres, D., & Wuyts, S. 2009a, Dissipation and Extra Light in Galactic Nuclei. IV. Evolution in the Scaling Relations of Spheroids, *ApJ*, 691, 1424
- Hopkins, P. F., Hernquist, L., Cox, T. J., Robertson, B., & Krause, E. 2007, A Theoretical Interpretation of the Black Hole Fundamental Plane, *ApJ*, 669, 45
- Hopkins, P. F., Murray, N., & Thompson, T. A. 2009b, The small scatter in BH-host correlations and the case for self-regulated BH growth, *MNRAS*, 398, 303
- Hopkins, P. F., Robertson, B., Krause, E., Hernquist, L., & Cox, T. J. 2006b, An Upper Limit to the Degree of Evolution between Supermassive Black Holes and Their Host Galaxies, *ApJ*, 652, 107
- Hoyle, F. & Lyttleton, R. A. 1941, On the accretion theory of stellar evolution, *MNRAS*, 101, 227
- Jahnke, K., Bongiorno, A., Brusa, M., Capak, P., Cappelluti, N., Cisternas, M., Civano, F., Colbert, J., Comastri, A., Elvis, M., Hasinger, G., Ilbert, O., Impey, C., Inskip, K., Koekemoer, A. M., Lilly, S., Maier, C., Merloni, A., Riechers, D., Salvato, M., Schinnerer, E., Scoville, N. Z., Silverman, J., Taniguchi, Y., Trump, J. R., & Yan, L. 2009, Massive Galaxies in COSMOS: Evolution of Black Hole Versus Bulge Mass but not Versus Total Stellar Mass Over the Last 9 Gyr?, *ApJ*, 706, L215
- Jahnke, K. & Macciò, A. V. 2011, The Non-causal Origin of the Black-hole-galaxy Scaling Relations, *ApJ*, 734, 92
- Jiang, Y.-F., Greene, J. E., Ho, L. C., Xiao, T., & Barth, A. J. 2011, The Host Galaxies of Low-mass Black Holes, *ApJ*, 742, 68
- Johansson, P. H., Burkert, A., & Naab, T. 2009, The Evolution of Black Hole Scaling Relations in Galaxy Mergers, *ApJ*, 707, L184
- Katz, N., Weinberg, D. H., & Hernquist, L. 1996, Cosmological Simulations with TreeSPH, *ApJS*, 105, 19
- Kennicutt, Jr., R. C. 1998, The Global Schmidt Law in Star-forming Galaxies, *ApJ*, 498, 541
- Kisaka, S. & Kojima, Y. 2010, Mass-dependent evolution of the relation between the supermassive black hole mass and host spheroid mass since $z \sim 1$, *MNRAS*, 405, 1285
- Komatsu, E., Dunkley, J., Nolta, M. R., Bennett, C. L., Gold, B., Hinshaw, G., Jarosik, N., Larson, D., Limon, M., Page, L., Spergel, D. N., Halpern, M., Hill, R. S., Kogut, A., Meyer, S. S., Tucker, G. S., Weiland, J. L., Wollack, E., & Wright, E. L. 2009, Five-Year Wilkinson Microwave Anisotropy Probe Observations: Cosmological Interpretation, *ApJS*, 180, 330
- Kormendy, J., Bender, R., & Cornell, M. E. 2011, Supermassive black holes do not correlate with galaxy disks or pseudobulges, *Nature*, 469, 374
- Kormendy, J. & Richstone, D. 1995, Inward Bound—The Search For Supermassive Black Holes In Galactic Nuclei, *ARA&A*, 33, 581
- Kuo, C. Y., Braatz, J. A., Condon, J. J., Impellizzeri, C. M. V., Lo, K. Y., Zaw, I., Schenker, M., Henkel, C., Reid, M. J., & Greene, J. E. 2011, The Megamaser Cosmology Project. III. Accurate Masses of Seven Supermassive Black Holes in Active Galaxies with Circumnuclear Megamaser Disks, *ApJ*, 727, 20
- Lamastra, A., Menci, N., Maiolino, R., Fiore, F., & Merloni, A. 2010, The building up of the black hole-stellar mass relation, *MNRAS*, 405, 29

- Lauer, T. R., Faber, S. M., Richstone, D., Gebhardt, K., Tremaine, S., Postman, M., Dressler, A., Aller, M. C., Filippenko, A. V., Green, R., Ho, L. C., Kormendy, J., Magorrian, J., & Pinkney, J. 2007a, The Masses of Nuclear Black Holes in Luminous Elliptical Galaxies and Implications for the Space Density of the Most Massive Black Holes, *ApJ*, 662, 808
- Lauer, T. R., Tremaine, S., Richstone, D., & Faber, S. M. 2007b, Selection Bias in Observing the Cosmological Evolution of the $M-\sigma$ and $M-L$ Relationships, *ApJ*, 670, 249
- Li, Y., Haiman, Z., & Mac Low, M.-M. 2007a, Correlations between Central Massive Objects and Their Host Galaxies: From Bulgeless Spirals to Ellipticals, *ApJ*, 663, 61
- Li, Y., Hernquist, L., Robertson, B., Cox, T. J., Hopkins, P. F., Springel, V., Gao, L., Di Matteo, T., Zentner, A. R., Jenkins, A., & Yoshida, N. 2007b, Formation of $z \sim 6$ Quasars from Hierarchical Galaxy Mergers, *ApJ*, 665, 187
- Magorrian, J., Tremaine, S., Richstone, D., Bender, R., Bower, G., Dressler, A., Faber, S. M., Gebhardt, K., Green, R., Grillmair, C., Kormendy, J., & Lauer, T. 1998, The Demography of Massive Dark Objects in Galaxy Centers, *AJ*, 115, 2285
- Malbon, R. K., Baugh, C. M., Frenk, C. S., & Lacey, C. G. 2007, Black hole growth in hierarchical galaxy formation, *MNRAS*, 382, 1394
- Marconi, A. & Hunt, L. K. 2003, The Relation between Black Hole Mass, Bulge Mass, and Near-Infrared Luminosity, *ApJ*, 589, L21
- McLure, R. J., Jarvis, M. J., Targett, T. A., Dunlop, J. S., & Best, P. N. 2006, On the evolution of the black hole: spheroidal mass ratio, *MNRAS*, 368, 1395
- Meléndez, M., Kraemer, S. B., Schmitt, H. R., Crenshaw, D. M., Deo, R. P., Mushotzky, R. F., & Bruhweiler, F. C. 2008, Constraining the Active Galactic Nucleus Contribution in a Multiwavelength Study of Seyfert Galaxies, *ApJ*, 689, 95
- Merloni, A., Bongiorno, A., Bolzonella, M., Brusa, M., Civano, F., Comastri, A., Elvis, M., Fiore, F., Gilli, R., Hao, H., Jahnke, K., Koekemoer, A. M., Lusso, E., Mainieri, V., Mignoli, M., Miyaji, T., Renzini, A., Salvato, M., Silverman, J., Trump, J., Vignali, C., Zamorani, G., Capak, P., Lilly, S. J., Sanders, D., Taniguchi, Y., Bardelli, S., Carollo, C. M., Caputi, K., Contini, T., Coppa, G., Cucciati, O., de la Torre, S., de Ravel, L., Franzetti, P., Garilli, B., Hasinger, G., Impey, C., Iovino, A., Iwasawa, K., Kampczyk, P., Kneib, J.-P., Knobel, C., Kovač, K., Lamareille, F., Le Borgne, J.-F., Le Brun, V., Le Fèvre, O., Maier, C., Pello, R., Peng, Y., Perez Montero, E., Ricciardelli, E., Scodreggio, M., Tanaka, M., Tasca, L. A. M., Tresse, L., Vergani, D., & Zucca, E. 2010, On the Cosmic Evolution of the Scaling Relations Between Black Holes and Their Host Galaxies: Broad-Line Active Galactic Nuclei in the zCOSMOS Survey, *ApJ*, 708, 137
- Mullaney, J. R., Daddi, E., Béthermin, M., Elbaz, D., Juneau, S., Pannella, M., Sargent, M. T., Alexander, D. M., & Hickox, R. C. 2012, The Hidden "AGN Main Sequence": Evidence for a Universal Black Hole Accretion to Star Formation Rate Ratio since $z \sim 2$ Producing an $M_{BH}-M_*$ Relation, *ApJ*, 753, L30
- Naab, T., Johansson, P. H., & Ostriker, J. P. 2009, Minor Mergers and the Size Evolution of Elliptical Galaxies, *ApJ*, 699, L178
- Nelson, C. H. & Whittle, M. 1996, Stellar and Gaseous Kinematics of Seyfert Galaxies. II. The Role of the Bulge, *ApJ*, 465, 96
- Peng, C. Y. 2007, How Mergers May Affect the Mass Scaling Relation between Gravitationally Bound Systems, *ApJ*, 671, 1098
- Peng, C. Y., Impey, C. D., Rix, H., Kochanek, C. S., Keeton, C. R., Falco, E. E., Lehár, J., & McLeod, B. A. 2006, Probing the Coevolution of Supermassive Black Holes and Galaxies Using Gravitationally Lensed Quasar Hosts, *ApJ*, 649, 616
- Robertson, B., Hernquist, L., Cox, T. J., Di Matteo, T., Hopkins, P. F., Martini, P., & Springel, V. 2006, The Evolution of the $M_{BH}-\sigma$ Relation, *ApJ*, 641, 90
- Salviander, S., Shields, G. A., Gebhardt, K., & Bonning, E. W. 2007, The Black Hole Mass-Galaxy Bulge Relationship for QSOs in the Sloan Digital Sky Survey Data Release 3, *ApJ*, 662, 131
- Sani, E., Marconi, A., Hunt, L. K., & Risaliti, G. 2011, The Spitzer/IRAC view of black hole-bulge scaling relations, *MNRAS*, 413, 1479
- Sarria, J. E., Maiolino, R., La Franca, F., Pozzi, F., Fiore, F., Marconi, A., Vignali, C., & Comastri, A. 2010, The $M_{BH} - M_{star}$ relation of obscured AGNs at high redshift, *A&A*, 522, L3+
- Scannapieco, C., Wadepuhl, M., Parry, O. H., Navarro, J. F., Jenkins, A., Springel, V., Teyssier, R., Carlson, E., Couchman, H. M. P., Crain, R. A., Dalla Vecchia, C., Frenk, C. S., Kobayashi, C., Monaco, P., Murante, G., Okamoto, T., Quinn, T., Schaye, J., Stinson, G. S., Theuns, T., Wadsley, J., White, S. D. M., & Woods, R. 2012, The Aquila comparison project: the effects of feedback and numerical methods on simulations of galaxy formation, *MNRAS*, 423, 1726
- Schmidt, M. 1959, The Rate of Star Formation., *ApJ*, 129, 243
- Shi, Y., Rieke, G. H., Ogle, P., Jiang, L., & Diamond-Stanic, A. M. 2009, Cosmic Evolution of Star Formation in Type-1 Quasar Hosts Since $z = 1$, *ApJ*, 703, 1107
- Shields, G. A., Gebhardt, K., Salviander, S., Wills, B. J., Xie, B., Brotherton, M. S., Yuan, J., & Dietrich, M. 2003, The Black Hole-Bulge Relationship in Quasars, *ApJ*, 583, 124
- Shields, G. A., Menezes, K. L., Massart, C. A., & Vanden Bout, P. 2006, The Black Hole-Bulge Relationship for QSOs at High Redshift, *ApJ*, 641, 683
- Sijacki, D., Springel, V., & Haehnelt, M. G. 2009, Growing the first bright quasars in cosmological simulations of structure formation, *MNRAS*, 400, 100
- Silk, J. & Rees, M. J. 1998, Quasars and galaxy formation, *A&A*, 331, L1
- Somerville, R. S. 2009, Empirical constraints on the evolution of the relationship between black hole and galaxy mass: scatter matters, *MNRAS*, 399, 1988
- Somerville, R. S., Hopkins, P. F., Cox, T. J., Robertson, B. E., & Hernquist, L. 2008, A semi-analytic model for the co-evolution of galaxies, black holes and active galactic nuclei, *MNRAS*, 391, 481
- Springel, V. 2005, The cosmological simulation code GADGET-2, *MNRAS*, 364, 1105
- Springel, V., Di Matteo, T., & Hernquist, L. 2005a, Modelling feedback from stars and black holes in galaxy mergers, *MNRAS*, 361, 776
- Springel, V. & Hernquist, L. 2002, Cosmological smoothed particle hydrodynamics simulations: the entropy equation, *MNRAS*, 333, 649
- . 2003, Cosmological smoothed particle hydrodynamics simulations: a hybrid multiphase model for star formation, *MNRAS*, 339, 289
- Springel, V., Wang, J., Vogelsberger, M., Ludlow, A., Jenkins, A., Helmi, A., Navarro, J. F., Frenk, C. S., & White, S. D. M. 2008, The Aquarius Project: the subhaloes of galactic haloes, *MNRAS*, 391, 1685
- Springel, V., White, S. D. M., Jenkins, A., Frenk, C. S., Yoshida, N., Gao, L., Navarro, J., Thacker, R., Croton, D., Helly, J., Peacock, J. A., Cole, S., Thomas, P., Couchman, H., Evrard, A., Colberg, J., & Pearce, F. 2005b, Simulations of the formation, evolution and clustering of galaxies and quasars, *Nature*, 435, 629
- Springel, V., Yoshida, N., & White, S. D. M. 2001, GADGET: a code for collisionless and gasdynamical cosmological simulations, *New Astronomy*, 6, 79
- Tanaka, T. & Haiman, Z. 2009, The Assembly of Supermassive Black Holes at High Redshifts, *ApJ*, 696, 1798
- Tremaine, S., Gebhardt, K., Bender, R., Bower, G., Dressler, A., Faber, S. M., Filippenko, A. V., Green, R., Grillmair, C., Ho, L. C., Kormendy, J., Lauer, T. R., Magorrian, J., Pinkney, J., & Richstone, D. 2002, The Slope of the Black Hole Mass versus Velocity Dispersion Correlation, *ApJ*, 574, 740
- Treu, T., Malkan, M. A., & Blandford, R. D. 2004, The Relation Between Black Hole Mass and Velocity Dispersion at $z \sim 0.37$, *ApJ*, 615, L97
- Treu, T., Woo, J.-H., Malkan, M. A., & Blandford, R. D. 2007, Cosmic Evolution of Black Holes and Spheroids. II. Scaling Relations at $z=0.36$, *ApJ*, 667, 117
- Volonteri, M. 2010, Formation of supermassive black holes, *A&A Rev.*, 18, 279
- Volonteri, M. & Natarajan, P. 2009, Journey to the $M_{BH}-\sigma$ relation: the fate of low-mass black holes in the Universe, *MNRAS*, 400, 1911

- Wadepuhl, M. & Springel, V. 2011, Satellite galaxies in hydrodynamical simulations of Milky Way sized galaxies, *MNRAS*, 410, 1975
- Walter, F., Carilli, C., Bertoldi, F., Menten, K., Cox, P., Lo, K. Y., Fan, X., & Strauss, M. A. 2004, Resolved Molecular Gas in a Quasar Host Galaxy at Redshift $z=6.42$, *ApJ*, 615, L17
- Woo, J.-H., Treu, T., Malkan, M. A., & Blandford, R. D. 2006, Cosmic Evolution of Black Holes and Spheroids. I. The $M_{BH}-\sigma$ Relation at $z = 0.36$, *ApJ*, 645, 900
- . 2008, Cosmic Evolution of Black Holes and Spheroids. III. The $M_{BH}-\sigma_*$ Relation in the Last Six Billion Years, *ApJ*, 681, 925
- Xiao, T., Barth, A. J., Greene, J. E., Ho, L. C., Bentz, M. C., Ludwig, R. R., & Jiang, Y. 2011, Exploring the Low-mass End of the $M_{BH}-\sigma_*$ Relation with Active Galaxies, *ApJ*, 739, 28
- Xu, G. 1995, A New Parallel N-Body Gravity Solver: TPM, *ApJS*, 98, 355
- Yoshida, N., Omukai, K., & Hernquist, L. 2008, Protostar Formation in the Early Universe, *Science*, 321, 669
- Zhang, X., Lu, Y., & Yu, Q. 2012, The cosmic evolution of massive black holes and galaxy spheroids: global constraints at redshift $z < 1.2$, ArXiv e-prints