

The magnetization process of the spin-one triangular-lattice Heisenberg antiferromagnet

J. Richter*, O. Götze, R. Zinke, D. J. J. Farnell¹, and H. Tanaka²

Institut für Theoretische Physik, Otto-von-Guericke Universität Magdeburg, P.O.B. 4120, D-39016 Magdeburg, Germany

¹*Division of Mathematics, Faculty of Advanced Technology, University of Glamorgan, Pontypridd CF37 1DL, Wales, UK*

²*Department of Physics, Tokyo Institute of Technology, Meguro-ku, Tokyo 152-8551*

KEYWORDS: triangular-lattice antiferromagnet, magnetization plateau, $\text{Ba}_3\text{NiSb}_2\text{O}_9$

Starting with Wannier's¹ and Anderson's² seminal papers the triangular-lattice antiferromagnet has attracted a lot of attention. One spectacular feature of this model system for a strongly frustrated magnet is the unconventional magnetization process of the triangular-lattice Heisenberg antiferromagnet.^{3–17} While for the classical isotropic Heisenberg model at zero temperature the magnetization M increases linearly with the applied magnetic field H , thermal or quantum fluctuations induce a plateau at $1/3$ of the saturation magnetization M_{sat} ('order from disorder' phenomenon). For the extreme quantum case, i.e. spin quantum number $s = 1/2$, this plateau at $T = 0$ has been widely discussed. Very recently an almost perfect experimental realization of an $s = 1/2$ triangular-lattice Heisenberg antiferromagnet has been reported for $\text{Ba}_3\text{CoSb}_2\text{O}_9$,¹⁷ where the entire measured magnetization curve $M(H)$ including the $1/3$ plateau is in excellent agreement with theoretical predictions. In particular, the theoretical magnetization data obtained by high-order coupled-cluster approximation¹¹ and by large-scale exact diagonalization approach¹⁵ almost coincide with the measured ones over a wide range of the magnetic field.

Another interesting triangular-lattice magnet is $\text{Ba}_3\text{NiSb}_2\text{O}_9$ that is considered as a good candidate of an $s = 1$ triangular-lattice Heisenberg antiferromagnet.^{16, 18, 19} In $\text{Ba}_3\text{NiSb}_2\text{O}_9$, the uniform triangular lattice of magnetic ions is realized as in $\text{Ba}_3\text{CoSb}_2\text{O}_9$. Indeed, recently it has been found that the magnetization curve of this compound also exhibits a clear $1/3$ plateau.¹⁶ By contrast to the well-investigated spin-half case there are much less reliable theoretical studies of the $s = 1$ model relevant for $\text{Ba}_3\text{NiSb}_2\text{O}_9$. Motivated by the excellent agreement of theoretical predictions based on exact diagonalization (ED) and coupled-cluster method (CCM) and experimental results for the spin-half compound $\text{Ba}_3\text{CoSb}_2\text{O}_9$ reported in Ref. 17 we apply in this paper these methods to the $s = 1$ model to provide theoretical data to compare with experimental results.

For the $s = 1$ model the Lanczos ED for $N = 27$ sites and the CCM-SUB n - n approximation²⁰ for $n = 2, 4, 6, 8$ are used to calculate the field-dependent properties of the model. In this short note we will not explain details of the Lanczos ED and the CCM. We refer the interested reader e.g. to Refs. 15, 21, 22

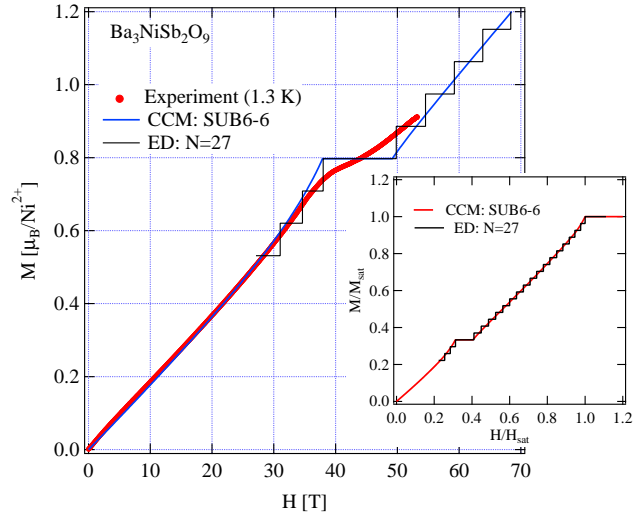


Fig. 1. The magnetization curve of the $s = 1$ triangular-lattice Heisenberg antiferromagnet calculated by the CCM and by ED compared with the experimental data for $\text{Ba}_3\text{NiSb}_2\text{O}_9$ measured at $T = 1.3$ K, see Ref. 16. For the comparison we have plotted the theoretical data using the exchange parameter $J/k_B = 21.9$ K and the g factor $g = 2.392$. The inset shows magnetization curves up to the saturation calculated by the CCM and by ED.

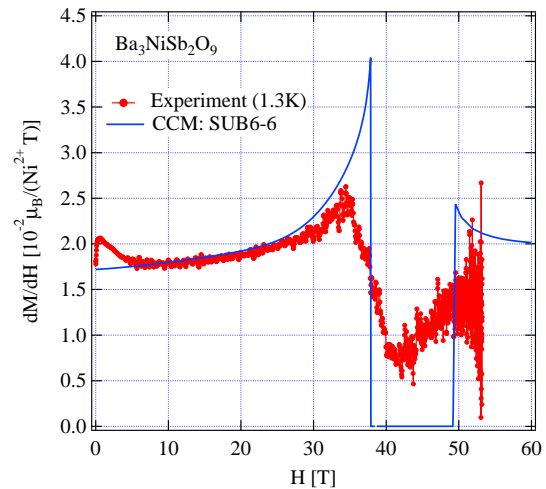


Fig. 2. The derivative susceptibility dM/dH of the $s = 1$ triangular-lattice Heisenberg antiferromagnet calculated by the CCM compared with the experimental data for $\text{Ba}_3\text{NiSb}_2\text{O}_9$ measured at $T = 1.3$ K, see Ref. 16. For the comparison we have plotted the theoretical data using the exchange parameter $J/k_B = 21.9$ K and the g factor $g = 2.392$.

and 11, 23–25, respectively.

First we report the main theoretical results. The saturation field is $H_{\text{sat}} = 9Js = 9J$, where J is the nearest-neighbor exchange coupling. The zero-field uniform susceptibility χ calculated with CCM-SUB n - n approximation is $\chi = 0.10790, 0.09932, 0.09785,$ and 0.09679 for $n = 2, 4, 6,$ and $8,$ respectively. Moreover, it is useful to extrapolate the ‘‘raw’’ SUB n - n data to $n \rightarrow \infty$ by $\chi(n) = c_0 + c_1(1/n) + c_2(1/n)^2$ which yields finally our CCM estimate for the susceptibility $\chi_{\text{CCM}} = 0.0956$. This value is in excellent agree-

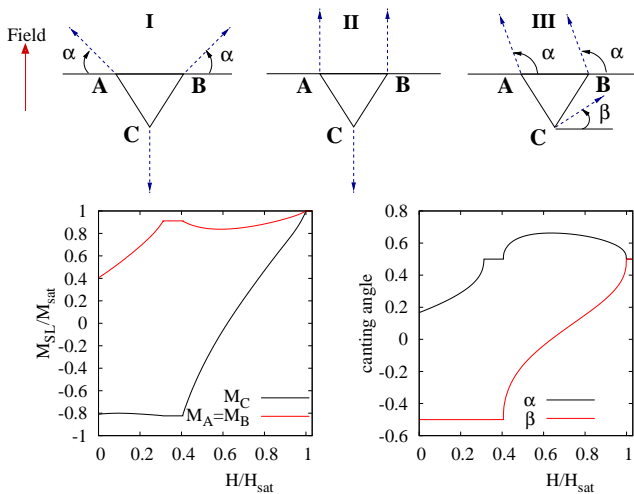


Fig. 3. Upper panel: Spin orderings in magnetic field. Lower panel: CCM-SUB6-6 data for the sublattice magnetizations $M_{A,B}(H)$ and $M_C(H)$ (left) and the canting angles $\alpha(H)/\pi$ and $\beta(H)/\pi$ (right) as functions of the magnetic field H .

ment with the spin-wave result,²⁶ $\chi_{\text{SW}} = 0.0953$. (We remark that this value of χ_S in Ref. 26 was referred to as χ_{\perp} in this article and furthermore that it was defined per volume.²⁷) The left and right endpoints of the 1/3-plateau, H_{c1} and H_{c2} are determined to $H_{c1}/J = 2.817$ and $H_{c2}/J = 3.695$ (ED, $N = 27$), $H_{c1}/J = 2.727, 2.788, 2.809, 2.8142$ and $H_{c2}/J = 3.617, 3.674, 3.648, 3.637$ (CCM, SUB n - n for $n = 2, 4, 6, 8$, respectively). As for the susceptibility we may extrapolate to $n \rightarrow \infty$ yielding $H_{c1}/J = 2.839$ and $H_{c2}/J = 3.552$. We can compare these values with corresponding ones obtained by linear spin-wave theory,⁴ $H_{c1}/J = 2.748$ and $H_{c2}/J = 3.645$. Improving the linear spin-wave approximation by using a self-consistent approach Takano *et al.*¹⁴ obtained $H_{c1}/J = 2.760$ and $H_{c2}/J = 3.585$, which are closer to our CCM estimates. The sublattice magnetization in the collinear plateau ‘up-up-down’ state (spin configuration II in Fig. 3) calculated within CCM-SUB n - n approximation are $M_{\text{up}} = M_{A,B} = 0.93251, 0.91565, 0.91188, 0.91097$ and $M_{\text{down}} = M_C = -0.86502, -0.83129, -0.82375, -0.82193$ for $n = 2, 4, 6, 8$, respectively. Again we may extrapolate to $n \rightarrow \infty$ yielding $M_{\text{up}} = 0.909$ and $M_{\text{down}} = -0.817$.

Similar to Ref. 17 we now compare directly the theoretical predictions for the ground state with low-temperature experimental results reported in Ref. 16, see Figs. 1 and 2, where experimental data were corrected for the Van Vleck paramagnetic susceptibility of $\chi_{\text{VV}} \approx 2.4 \times 10^{-4}$ emu/mol = $4.3 \times 10^{-4} \mu_B/(\text{Ni}^{2+} \text{ T})$, which has not been done in Ref. 16. Due to the finite-temperature effect, small single-ion anisotropy and small anisotropy of the g factor the experimental curve is smeared out around the endpoints of the 1/3-plateau, H_{c1} and H_{c2} . Nonetheless, the excellent agreement between theory and experiment is obvious. A good agreement between experimental and theoretical data is also obtained for the derivative susceptibility dM/dH , shown in Fig. 2. We may conclude, that the presented data demonstrate that $\text{Ba}_3\text{NiSb}_2\text{O}_9$ is well described by the $s = 1$ triangular-lattice

Heisenberg antiferromagnet.

In addition to the total magnetization our CCM approach

allows to calculate the sublattice magnetizations as well as the canting angles (see Fig. 3). The three different ground-state regimes illustrated in the upper panel of Fig. 3 are clearly seen in the behavior of these quantities. While the total magnetization $M = 2M_{\text{up}} + M_{\text{down}}$ increases monotonously with magnetic field (except within the plateau region), both sublattice magnetizations, M_{up} and M_{down} , exhibit regions of negative slope $dM_{\text{SL}}/dH < 0$.

Acknowledgment This work was supported by a Grant-in-Aid for Scientific Research from the Japan Society for the Promotion of Science.

- 1) G. H. Wannier: Phys. Rev. **79** (1950) 357.
- 2) P. W. Anderson: Mater. Res. Bull. **8**, (1973) 153; P. W. Anderson and P. Fazekas: Phil. Mag. **30** (1974) 423.
- 3) H. Nishimori and S. Miyashita: J. Phys. Soc. Jpn. **55** (1986) 4448.
- 4) A.V. Chubukov and D.I. Golosov: J. Phys.: Condens. Matter **3** (1991) 69.
- 5) A. Honecker: J. Phys.: Condens. Matter **11** (1999) 4697.
- 6) A. Honecker, J. Schulenburg, and J. Richter: J. Phys.: Condens. Matter **16** (2004) S749.
- 7) T. Ono, H. Tanaka, H. Aruga Katori, F. Ishikawa, H. Mitamura, and T. Goto: Phys. Rev. B **67** (2003) 104431.
- 8) A. Läuchli, F. Mila, and K. Penc: Phys. Rev. Lett. **97** (2006) 087205.
- 9) J. Alicea, A.V. Chubukov, and O.A. Starykh: Phys. Rev. Lett. **102** (2009) 137201.
- 10) N.A. Fortune, S. T. Hannahs, Y. Yoshida, T. E. Sherline, T. Ono, H. Tanaka, and Y. Takano: Phys. Rev. Lett. **102** (2009) 257201.
- 11) D.J.J. Farnell, R. Zinke, J. Schulenburg, and J. Richter: J. Phys.: Condens. Matter **21** (2009) 406002.
- 12) T. Tay and O.I. Motrunich: Phys. Rev. B **81** (2010) 165116.
- 13) M.V. Gvozdikova, P.-E. Melchy, and M. E. Zhitomirsky: J. Phys.: Condens. Matter **23** (2011) 164209.
- 14) J. Takano, H. Tsunetsugu, and M. E. Zhitomirsky, J. Phys. Conf. Series **320** (2011) 012011.
- 15) T. Sakai and H. Nakano: Phys. Rev. B **83** (2011) 100405(R); J. Phys. Conf. Series **320** (2011) 012016.
- 16) Y. Shirata, H. Tanaka, T. Ono, A. Matsuo, K. Kindo, and H. Nakano: J. Phys. Soc. Jpn. **80** (2011) 093702.
- 17) Y. Shirata, H. Tanaka, A. Matsuo, and K. Kindo: Phys. Rev. Lett. **108** (2012) 057205.
- 18) Y. Doi, Y. Hinatsu, and K. Ohoyama: J. Phys.: Condens. Matter **16** (2004) 8923.
- 19) J. G. Cheng, G. Li, L. Balicas, J. S. Zhou, J. B. Goodenough, C. Xu, and H. D. Zhou: Phys. Rev. Lett. **107** (2011) 197204.
- 20) The SUB n - n approximation scheme is widely used in CCM calculations, see e.g. Refs.24,25. Within the SUB n - n scheme all multispin correlations including up to n spin flips spanning a range of no more than n adjacent lattice sites retained.
- 21) N. Laflorencie and D. Poilblanc: *Quantum Magnetism*, eds. U. Schollwöck, J. Richter, D. J. J. Farnell, R. F. Bishop: Eds., Lecture Notes in Physics **645** (Springer, Berlin, 2004), p. 227.
- 22) J. Richter and J. Schulenburg: Eur. Phys. J. B **73** (2010) 117.
- 23) C. Zeng, D. J. J. Farnell, and R. F. Bishop, J. Stat. Phys. **90** (1998) 327.
- 24) D. J. J. Farnell, R. F. Bishop, and K. A. Gernoth: J. Stat. Phys. **108** (2002) 401.
- 25) D. J. J. Farnell and R. F. Bishop: *Quantum Magnetism*, Lecture Notes in Physics Vol. **645**, edited by U. Schollwöck, J. Richter, D. J. J. Farnell, and R. F. Bishop (Springer, Berlin, 2004), p. 307.
- 26) A. V. Chubukov, S. Sachdev, and T. Senthil: J. Phys.: Condens. Matter **6** (1994) 8891.
- 27) The susceptibility χ is sometimes defined per volume, see e.g. Ref. 26. Although this factor is unity for the square lattice, it yields a different factor of $2/\sqrt{3}$ for the triangular lattice.