

A new approach to simulating collisionless dark matter fluids

Oliver Hahn^{*1,2}, Tom Abel^{1†} & Ralf Kaehler^{‡ 1}

¹*Kavli Institute for Particle Astrophysics and Cosmology,*

Stanford University, SLAC National Accelerator Laboratory, Menlo Park, CA 94025, USA

²*Department of Physics, ETH Zurich, CH-8093 Zürich, Switzerland*

submitted to MNRAS

ABSTRACT

Recently, we have shown how current cosmological N -body codes already follow the fine grained phase-space information of the dark matter fluid. Using a tetrahedral tessellation of the three-dimensional manifold that describes perfectly cold fluids in six-dimensional phase space, the phase-space distribution function can be followed throughout the simulation. This allows one to project the distribution function into configuration space to obtain highly accurate densities, velocities, and velocity dispersions. Here, we exploit this technique to show first steps on how to devise an improved particle-mesh technique. At its heart, the new method thus relies on a piecewise linear approximation of the phase space distribution function rather than the usual particle discretisation. We use pseudo-particles that approximate the masses of the tetrahedral cells up to quadrupolar order as the locations for cloud-in-cell (CIC) deposit instead of the particle locations themselves as in standard CIC deposit. We demonstrate that this modification already gives much improved stability and more accurate dynamics of the collisionless dark matter fluid at high force and low mass resolution. We demonstrate the validity and advantages of this method with various test problems as well as hot/warm-dark matter simulations which have been known to exhibit artificial fragmentation. This completely unphysical behaviour is much reduced in the new approach. The current limitations of our approach are discussed in detail and future improvements are outlined.

Key words: cosmology: theory, dark matter, large-scale structure of Universe – galaxies: formation – methods: N -body, numerical

1 INTRODUCTION

In the current cosmological standard model, structure formation is dominated by the gravitational collapse of a collisionless fluid of cold dark matter (CDM). N -body simulations have been an immensely successful tool to study the gravitational collapse of tiny density perturbations into dark matter haloes that grow hierarchically by merging to assemble ever more massive systems (e.g. Davis et al. 1985; Efstathiou et al. 1985; Bertschinger 1998; Springel et al. 2005, and references therein). In cosmological N -body simulations, the initial density distribution – from which all structure forms through gravitational instability – is sampled with a finite number of particles, many orders of magnitude fewer than the actual number of microscopic dark matter particles contained in the system. Ideally, the system would be treated in the continuum limit as a collisionless fluid. However, sampling the distribution function with a finite number of particles introduces interactions from few-particle terms that would be absent in the fluid limit. This manifests itself in two-body relaxation ef-

fects, particularly due to close encounters of particles whose mutual gravitational interaction is unbounded if the particles were true point particles. Clearly the force between any two particles has to be limited and this is typically achieved by softening the interaction potential on some physical scale. This introduces the force resolution as a parameter in the calculation which in general is related to the global mass resolution of the system (cf. e.g. Power et al. 2003). Thus, the aim to resolve the inner parts of haloes with as few particles as possible has led to a consensus in the field that a force resolution of $1/30$ – $1/60$ of the mean linear particle separation ought to be used as a compromise between keeping collisionality low and having a high force resolution.

However, it has long been recognized that when force and mass resolution of cosmological N -body simulations are not matched, rather unphysical results can be obtained (e.g. Centrella & Melott 1983; Centrella et al. 1988; Peebles et al. 1989; Melott & Shandarin 1989; Diemand et al. 2004; Melott et al. 1997; Splinter et al. 1998; Wang & White 2007; Melott 2007; Marcos 2008; Bagla & Khandai 2009). This is particularly apparent in regions of modest overdensity where high force resolution acts on a low mean particle count in a convergent flow. Some effort has thus been invested into the development of simulation techniques which may overcome these obvious

* Email: hahn@phys.ethz.ch

† Email: tabel@stanford.edu

‡ Email: kaehler@slac.stanford.edu

shortcomings. All the work in three dimensions has been focused on devising adaptive force softening algorithms that try to minimize unphysical two-body effects. In these approaches, the force resolution is varied to match the local mass resolution (Knebe et al. 2000; Price 2007; Bagla & Khandai 2009; Iannuzzi & Dolag 2011). These approaches provide more physical solutions in a number of idealized test problems, such as e.g. the plane wave collapse of Melott et al. (1997), compared to the standard approaches.

At the same time, when applying these codes to typical cosmological applications, solutions are obtained that can differ significantly from those using the standard techniques in various aspects. Knebe et al. (2000), e.g., give a case in which the central density of their simulated cold dark matter haloes is more than a factor of two higher in the simulations with adaptive force softening. Iannuzzi & Dolag (2011) show that with gravitational softening that is adaptive in space and time, small scale noise still is not entirely suppressed. The reason for this is an attractive force appearing in the conservative formulation that can be analytically derived from the equations of motion with the symmetrized conservative adaptive softening term (A. Hobbs & J. Read, private communication). Hence, this does not alleviate the upturn in the halo mass function at the low mass end (F. Iannuzzi, private communication), quite in accord with the hot/warm dark matter case shown, e.g., in Wang & White (2007) (their Figure 9, but see also our discussion below).

It is still quite unclear whether the known shortcomings of the N -body method with high force and low mass resolution have a major impact on the results of CDM simulations. The main problem to bring these loose ends together lies in the nature of CDM structure formation: small objects form first – and the first physical objects always on scales that are not resolved in the simulation – and larger objects form by hierarchical growth. The formation of structure in CDM is thus inherently granular, so that the additional granularity of the N -body method might possibly be only a subordinate effect in simulations of CDM structure formation. However, this is an unverified assumption and still remains to be demonstrated. Ludlow & Porciani (2011), e.g., find a significant fraction of low mass haloes in CDM simulations that cannot be matched to peaks in the initial conditions and are arguably a pure artefact of the N -body method.

In contrast to CDM, it has been realized many times and appears to be general consensus by now that the N -body method works significantly less well in warm dark matter (WDM) or hot dark matter (HDM) simulations. In these simulations, the initial power spectrum, from which the density perturbations for the simulations are sampled, has exponentially suppressed power on scales below a free-streaming scale that is directly related to the rest mass of the respective dark matter particle candidate. The fact that for dark matter particles with finite mass also a finite velocity distribution function exists at any point in space is typically ignored on the grounds that the width of this distribution can be neglected with respect to the velocities arising from gravitational collapse. The fluid is thus treated in the perfectly cold limit during the non-linear evolution. These HDM/WDM simulations then employ the N -body method to evolve a system of particles obeying the density and velocity power spectra with small scale suppression (Bode et al. 2001; Sommer-Larsen & Dolgov 2001; Wang & White 2007). Since the material is smooth below this scale, its evolution must be purely sourced from larger scales,

greatly simplifying the possible evolution. This suppression of fluctuations below a finite wave number, that is captured by the dynamic range available to the simulation, is thus the only difference with respect to N -body simulations of CDM structure formation.

A finite suppression scale should also lead to a reduced abundance of small haloes. These simulations are of particular interest here, because by construction there is an easily resolvable minimum mass scale in the problem. Given this minimum scale, one might hope to resolve all the relevant scales and quickly arrive at converged numerical solutions with increasing resolution. However, it has been shown in great detail that this is not the case (e.g. Wang & White 2007, and references therein). Contrary to predictions, it is observed that nevertheless small haloes form and that they eventually merge to produce bottom-up hierarchical structure formation on scales where this is not to be expected. Unphysical artificial fragmentation of filaments into haloes that align like beads on a string are always present at scales of the initial mean particle separation. This finding is largely unaffected by different choices for the initial particle distribution used to initialize the simulations. Uniform cubical lattice, quaquaversal tiling (Conway & Radin 1998; Hansen et al. 2007) or glass (White 1994) initial grids all produce these artefacts. While there was some confusion initially whether these are real (Bode et al. 2001) or whether they are absent in calculations that start from an initial glass like distribution (Götz & Sommer-Larsen 2003), Wang & White (2007) clearly showed these to be artificial both through direct hot/warm dark matter simulations and idealized test calculations of sheets and filaments. It might seem tempting to circumvent this obvious numerical problem simply by an increase of resolution and by focusing on haloes above a more conservative minimum number of particles than simulations of CDM. Such an approach obviously shifts the fragmentation scale to smaller masses but clearly does not alleviate the associated problem that the fragments can merge to produce larger haloes. It is thus unlikely that such an approach will quickly and reliably approach the correct solution. Since simulation techniques that avoid such spurious fragmentation are not at hand, Lovell et al. (2012), e.g., have filtered their halo catalogues a posteriori. While such an approach avoids the obvious inclusion of numerical artefacts in the analysis, it does not guarantee that the fragmentation and associated relaxation effects have not impacted the dynamics of the dark matter fluid in objects considered genuine.

While numerous numerical cosmology codes have been developed, they tend to only differ in how the gravitational forces between particles are computed. They all rely on the same assumption that the problem to solve is a system of N bodies attracting each other by their mutual gravitational forces. Hence, potential errors introduced by this assumption would be common to all these codes. The artificial fragmentation in warm/hot dark matter simulations is an easily detectable and obvious error, demonstrating that N -body techniques applied in the standard way can fail quite spectacularly and that convergence studies improve the results only with a dramatic increase in the required computational resources (Wang & White 2007). One is thus prompted to wonder whether these the only important errors, or whether there are more that just escape detection. It is hence clearly desirable to develop alternative techniques for cosmological collisionless simulations to enable us to gauge the possible systematic biases and errors introduced by the traditional N -body method.

In this paper, we introduce a numerical method that modifies the traditional particle–mesh approach used in most modern cosmological structure formation codes. Because of its lack of large dynamic range, the particle–mesh technique is now mostly used to compute only long-range interactions in modern Tree-PM codes, but is very closely related to techniques used in adaptive mesh codes. The particle–mesh method is one of the oldest and best understood techniques in the field and was originally developed in the context of plasma physics as described in great detail in the seminal monograph by Hockney & Eastwood (1981). In their section on astrophysical applications they impress upon the reader the importance of very large particle numbers to achieve a collisionless situation. In modern plasma simulations, e.g., typically some hundred particles per mesh cell are used (e.g. Chang et al. 2008). In cosmological applications, however, this ratio is typical of order one to one tenth (e.g. Abel et al. 2002; Springel et al. 2005). In hot plasmas, the distribution function covers regions of the full six-dimensional phase space. This is in contrast to the situation in CDM simulations where the distribution function is at all times a three dimensional submanifold of six-dimensional phase space. Only in regions of strong mixing, this submanifold becomes manifestly six dimensional in a space-filling sense. It is thus quite plausible that a smaller number of particles might suffice to achieve a reasonable sampling of the distribution function. However, the singular nature of gravity leads to a very rapid growth of the volume of the dark matter sheet in phase space. While some of this growth is automatically followed by the Lagrangian motion of the N -body particles, their individual extent is always assumed to be compact even though the solution shows that they can be stretched to enormous volumes. This is likely problematic as it would require an enormous number of particles to faithfully sample the extraordinarily complex phase space structure. The particle method only achieves this in a time-averaged sense. We document the performance of the new technique using a set of well defined test problems and hot/warm dark matter simulations and contrast it to the standard particle mesh-algorithm.

The structure of this paper is as follows: In Section 2, we present our new approach. It is directly inspired by the tetrahedral decomposition of the dark matter sheet in phase space that we presented in Abel et al. (2012). In Section 3, we apply our approach to various simple test cases and compare the results with the literature, before in Section 4, we apply the method to hot dark matter simulations with a well-resolved cut-off in the initial perturbation spectrum. In all cases, we compare the results with a traditional N -body particle-mesh approach and quantify as well as discuss the differences. Finally, we discuss our results in Section 5 and conclude in Section 6.

2 A NEW APPROACH TO SIMULATING COLD SELF-GRAVITATING COLLISIONLESS FLUIDS

In this section, we describe a new approach to solving the equations of motion of a cold collisionless dark matter fluid. Our approach is very closely related to the method we proposed in Abel et al. (2012) (AHK12 from here on) to trace the dark matter sheet in phase space using a tetrahedral decomposition. The main idea of our approach is to use density es-




Figure 1. Comparison of the density estimates from a WDM simulation obtained with the projection of tetrahedra (top panel; using the rendering method described in AHK12 and Kaehler et al. 2012) as well as with an adaptive (SPH-like) smoothing approach (bottom panel). *Identical simulation particle data is used in both renderings. The fragmented structure of the filaments disappears entirely if the tetrahedral elements are used.*

timates based on this decomposition to compute gravitational forces.

2.1 Motivation

In Kaehler et al. (2012), we provided a detailed comparison of density field projections obtained using the phase space sheet and conventional approaches (such as fixed size kernel smoothing, adaptive kernel smoothing and Voronoi based estimates).

In particular, we found there that the granularity of density projections completely vanishes when the density field is rendered using the phase space sheet information. We show a similar comparison in Figure 1, where the projected density is shown using the phase space sheet (top panel) and using an adaptive SPH-kernel approach (bottom panel). Both images use the same simulation data which was obtained from a cosmological N -body simulation with truncated initial power spectrum and relatively low force resolution. The elimination of small-scale perturbations prevents halo formation on small scales and leads to the emergence of prominent caustics. In the adaptive SPH rendering, we clearly see fragmented regions (see also the inset) that are not present when the tetrahedra are rendered. It is clear that if such a density field were used to compute forces, the visible clumps would act as potential minima, attracting particles and leading to further fragmentation of the filaments. Also, an inspection of the density field based on the tetrahedra clearly shows that fragmentation occurs in regions (filaments) that are strongly anisotropically compressed. Hence, an isotropic kernel softening, even when adaptive, will not be able to capture the intricate and highly anisotropic structure of caustics in these simulations. This has also been e.g. the motivation for Pelupessy et al. (2003) to discuss Delaunay triangulations instead of SPH kernel based estimates in Lagrangian hydrodynamics. The convergence of an isotropically smoothed field to the one using the tetrahedra is thus expected to be rather slow with increasing particle number.

In this paper, we will discuss a new particle-mesh method to construct a novel type of N -body solver that separates flow tracers and mass tracers based on a decomposition of the phase space sheet into tetrahedral cells. The mass distribution in these cells is then approximated using pseudo-particles at monopole as well as at quadrupole order, and the pseudo-particles are deposited using standard charge assignment to a fixed resolution mesh. The density estimate obtained this way will serve as the source term for the gravitational forces. We demonstrate that using the tetrahedral decomposition provides a density estimate that more accurately reflects anisotropy on small scales and greatly reduces the growth of noise and artificial fragmentation in N -body simulations.

2.2 Outline of the method

The aim is to solve the collisionless Boltzmann equation for a self-gravitating fluid in an expanding universe, i.e. the evolution equation for the phase-space density $f(\mathbf{x}, \mathbf{p}, t)$

$$0 = \frac{df(\mathbf{x}, \mathbf{p}, t)}{dt} = \frac{\partial f}{\partial t} + \frac{\mathbf{p}}{ma^2} \cdot \nabla_x f - m \nabla_x \phi \cdot \nabla_p f, \quad (1)$$

supplemented with Poisson's equation for the gravitational potential ϕ

$$\nabla_x^2 \phi = \frac{4\pi Gm}{a} \left[\int d^3p \left(f - \int d^3x f \right) \right], \quad (2)$$

where m is the particle mass, G is the gravitational constant and a is the cosmological scale factor that itself obeys the first Friedmann equation. We note that, while we perform the calculation in an expanding universe, all that follows is perfectly valid for general cold collisionless fluids.

The full phase space distribution function $f(\mathbf{x}, \mathbf{p}, t)$ is manifestly six-dimensional and thus solving eq. (1) as a partial differential equation for f on a six-dimensional domain with

reasonably high resolution is computationally prohibitive, although it has been recently performed by Yoshikawa et al. (2013) on a 64^6 grid. For this reason, and since most of the phase space is filled sparsely in the case of cold fluids, most traditional methods resort to the N -body method and sample the distribution function f at N discrete points in space, i.e.

$$f(\mathbf{x}, \mathbf{p}, t) = \sum_{i=1}^N \delta_D(\mathbf{x} - \mathbf{x}_i(t)) \delta_D(\mathbf{p} - \mathbf{p}_i(t)), \quad (3)$$

such that the Vlasov-Poisson equation is fulfilled in terms of mass and momentum conservation equations for the particles. It can be hoped that the true distribution function is then approximated by the particles in a time averaged sense. The particle discretization leads to a Hamiltonian N -body system whose phase space density f is conserved along the characteristics $\mathbf{x}_i(t)$, $\mathbf{p}_i(t)$ defined by

$$\frac{d\mathbf{x}_i}{dt} = \frac{1}{m a^2} \mathbf{p}_i, \quad (4)$$

$$\frac{d\mathbf{p}_i}{dt} = -m \nabla_x \phi|_{\mathbf{x}_i}. \quad (5)$$

We will also follow this approach but devise a novel technique to evaluate the force-term that takes into account the continuous nature of the distribution function in phase-space from which the discrete number of characteristics is taken.

In classical N -body methods, the source term in Poisson's equation (2) is simply a sum over the particles that occupy discrete points in phase space, e.g. $\mathcal{Q}_i \equiv (\mathbf{x}_i, \mathbf{p}_i) \in \mathbb{R}^6$ for particle i ; i.e.

$$\nabla_x^2 \phi = \frac{4\pi Gm}{a} \left[\sum_{i=1 \dots N} \delta_D(\mathbf{x} - \mathbf{x}_i) - \frac{N}{V} \right], \quad (6)$$

where $\delta_D(\cdot)$ is the Dirac δ -function and V is the simulation volume. Typically, for particle-mesh methods, the δ_D are substituted for mass assignment functions that deposit the mass of a particle into one or more grid cells, typically using either the Nearest-Grid-Point (NGP), Cloud-In-Cell (CIC) or Triangular-Shaped-Cloud (TSC) schemes leading to increasingly higher smoothness of the gravitational forces (NGP, e.g., yields only a continuous force, not a differentiable one). On the other hand, for mesh-free tree-based or direct summation based solvers, the δ_D are substituted for density kernels of a finite extent that correspond to a softening of the gravitational force. Such a force softening is introduced somewhat ad-hoc motivated by the fact that each particle does not actually represent a point-mass but rather a phase-space volume element so that two-body collisional effects ought not be present.

Here, we propose a different technique. Based on the approach given in AHK12 to reconstruct the three-dimensional sheet of dark matter, we attempt to use a better estimate of the phase space distribution function f for use with standard N -body methods. For this reason, the source term in Poisson's equation should build on a marginalisation of the phase-space density over the momentum coordinates. We will use a tetrahedral decomposition of the dark matter sheet inspired by the approach from AHK12 for this purpose (see also Shandarin et al. 2012). We describe the details of this approach in what follows.

2.3 Decomposing the dark matter sheet

Instead of stochastically sampling the phase space distribution function with particles that do not carry any information

about the continuous nature of the distribution function in standard N -body methods, we explore here the piecewise linear approximation demonstrated in AHK12 to yield a much improved density field that is defined everywhere in space. For cold fluids, the phase space distribution function is an n -dimensional submanifold of $2n$ -dimensional phase space. A piecewise linear approximation can thus be achieved by a decomposition into the simplices of n -dimensional space, i.e. straight lines in 1D, triangles in 2D and tetrahedra in 3D. We will only consider the three-dimensional case here and resort to a one-dimensional discussion only for illustrative purposes.

The first step consists in setting up a volume decomposition for the three dimensional sheet on which a cold, i.e. without intrinsic velocity dispersion, dark matter fluid lives. Initial conditions for our simulations are generated by displacing particles from a uniform lattice according to the Zel'dovich approximation (Zel'dovich 1970). The initial uniform lattice thus corresponds to the limit of very early times where (by definition) no shell crossing has occurred and the velocity field is single valued. We can perform a simple decomposition of this volume into tetrahedral cells that use the particle positions on the lattice as their vertices. The advantage of using a uniform lattice is that the connectivity information for the volume decomposition can be easily recovered from the particle IDs which are set-up so that they simply encode the Lagrangian coordinates of the particles. Using an initial glass-like distribution on the other hand requires explicitly to generate the tetrahedra using e.g. a Delaunay triangulation and to store the connectivity information.

There are however many possible tetrahedral decompositions of the unit cell of our uniform cubical lattice. We will consider two different decompositions in this paper. Note that the projected tetrahedra are always either convex or degenerate, with the degenerate state only occurring for an infinitesimally short time, when the tetrahedron is inverted due to shell-crossing and its volume changes sign. Also, mass is conserved by definition as the number of tetrahedra remains constant throughout the simulation.

2.3.1 The tessellating cubical decomposition

The minimal decomposition of the unit cube consists of five tetrahedra of two different sizes (cf. Shandarin et al. 2012). This tessellation is interesting since it is unique. It is however not isotropic and has two different masses associated with it, and for this latter property we do not consider it further here. Instead we use as one possibility the decomposition into six tetrahedra (equivalent to the Delaunay decomposition of the unit cube) that we give in AHK12 and that has equal volume tetrahedra but is also anisotropic. It is shown by the shaded tetrahedra in the right panel of Figure 3.

2.3.2 The non-tessellating octahedral decomposition

In addition, we also consider an alternative decomposition for which we give up the requirement that the tetrahedra provide also a tessellation of the cubical lattice. Instead they are to not induce any intrinsic anisotropies that are not already present in the cubical lattice. We thus construct a set of tetrahedral cells whose union is a octahedron centred on each particle as illustrated in Figure 3. This does not provide a tessellation of

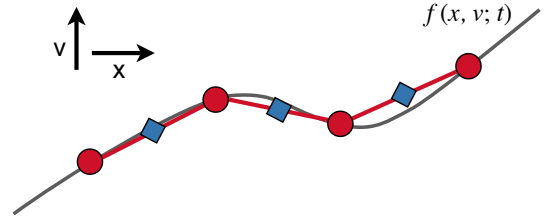


Figure 2. The 1+1 dimensional case: The phase space distribution function $f(x, v; t)$ is sampled in standard N -body methods at discrete locations (red) but no information about the phase space structure (dark gray) is retained. In the new approach, the connectivity is maintained (red lines), approximating the true distribution function at linear order. In the TCM method discussed in this paper, we deposit the mass at zeroth order at the centroid locations of the symplectic elements (blue diamonds). This leads to a particle method with two types of particles: “flow tracers” (red) and “mass tracers” (blue).

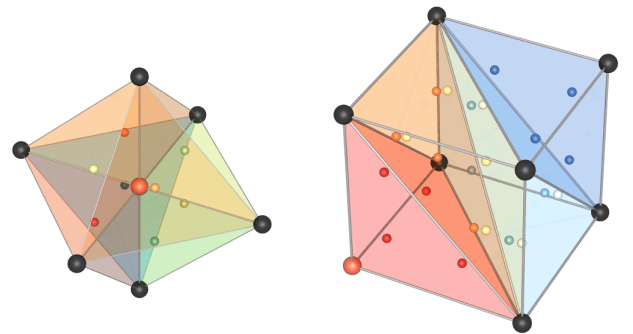


Figure 3. Left: In TCM, every particle (large red) estimates its phase space volume from the octahedron it spans with its six nearest neighbours (large black) on the dark matter sheet. This shape is described by eight tetrahedra with centroids (indicated by the same colours) that give natural positions to think of the mass of the tetrahedron to be located in the monopole pseudo-particle approximation. The centroids carry one eighth of the particle mass each. **Right:** In T4PM, we use the Delaunay triangulation of the unit cube associated with each particle (large red) and its neighbours (large black) into six tetrahedra. The moment of inertia tensor of each tetrahedron can be matched with 4 particles giving accuracy up to quadrupole order. The tetrahedra and their four-particles approximation are shaded in the same colour. Each mass tracer particle thus carries $1/24$ of the particle mass.

space as the octahedra overlap and thus each point in space belongs to two tetrahedra that themselves belong to two different octahedra. This configuration naturally gives a configuration in which the centroids of the eight tetrahedra associated with each particle correspond to a cartesian mesh refinement with a refinement factor of two of the initial cubical particle lattice. Since, in contrast to the cubical decomposition, now each tetrahedron contributes twice, we obtain a mass density that has to be simply divided by two to obtain the correct mass density in configuration space. Note that this has the additional advantage that always information from several tetrahedra contributes to the density estimate. The tetrahedra from this decomposition are shown in the left panel of Figure 3 as shaded volumes.

2.4 Multipole expansion and pseudo-particle approximation of the tetrahedral mass elements

We want to use the density field $\rho(\mathbf{x}) = m \int d^3v f$, construed by projecting the tetrahedra into configuration space, as the source term for Poisson’s equation (2). As we have argued in AHK12, the connectivity of the volume decomposition does not change once the dark matter sheet is evolved since the sheet never intersects itself in six dimensional phase space nor can discontinuities arise, i.e. the sheet cannot tear. In order to solve Poisson’s equation for the gravitational potential and to obtain gravitational forces, one possible approach is to use the analytic potential produced by each tetrahedron (e.g. Waldvogel 1979) and to devise a Green’s function approach, where the Green’s function depends on the shape and orientation of each tetrahedron. This is likely computationally extremely expensive so that we will not pursue this approach here further. Hence, rather than modelling the full mass distribution of each tetrahedron, we approximate it at monopole or at quadrupole order using pseudo-particles. This is less accurate, but computationally efficient and it will allow us to use established particle-based gravitational N -body Poisson solvers, such as the particle-mesh (PM) method (e.g. Efstathiou et al. 1985), the tree method (e.g. Barnes & Hut 1986), as well as the combination to tree-PM (e.g. Xu 1995), to compute force fields and potentials.

Assume a homogeneous (i.e. uniform density $\rho = \text{const.}$) tetrahedron \mathcal{T} , projected into configuration space and described by its four vertices $(\mathbf{x}^{(1)}, \mathbf{x}^{(2)}, \mathbf{x}^{(3)}, \mathbf{x}^{(4)})$ with $\mathbf{x}^i \in \mathbb{R}^3$. Expanding it to monopole order is equivalent to concentrating all mass at the centroid position \mathbf{x}_c that is equivalent to the center of mass defined by

$$\mathbf{x}_c \equiv \frac{1}{M} \int_{\mathcal{T}} \rho \mathbf{x} d^3x = \frac{1}{4} \sum \mathbf{x}^{(i)}, \quad (7)$$

using that $M \equiv \int_{\mathcal{T}} \rho d^3x$. See the left panel of Figure 3 for the location of the centroids in our decomposition, and Figure 2 for the 1-dimensional case where we can show all of phase space. *We abbreviate the combination of the octahedral decomposition with the approximation of the mass distribution up to monopole order as “TCM” in this paper.*

Higher order multipole moments of arbitrary mass distributions can be approximated using more particles (see also e.g. Makino 1999, who however follow a different approach). In this paper, we want to approximate the mass distribution up to quadrupole order which requires four pseudo-particles. The quadrupole moment is given by the moment of inertia tensor

$$Q_{ij} \equiv \int_{\mathcal{T}} \rho (x_k x_k \delta_{ij} - x_i x_j) d^3x, \quad (8)$$

which can be integrated over the tetrahedral domain to yield, e.g.,

$$Q_{xx} = \frac{M}{10} \sum_{i \leq j} [y^{(i)} y^{(j)} + z^{(i)} z^{(j)}] \quad (9)$$

$$Q_{xy} = -\frac{M}{20} \sum_{i,j} (1 + \delta_{ij}) x^{(i)} y^{(j)} \quad (10)$$

$$\dots \quad (11)$$

We now want to place four particles of mass $M/4$ that match both the monopole and quadrupole moment of the tetrahedron. We make the Ansatz that these particles reside at the

locations

$$\mathbf{a}^{(i)} \equiv \alpha \mathbf{x}^{(i)} + \beta \mathbf{x}_c. \quad (12)$$

Matching the monopole requires that $\alpha + \beta = 1$, implying that \mathbf{a} must lie somewhere on the line connecting the vertex and the centroid. Calculating the moment of inertia tensor for the system of four particles and matching it to the inertia tensor of the tetrahedron yields

$$\alpha = \frac{\sqrt{5}}{5} \simeq 0.447 \quad \text{and} \quad \beta = 1 - \frac{\sqrt{5}}{5} \simeq 0.553. \quad (13)$$

By placing pseudo-particles at the four locations $\mathbf{a}^{(i)}$ it is thus possible to match both the monopole and the quadrupole moment of the mass distribution of the homogeneous tetrahedron. *We abbreviate the combination of the cubical decomposition with the quadrupolar pseudo-particle approximation as “T4PM” in this paper.*

We will use both the monopole and quadrupole approximation in the remainder of the paper in order to be able to constrain the influence of the approximation to the true tetrahedral mass distribution on our results. In particular, we note that the centroid approximation to the mass distribution of a single tetrahedron is invariant under all linear deformations of the tetrahedron (rotation, shearing) with respect to the centroid. These linear deformations are however correctly represented in the quadrupole approximation.

2.5 Mass deposition and Poisson solvers

The main conceptual idea behind our tetrahedral-particle-mesh technique differs from previous cosmology codes used to study dark matter. This difference rests in that we separate mass tracers from flow tracers. In standard N -body methods, the particles carry the mass, are thus the building blocks of the density field which determines the gravitational potential and forces, while the particles also correspond to Lagrangian fluid elements. Instead, here we use the N -body particles only as flow tracers, while they generate tetrahedra that provide a volume based decomposition of the full three-dimensional phase-space distribution function which is accurate at linear order. We then approximate the mass distribution of the tetrahedra up to monopole order in TCM and up to quadrupole order in T4PM using pseudo-particles that serve as mass tracers. The mass of each tetrahedron is thus spread out over eight “mass tracer” particles in TCM and 24 “mass tracer” particles in T4PM whose positions depend on the location of the neighbouring particles on the dark matter sheet. These mass tracers are thus not explicitly evolved. Since the connectivity information is conserved over time, they can be computed from the flow tracer particles at any time.

To compute the force generated by the “mass tracers” and experienced by the “flow tracers”, we use a modified version of the publicly available GADGET-2 code. GADGET-2 uses the tree-PM method so that our modifications simply had to introduce a new particle type of “mass tracers” while the standard particles are retained and assigned a zero mass. The positions of the “mass tracers” are updated before each force calculation. This update depends only on the positions of the flow tracers and the connectivity of the dark matter sheet (that however remains constant over time) and can thus be simply encoded in their particle IDs. Since the “mass tracers” are uniquely determined by the “flow tracer” positions, they could

also be computed on the fly, so that no additional memory is needed.

Standard CIC interpolation is then used to deposit the mass tracer pseudo-particles at the centroid positions for the monopole approximation used in TCM or the four positions needed for the quadrupole approximation in T4PM. This deposits the mass of each tetrahedron into cubical cells of the size of the underlying grid and obtains an improved density estimate over the standard particle-mesh techniques. Figure 4 shows slices and projections of the interpolated density arrived at with this procedure in the TCM case and contrasts it to standard CIC for the same particle distribution. Note that this is still a rather poor description of the true underlying density field which would require to fully map the tetrahedra onto the grid as shown in Figure 1. The latter is much more computationally cumbersome than the simple pseudo-particle approximations we present here, where the mass tracers are treated as particles whose mass get deposited in the standard CIC fashion. The simple effective mass resolution increase gives benefits much greater than a standard calculation with 8 or 24 times more particles as we will demonstrate next after we have introduced the simulation parameters of our resolution study in the following section. Note that the tree-part of the gravitational force (and the CIC deconvolution) has been switched off in our modified version of GADGET-2 so that we are using it simply as a parallel implementation of the standard PM method, apart from our modifications to the mass deposition based on the dark matter sheet.

2.6 The piecewise linear approximation, its evolution and growth of errors

Apart from the approximations to the mass distribution of the homogeneous tetrahedra discussed in Section 2.4, the other approximation that is used in our new method is the piecewise linear approximation of the phase space distribution function $f(\mathbf{x}, \mathbf{p}, t)$ by the tetrahedral elements. We now discuss how the true distribution function relates to this approximation and how errors can arise.

The continuous phase space distribution function can be written analogously to eq. (3) as

$$f(\mathbf{x}, \mathbf{p}, t) = \int \delta_D(\mathbf{x} - \mathbf{x}_q(t)) \delta_D(\mathbf{p} - \mathbf{p}_q(t)) d^3q, \quad (14)$$

where $\mathbf{q} \in \mathbb{Q} = [0, 1]^3$ (due to the periodic boundary conditions, in fact, \mathbb{Q} is the unit 3-torus) is a parameterisation of the hypersurface of the phase space sheet, and can be thought of as a continuous generalization of the particle indices, i.e. a bijective mapping $\mathbb{Q} \rightarrow \mathbb{R}^6 : \mathbf{q} \mapsto (\mathbf{x}_q, \mathbf{p}_q)$ exists at all times. Since \mathbb{Q} is three-dimensional, the local tangent space spans only a three-dimensional subspace of six-dimensional phase space and is given by the Jacobian $(\partial x_i / \partial q_j, \partial p_i / \partial q_j)$.

The symplectic decomposition of the phase space sheet discussed in AHK12 provides a simplicial approximation to the continuous phase space distribution function $\mathbf{q} \mapsto f(\mathbf{q}, t)$ (e.g. Alexandrov 1961). Such a simplicial approximation to a continuous function is equivalent to a piecewise linear interpolation across each simplex and allows us to compute finite difference estimates of the two tensors $\partial x_i / \partial q_j$ and $\partial v_i / \partial q_j$, which are constant across each simplex, by computing the differences of vertex positions and velocities along the edges of each simplex. As the q_j are just the Lagrangian coordinates in our case, ∂q_j corresponds to neighbouring particles in the initial conditions that are connected by an edge of a simplex.

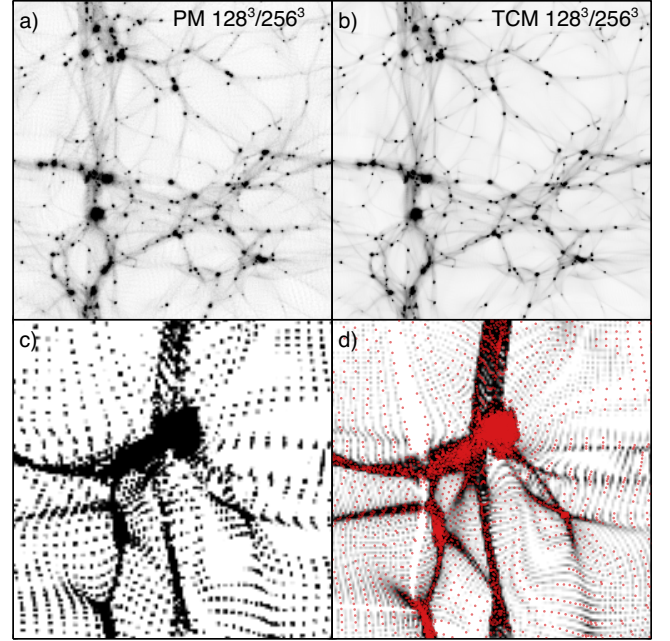


Figure 4. Projections (top panels a and b) and slices (bottom panels c and d) through a 256^3 particle mesh grid of 128^3 particles in a warm dark matter simulation. Left panels (a and c) show the standard cloud-in-cell deposit and the right panels (b and d) again using CIC but at eight times more numerous tetrahedra centroids which approximate the masses of the tetrahedra at lowest order. The grey scale is logarithmic and identical for the slices and projections respectively. The slices show only a quarter of the full area of the simulation. In the bottom right panel we overplot the locations of the particle positions in red that contribute to both the CIC and TCM deposit. The tetrahedra centroids provide effective interpolation of the density field and their CIC density appears significantly less noisy with more contrast. The regular pattern originating from the original uniform lattice remains, but appears at higher spatial frequency in TCM.

The two tensors above can be combined to yield the rate-of-strain tensor $\partial v_i / \partial x_j$. Note that this tensor is singular whenever $\partial x_i / \partial q_j$ has one or more zero eigenvalues which corresponds to shell-crossing along one or more dimensions (see e.g. Figure 9, below, where we show $x(q)$ and $v(q)$ at late stages of a plane wave collapse where multiple caustics have arisen).

The evolution equations are analogously to the N-body evolution equations given by

$$\frac{d\mathbf{x}_q}{dt} = \frac{\mathbf{p}_q}{ma^2} \quad \text{and} \quad \frac{d\mathbf{p}_q}{dt} = -m\nabla_x \phi. \quad (15)$$

The decomposition of the phase space sheet into tetrahedra can be thought of as considering only a discrete set of points \mathbf{q}_i and approximating $\mathbf{x}(\mathbf{q})$ and $\mathbf{p}(\mathbf{q})$ linearly in between, i.e. across the tetrahedral elements. Over time, differences between the piecewise linear approximation and the true distribution function can arise from second order terms in the force field and the fluid motion. Deviations from linearity are small if the flow field across a simplex is dominated by linear motion, i.e. translation, shear and solid body rotation. The error of the linear approximation is, at leading order, given by the second derivatives of the phase space sheet (related to the local curvature) described by the two tensors $\partial^2 x_i / \partial q_j \partial q_k$.

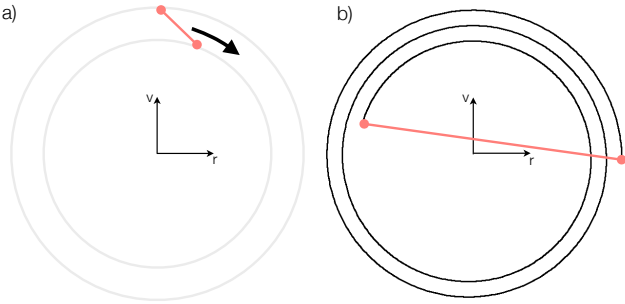


Figure 5. The limitations of a piecewise linear approximation without refinement in regions of phase mixing. Consider the linear element of the distribution function (red line element in panel a), orbiting in a central potential. After a few orbits, the line element will cover the region between the two grey circles with a spiral (black line in panel b). Without refinement, the mass will be assigned to the stretched red line element in b) rather than to the spiral.

and $\partial^2 p_i / \partial q_j \partial q_k$ and has the time derivative

$$\frac{\partial}{\partial t} \frac{\partial^2 x_i}{\partial q_j \partial q_k} = \frac{\partial^2}{\partial q_j \partial q_k} \frac{p_i}{ma^2} \quad (16)$$

$$\frac{\partial}{\partial t} \frac{\partial^2 p_i}{\partial q_j \partial q_k} = -m \frac{\partial^2}{\partial q_j \partial q_k} \frac{\partial \phi}{\partial x_i}. \quad (17)$$

The right hand side of these two expressions describes the deviation from spatial linearity of the velocity field and the gravitational force across the simplex respectively.

The proposed method is thus expected to perform well whenever the velocity shear and gravitational tides are constant across an element. If the piecewise linear approximation is exact initially, all errors will arise from the change of the tidal field across the element and then propagate to the velocity shear. This error is negligible if the simplices are small, but errors will grow if the piecewise linear approximation cannot resolve changes in the tidal field, i.e. if the simplex becomes larger than relevant scales in the tidal field. At this point, subdivision of the simplex is necessary to control the errors.

An example where the simplicial approximation breaks down quickly are regions of phase mixing. This situation is demonstrated in Figure 5. A symplectic element orbiting in a fixed potential is stretched into a spiral. If no refinement is performed, the simplex cannot capture the growth of the associated volume, leading to mass deposition that is biased towards the centre of the potential.

A refinement criterion emerges naturally by requiring an upper bound on the spatial derivatives of the velocity shear and tidal tensors. One way to implement such a refinement criterion would be to locally compute the geodesic deviation equation discussed by Vogelsberger & White (2011). However, it can be achieved more easily by computing velocities and accelerations also at the centroid positions and verifying their deviation from the finite difference estimate obtained from the vertices.

In this paper, we will not discuss refinement further as it shall suffice here to introduce the method and investigate its performance outside of those regions where loss of resolution is problematic. It is important however to keep this limitation of our method in mind when interpreting some of the results in the remainder of the paper. It will become clear from the results shown below that the Lagrangian motion of the particles is insufficient to track the full evolution in six dimensional

phase space, as the dark matter sheet can grow exponentially fast during multi-axial gravitational collapse leading to the densest regions in multidimensional simulations. In order to arrive at a method that works also in such regions dominated by strong mixing, additional refinement is imperative. A detailed discussion and validation of such a refinement approach is however beyond the scope of this first paper and will be deferred to a second paper, which is already in preparation.

2.7 Computational Performance

The computational cost for the new method is, as expected, larger for the same number of tracer and standard N -body particles, larger as expected, but no additional computational complexity is introduced. For the runs shown in Sections 3 and 4, we observe that T4PM requires about three times more computing time than the standard PM runs. This overhead is caused by the on-the-fly creation and communication of the mass carrying particles, when depositing the mass distribution onto the PM grid. We note that this overhead is linear in the number of particles, i.e. $\mathcal{O}(N)$ and will thus be dominated by the cost of the force calculation for large particle numbers which scales as $\mathcal{O}(N_g \log N_g)$ for an FFT of N_g mesh cells. Peak memory usage is for both TCM and T4PM also about 3 times larger than for PM, due to additional pointers that we store for each tracer particle to be able to quickly create the mass carrying particles on the fly. We note that for T4PM we have effectively 24 times more particles to sample the density field, so that an overhead of three appears small. We also note that a more optimal solution is possible, where the connectivity is created on the fly with no memory overhead over the PM method at the expense of very little extra CPU time. For these first tests, we did not perform this optimization.

3 LOW-DIMENSIONAL TEST PROBLEMS

In this section, we investigate the validity and compare the performance of our new TCM and T4PM methods with that of the standard PM method using three test problems of increasing complexity. In particular, we want to study the emergence of spurious two-body effects that signal deviation from the collisionless limit with increasing force resolution. We want to stress that the new method applies to modelling cold collisionless systems in the fluid approximation, and is thus rather different in the character of test problems that apply, compared to the standard N -body method that is also suited to study hot systems such as star clusters or few body problems. The test problems in this section are thus all collapse problems arising from one and two dimensional perturbations of the dark matter sheet. All simulations in this section assume an Einstein-de Sitter cosmology ($\Omega_m = 1$, $\Omega_\Lambda = 0$), Hubble parameter $h = 0.7$, starting redshift $z_{\text{start}} = 100$ and box length of $L = 10 h^{-1} \text{Mpc}$.

We note that, while all test cases investigated in this section are one- and two-dimensional, we perform the simulations in three dimensions. In all cases, initial conditions are given by an initial gravitational potential which varies in only one or two dimensions. The initial particle coordinates and velocities are then determined from this potential using the Zel'dovich approximation. This converts the gravitational potential into a velocity potential leading to an irrotational flow. The tessellation of the dark matter sheet is performed on the unperturbed cubical lattice (as in AHK12).

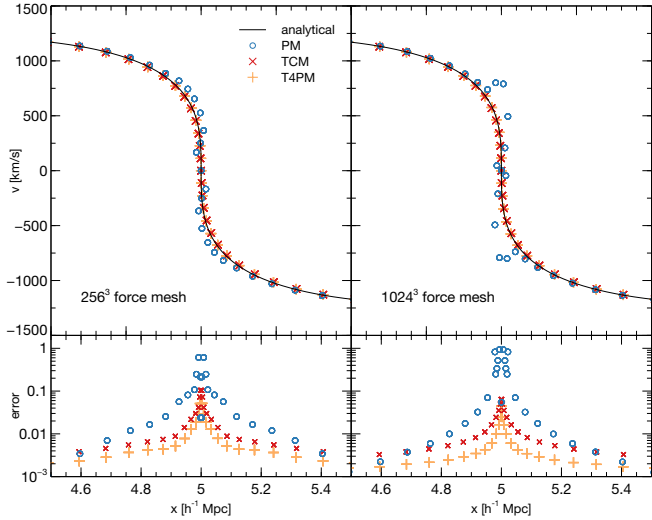


Figure 6. Central region of the *axis-parallel* plane wave at the time of shell crossing. The upper panels show the phase space structure. Shown are the results for the standard PM method with 64^3 particles (blue circles) and for the TCM (red crosses) and T4PM (yellow crosses) methods with 64^3 tracers. The analytic solution is indicated by the thin black line. The left panels show results for a 256^3 mesh to compute forces, the right panels for 1024^3 cells. The lower panels show the absolute value of the velocity error in units of the RMS velocity. The impact of collisionality and its dependence on force resolution for the standard particle method is clearly visible already at this early time.

3.1 Axis-parallel plane wave collapse

We first consider the standard plane wave collapse, i.e. a one-dimensional sinusoidal potential perturbation

$$\phi(\mathbf{x}) = \bar{\phi} \cos(k_p x), \quad (18)$$

where $\mathbf{x} = (x, y, z)$, $k_p = 2\pi/L$ and $\bar{\phi}$ is chosen so that shell crossing occurs at an expansion factor of $a_c = 1/7.7$. Initial particle positions and velocities are obtained by applying the Zel'dovich approximation (Zel'dovich 1970) to an unperturbed regular Cartesian lattice of particles. The plane wave thus obeys the symmetry of both the initial particle distribution and of the mesh structure used to compute the forces. At no time accelerations in the y - or z -direction can arise.

For this one-dimensional problem, the Zel'dovich approximation provides the exact solution until shell-crossing occurs (e.g. Shandarin & Zeldovich 1989), allowing us to study the numerical errors in the mildly non-linear stage.

In Figure 6, we show the two-dimensional phase-space structure of the central region of the wave at shell crossing. In all cases 64^3 particles were used (i.e. 64^3 flow tracers for TCM and T4PM). The right panel shows the results for the highest force-resolution that we employed, while the left panel shows the corresponding results for a lower force resolution. We observe that when high force resolution is used, two-body effects in standard PM lead to significant spurious accelerations of the particles. Note that the 1024^3 mesh corresponds to a mere $1/16$ of the mean particle separation, still significantly below the $1/30$ – $1/60$ typically used in cosmological simulations. For both TCM and T4PM we see no evidence for such two-body effects at the force resolutions investigated here, the error with respect to the analytic solution is about an order of magnitude lower in the innermost region and generally about a factor of 2–3 lower for T4PM than for TCM. We note however that the

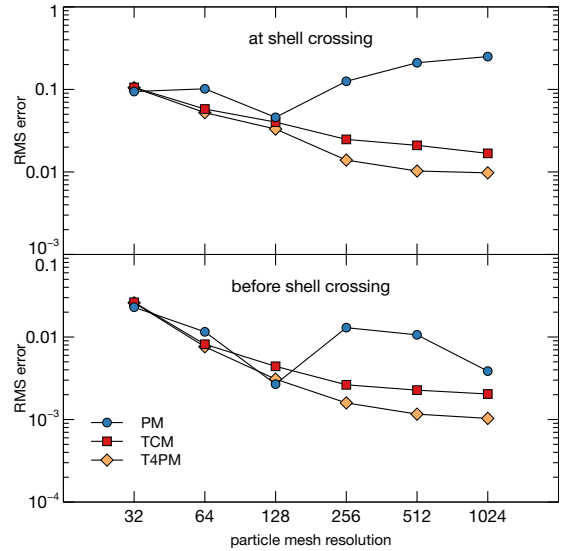


Figure 7. Error of the numerical solutions with respect to the analytical solution before and at shell crossing in the *axis-parallel* plane wave collapse problem. We show the behaviour of the RMS errors in the velocity in units of the RMS velocity with changing force resolution. Results are given for standard PM with 64^3 particles (blue circles) and for TCM (red squares) and T4PM (yellow diamonds) with 64^3 tracers. The mesh used to compute the forces is varied from 32^3 to 1024^3 cells. The errors are given at two specific times of the collapse: at shell-crossing, as well as at an expansion factor of 1.3 before the shell-crossing.

error with respect to the analytic solution does not drop as fast as in the standard PM case at larger distances but approaches a roughly constant value of $\sim 1 - 2 \times 10^{-3}$. This reflects the fact that the tetrahedra sample volumes rather than a collection of point-like particles so that accelerations are expected to deviate somewhat when local particle separations become larger than the mean particle separation.

We quantify the deviation from the analytic solution as a function of force resolution in Figure 7. The RMS errors of the numeric solution with respect to the analytic solution are shown in units of the RMS velocity at two times: before shell crossing at $a/a_c = 0.77$ and at shell crossing $a = a_c$. We notice a remarkable and significant difference between our new method and standard PM. For the standard PM method, the errors are smallest when the force resolution is about half the mean particle separation. If the force resolution is increased, the errors become significantly larger. The result for TCM and T4PM is completely different. Here we observe a monotonous reduction of the error with increasing force resolution. Before shell-crossing the minimal errors achieved by the two methods are comparable at $\sim 4 \times 10^{-6}$, but the analytic solution is smooth so that no high force resolution is necessary to resolve it. At shell crossing, higher force resolution is necessary due to the presence of a sharp feature in the solution to achieve small errors. We thus observe that the smallest error is achieved with T4PM and TCM at the highest force resolution. This shows the dilemma of standard PM: high force resolution is needed to capture small features in the physical solutions, but at the same time high force resolution increases two body effects. At the force resolutions investigated we do not observe that either TCM or T4PM suffers from comparable problems.

Finally, in Figure 8, we show the phase-space sheet at significantly later times, when $a/a_c = 7.7$ and several shell-

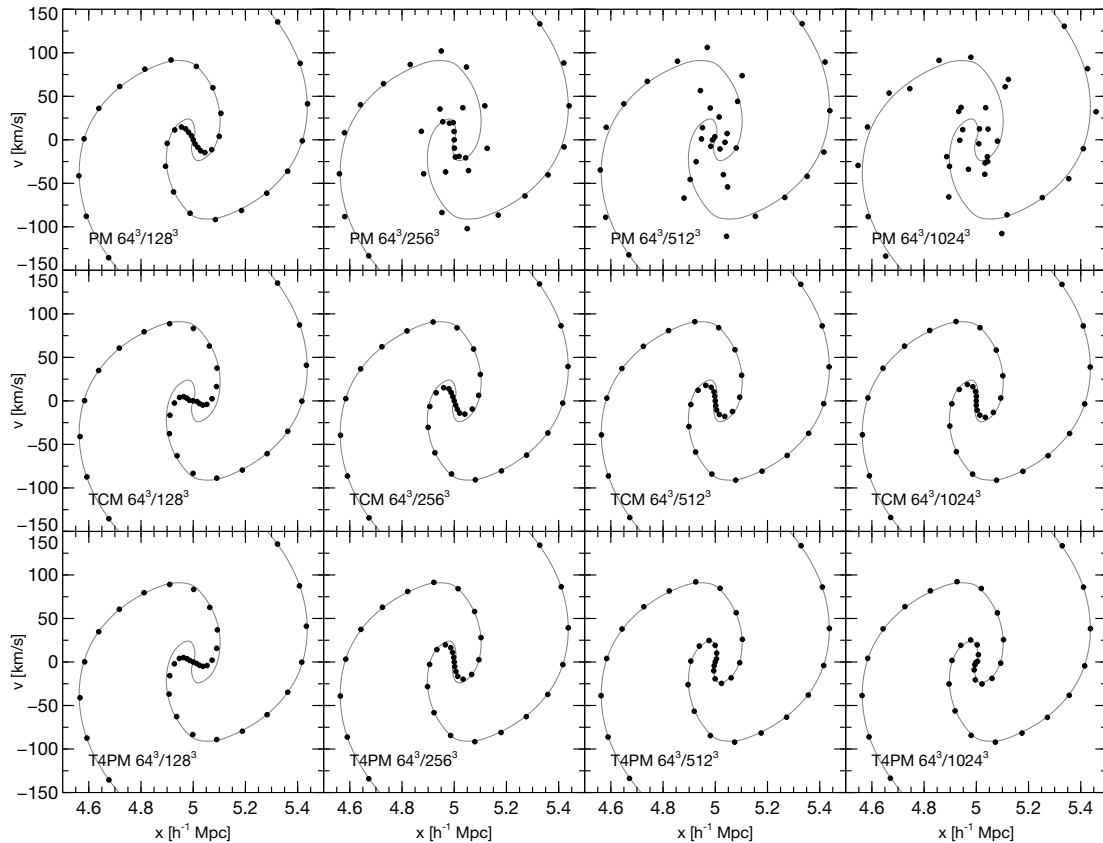


Figure 8. Central region of the *axis-parallel* plane wave at an expansion factor of 7.7 after shell crossing. Shown are the results for the standard PM method with 64^3 particles (top row) and for the TCM (middle row) and T4PM (bottom row) method with 64^3 flow tracers. From left to right, the columns show results for an increasing force resolution from 128^3 to 256^3 to 512^3 to 1024^3 mesh cells. The thin grey line is the solution obtained with standard PM with 512^3 particles and 512^3 mesh cells. Two body collisions destroy the spiral in the standard PM case for higher force resolutions.

crossings of the wave have occurred. For a force resolution increasing from 128^3 to 1024^3 , the locations in phase space of the flow tracer particles are shown for TCM and T4PM together with the respective locations of the normal N -body particles for the standard PM method. They can be compared to the solution obtained with standard PM at significantly higher mass resolution (512^3 particles) with a matched force resolution (512^3 cells). We clearly see that for standard PM, collisionality destroys the inner spiral structure with increasing force resolution already at a force resolution of 256^3 cells, while no such behaviour can be observed for either TCM or T4PM. We also note that for TCM, the innermost part of the spiral does not quite approach the correct solution at 512^3 force resolution, while T4PM perfectly reproduces the reference solution.

To illustrate better the errors in particle velocities and positions when the force resolution is varied, we plot them in Figure 9 as a function of the Lagrangian coordinate q which simply denotes the particle position on the dark matter sheet and has been scaled to unit range. We see that collisions in the case of standard PM affect more strongly the velocities and to a slightly lesser degree the positions. This is expected as errors in the velocities propagate only averaged over time to the positions. For both TCM and T4PM we observe convergent behaviour, the solutions approach the reference solution nicely with increasing force resolution.

As the most stringent test, in Figure 10, we show how the

three methods retain the linear approximation to the phase space distribution function. To illustrate this, we plot the primordial stream density (see also AHK12), i.e. the quantity $\delta_i = 2\Delta x/(x_{i+1} - x_{i-1}) - 1$, where Δx is the mean particle separation. This figure impressively highlights how the PM simulation fails to represent the correct evolution of the sheet at high force resolution. In clear contrast, for TCM we observe convergent behaviour: the solution approaches the high-resolution reference solution with increasing force resolution outside the most central region. Only in the very centre, TCM does not capture the correct density evolution (consistent with what we see in Figure 8). For T4PM, we find convergence at all q , even the densities in the very centre are followed correctly. We note however that minor asymmetries occur – the solution is not perfectly symmetric to $q = 0.5$ – which owes to the asymmetric decomposition that T4PM employs and originally motivated the use of the symmetric decomposition in TCM.

3.2 Oblique plane wave collapse

We next compare the performance of the new method in the oblique plane wave collapse test problem of Melott et al. (1997). This is again a simple one-dimensional plane wave collapse, but the wave vector is now no longer parallel to any of the cartesian dimensions. We use the exact same set-up as these authors, namely a wave with wave-vector $\mathbf{k} = (2, 3, 5)\mathbf{k}_f$,

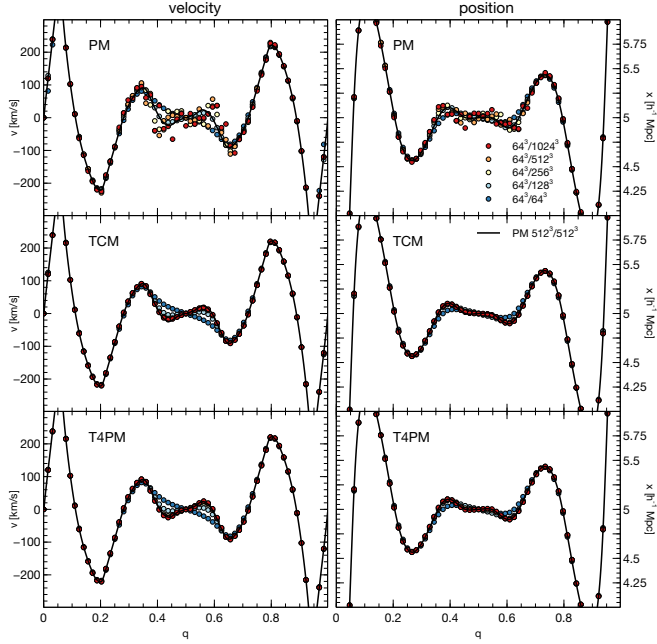


Figure 9. Velocity (left column) and position (right column) as a function of the Lagrangian coordinate in the *axis parallel* plane wave problem at the same time shown in Figure 8. The top row shows the effect of resolution increase in the standard PM case, the middle and bottom rows the respective results for the TCM and T4PM case. In all cases the particle number is fixed at 64^3 and the resolution of the mesh is varied. The black line is the high resolution result for the standard PM method obtained with 512^3 particles and a 512^3 mesh to compute forces.

where $k_f = 2\pi/L$ is the fundamental wave number of the simulation box. First shell crossing occurs at an expansion factor of $1/7.7$ and results are given at $a = 1$ (which is, in fact, also the same set-up as in the axis-parallel case). In contrast to the axis-parallel case, now the symmetry of the problem does not match the symmetries of either the initial particle distribution or the particle mesh. Using this set-up, Melott et al. (1997) have observed that any mismatch between force and mass resolution leads to collisionality that is visible in spurious motion perpendicular to the wave vector and that breaks the symmetry of the solution. Furthermore, the incongruent symmetries enhance two-body effects, making spurious accelerations much more prominent.

The results of this test are shown in Figure 11. As discussed by Melott et al. (1997), the standard PM solution deviates from the correct solution of the spiral (that should match in terms of evolution exactly the one shown in Figure 8) whenever the force resolution exceeds the mass resolution. For the 512^3 force mesh, the inner part of the spiral in the standard PM case has disappeared and several clumpy structures have appeared. In the TCM case, we see no strong deviation from the correct solution at 256^3 force resolution and in the 512^3 case deviations appear that are however significantly weaker than those seen for standard PM at $\geq 256^3$. At the highest force resolution we investigated, 1024^3 , we see a growth of errors that is however restricted to the innermost part of the spiral. As expected, T4PM clearly outperforms both standard PM and TCM. The solution appears smooth with no scattered particles up to 512^3 force resolution, and shows only small errors in the very innermost region of the spiral at 1024^3 . For both TCM and T4PM, no significant errors occur in the outer

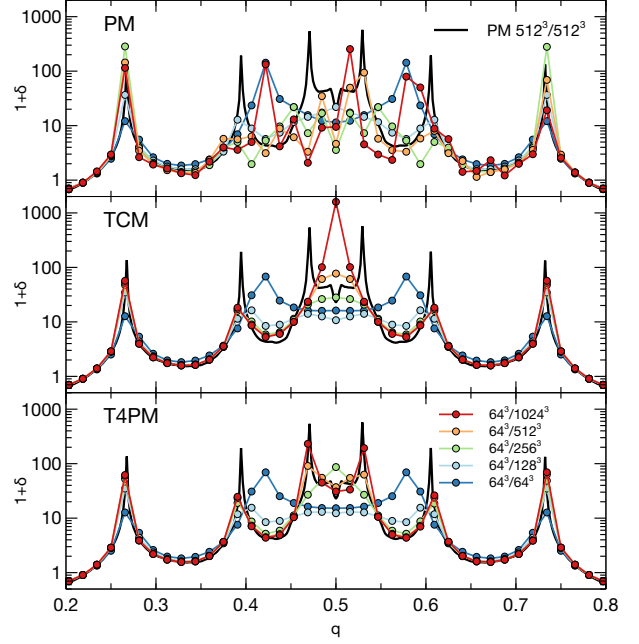


Figure 10. Stream density as a function of the Lagrangian coordinate in the *axis parallel* plane wave problem at the same time as in Figure 8. The top row shows the effect of resolution increase in the standard PM case, the middle and bottom rows the respective results for the TCM and T4PM case. In all cases the particle number is fixed at 64^3 and the resolution of the mesh is varied from 64^3 to 1024^3 . The black line is the high resolution result for the standard PM method obtained with 512^3 particles and a 512^3 mesh to compute forces.

regions of the spiral at all force resolutions, while for standard PM errors are less well confined to the innermost region.

We note however that this is an inherently hard problem for all methods as the symmetry of the problem is neither reflected in the initial conditions, nor in the methods, so that deviations from that symmetry are expected to arise easily and will affect the solution quickly.

3.3 Antisymmetrically perturbed plane wave collapse

In addition to the one-dimensional problems considered above, we now turn to a two-dimensional test problem. For this, we consider the antisymmetrically perturbed wave described by Valinia et al. (1997). This is a two dimensional problem in which the initial gravitational potential is given by that of a plane wave in x -dimension with a sinusoidal phase perturbation in the y -dimension

$$\phi(\mathbf{x}) = \bar{\phi} \cos \left(k_p \left[x + \epsilon_a \frac{k_p}{k_a} \cos k_a y \right] \right). \quad (19)$$

The initial particle positions and velocities are again obtained using the Zel'dovich approximation. We adopt $k_p = 2\pi/L$, $k_a = 4\pi/L$ and $\epsilon_a = 0.2$, where $L = 10 h^{-1} \text{Mpc}$ is the size of the simulation box. Also, $\bar{\phi}$ is again chosen so that first shell crossing occurs as in Section 3.2 at an expansion factor of $a_c = 1/7.7 \simeq 0.13$. The simulation is evolved to $a = 1$. We show the results for 64^3 particles using the TCM and standard

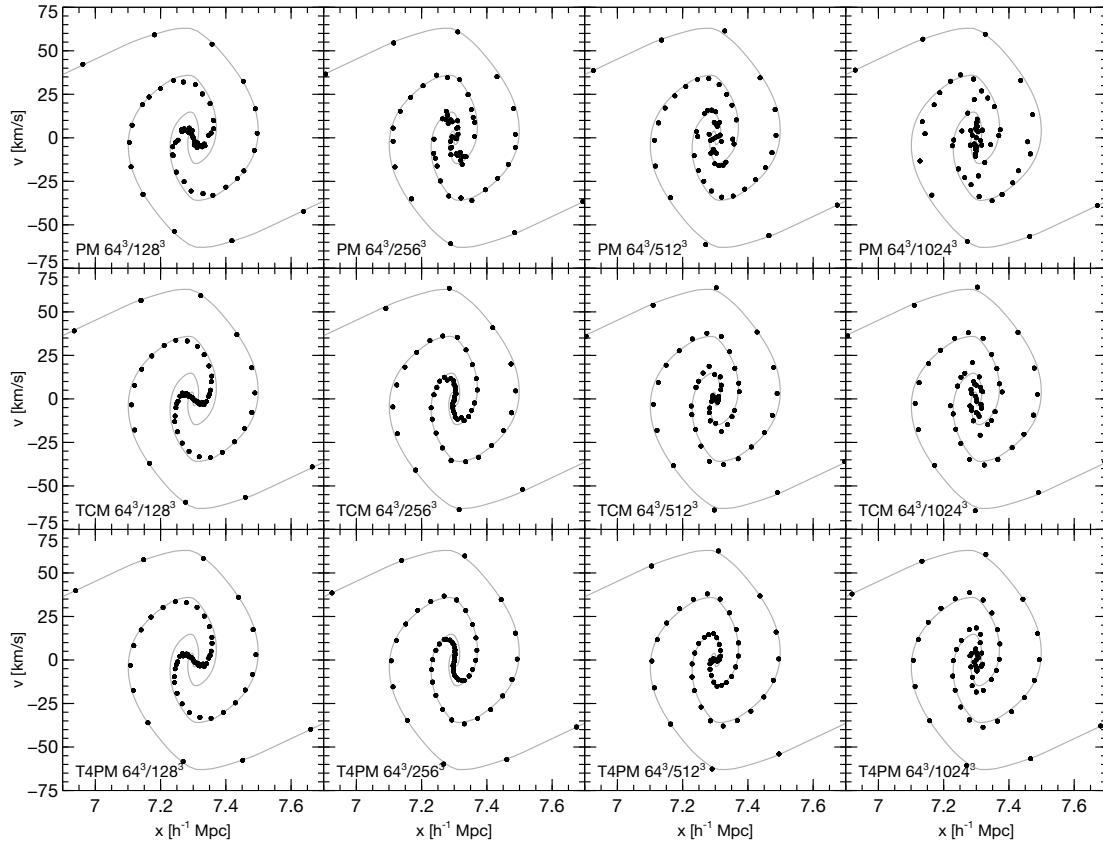


Figure 11. The oblique plane wave collapse problem from Melott et al. (1997) with PM and our new TCM method for 64^3 particles. The top row correspond to traditional PM with a mesh resolution of 128^3 , 256^3 , 512^3 and 1024^3 cells respectively, while the bottom row correspond to TCM with 128^3 , 256^3 , 512^3 and 1024^3 cells to compute the forces. The panels show the phase space structure of one sheet at 7.7 expansion factors after the first shell crossing. The grey line is a rescaled version of the high resolution solution obtained for the axis parallel plane wave collapse. This is an inherently hard test problem for both codes as its symmetry is neither reflected in the initial particle positions, nor in the mesh used to compute the forces.

PM methods for various force resolutions at $a = 0.6$ in Figure 12 and at $a = 1$ in Figure 13¹.

In Figure 12, we show the particle positions and projections of the full tetrahedra (using the method described in AHK12), for both standard PM and TCM at a time shortly after shell-crossing happened also along the y -direction at $a/a_c = 4.6$. For comparison, we also show results obtained using standard PM with significantly higher mass resolution 512^3 and a matched force resolution of 512^3 cells. We do not show the results for T4PM in that figure as they are qualitatively identical to those for TCM. For standard PM, increasing the force resolution leads to two-body effects that destroy most of the structure of the caustics. The inner vertical caustic has virtually disappeared, instead clumps of particles emerge. In the tetrahedron projection images, these effects appear as increasing levels of small scale noise. The two locations in the images where shell-crossing has occurred along two dimensions show no sign of convergence with increasing force resolution. Rather than becoming narrower features with increasing force resolution, in std. PM, they instead appear more and more

¹ These Figures correspond to the same region shown by Valinia et al. (1997) in their Figure 6. Figure 12 corresponds to a time shortly after their panel 6d, while Figure 13 corresponds to a time shortly after their panel 6e. These authors used a standard PM method in two dimensions.

extended and dissociate into two separate clumps at the highest force resolutions considered. In contrast to this, for TCM we observe convergence, all caustic features are visible at all force resolutions and only become narrower when the force resolution is increased. The agreement between TCM and the high mass-resolution PM result is remarkable, as is the lack of convergence of the low-mass resolution PM result.

In Figure 13, we show results at much later times $a = 1$. Now, exactly two large clumps should have formed which are correctly produced by both methods at all force resolutions. Again, we observe converged caustic structures for TCM, while they undergo severe distortion with increasing force resolution for standard PM. For comparison, we again present also the high mass resolution result for standard PM. Interestingly, at the highest force resolution in the PM result, a small dense clump of particles appears between the two genuine clumps: clearly an artificial fragment. When rendering the tetrahedra, the clump almost disappears indicating that it cannot correspond to a region of convergent flow. In general, at the highest force resolution we consider, the PM result bears little resemblance with the reference solution. It is clear that this would only worsen if the force resolution were increased even further. Most remarkably, in contradiction to the reference case, the large clump forms by a merger of the smaller clumps that are visible in Figure 12. In TCM we observe no such fragmentation and subsequent merging of the fragments even at the

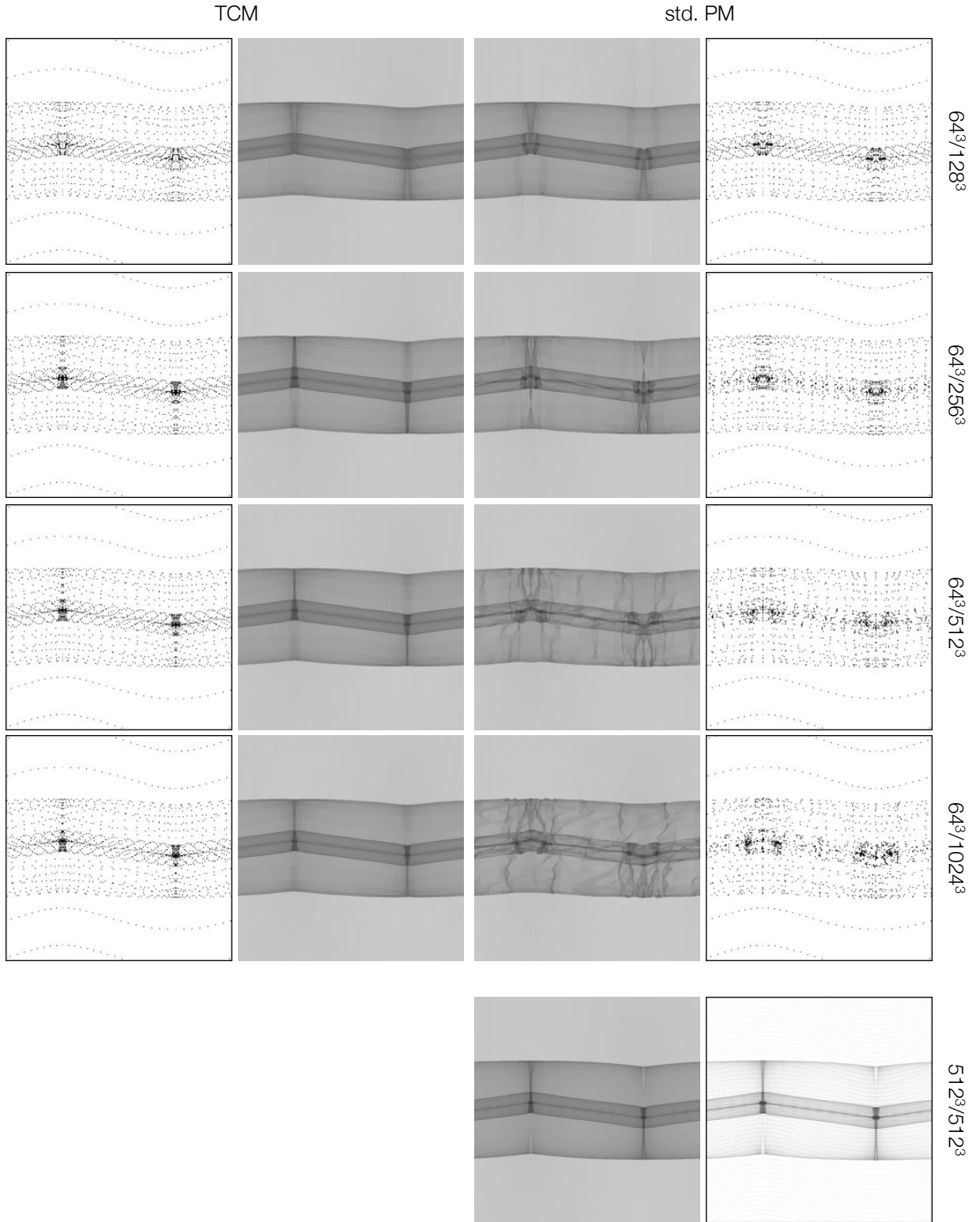


Figure 12. Collapse of an antisymmetrically perturbed plane wave. The panels give a zoom-in, shortly after shell-crossing occurred also in the y -direction. Shown are the particle positions at $a/a_c = 4.6$. The two left columns show results obtained with the new TCM method, the right columns the results obtained with the standard PM method. In all cases, 64^3 particles were used and the resolution of the force mesh was varied from 128^3 to 256^3 to 512^3 to 1024^3 (top to bottom respectively). The inner columns show the projected density computed using the dark matter sheet method, the outer columns the tracer particle positions. The row at the very bottom shows the reference result obtained with the standard PM method with 512^3 particles and a matched force resolution of 512^3 . Two-body effects destroy most of the caustic structure when standard PM is used with high force and low mass resolution.

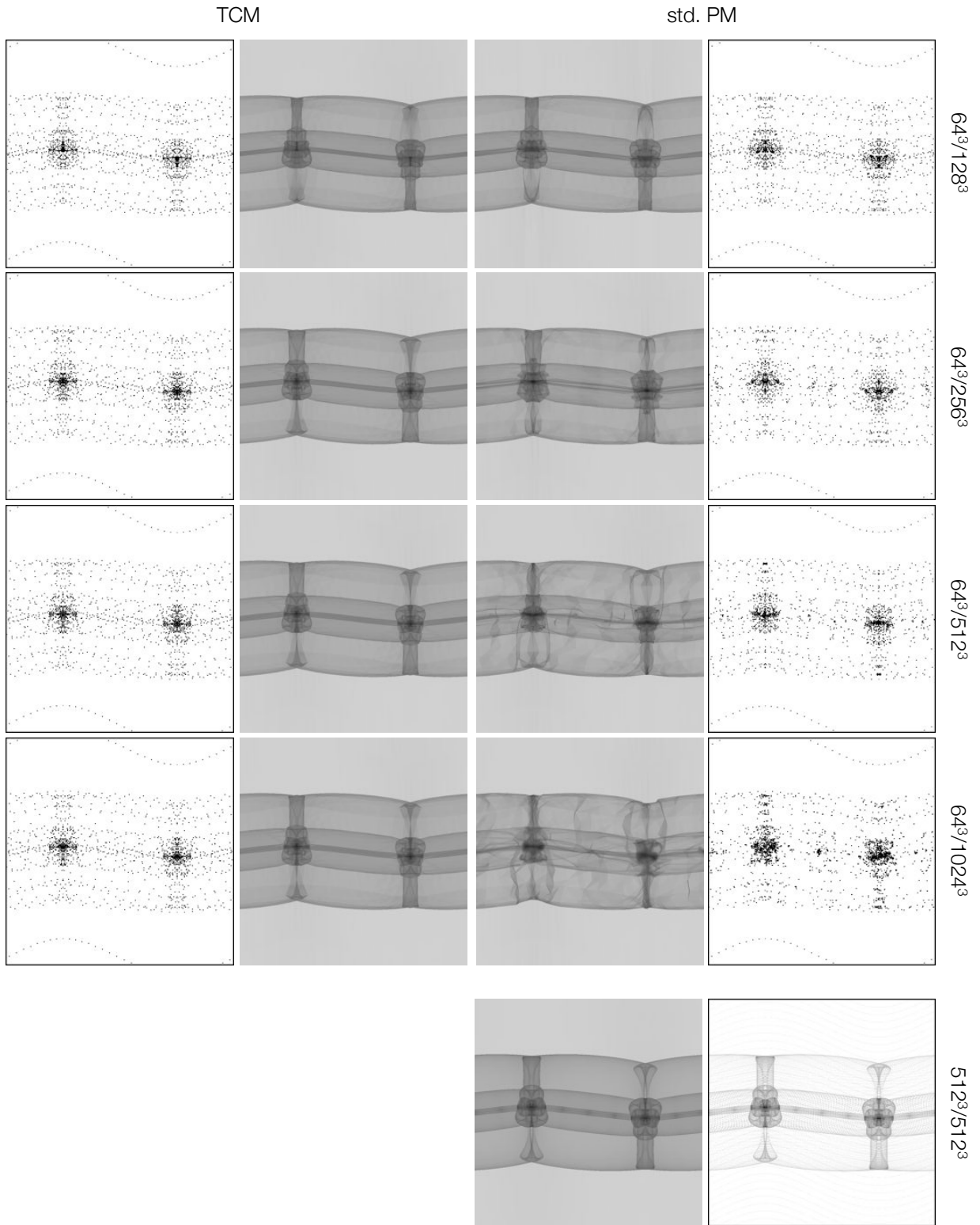


Figure 13. Same as Figure 12 but at a later time $a/a_c = 7.7$, i.e. $a = 1$.

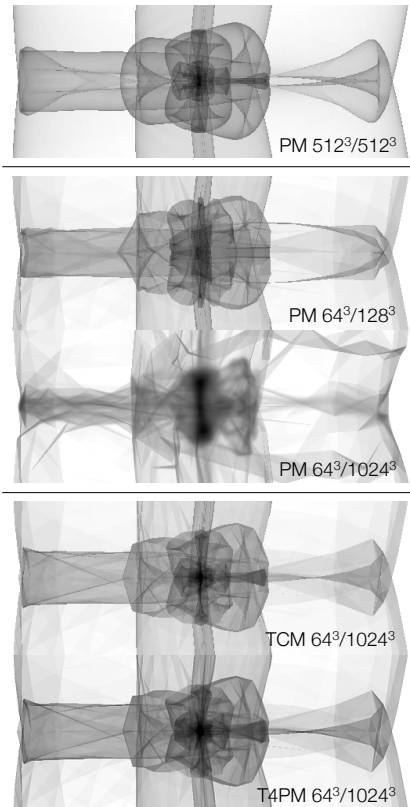


Figure 14. Detail of the caustic structure from Figure 13 for a selection of resolutions. The top panel shows the reference solution obtained with the standard PM method with 512^3 particles and 512^3 force resolution. The second and third panels from the top show results for the standard PM method with 64^3 particles and 128^3 and 1024^3 force mesh resolution, respectively. High force resolution further combined with low mass resolution leads to very strong particle-particle scattering in std. PM (cf. Figure 13). The fourth and fifth panel show results obtained with the new TCM and T4PM methods, respectively, using 64^3 flow tracers and 1024^3 force resolution.

highest force resolution considered. Again, at the scale of the images shown in the figure, the results for T4PM are qualitatively identical to those for TCM, only the detailed caustic structure in the large clumps shows some differences, so that we investigate those in more detail now.

In Figure 14, we show the detailed structure of the clumps from Figure 13 for a few select cases of force resolution. The top panel shows the reference PM solution to which we compare the standard PM solutions at a force resolution of only 128^3 (middle left) and 256^3 cells (bottom left), as well as the TCM (middle right) and the T4PM (bottom right) result at 1024^3 force resolution. We note that at relatively low force resolution of 128^3 cells, the standard PM method reproduces larger scale caustics correctly, but, as expected, the central density is low at low force resolution, and the innermost caustics are not coincident with those in the reference case. Increasing the force resolution does not approach the correct solution however. With the 1024^3 force mesh, we observe a numerical solution that bears almost no resemblance to the reference solution. We note that both TCM and T4PM are able to reproduce both the small-scale and large-scale caustic structure in very good agreement with the reference case, using only 64^3

instead of 512^3 flow tracers. At the same time, a high central density is reached. In fact, this density is somewhat too high. This is a sign of a breaking down of the linear approximation as discussed in Section 2.6. The phase-space sheet has undergone super-Lagrangian growth in this region and refinement of our decomposition would be needed to accurately follow its evolution. Noting this limitation, we want to emphasise however how well the linear approximation represents the caustic structures and even small details of the density field outside of these heavily mixed regions. The problem is also present but slightly less severe for T4PM. We also note that the position of the outermost caustic (measured along the vertical direction) is closer to the centre for TCM than for T4PM and the reference case. This is also related to the loss of resolution with the consequential errors in mass deposition.

4 THREE-DIMENSIONAL HOT DARK MATTER SIMULATIONS

To complete our first investigation of the virtues and limitations of the TCM and T4PM methods, we next consider the case of three-dimensional cosmological structure formation from random initial conditions with an initial power spectrum with a well resolved cut-off scale. Such simulations are well known to exhibit artificial fragmentation in standard N -body methods.

4.1 Specifics of the Simulations

We have carried out cosmological N -body simulations of a volume of $40 h^{-1} \text{Mpc}$ length. The initial conditions for these single-mass-resolution simulations were generated with the MUSIC code (Hahn & Abel 2011) keeping large-scale phases identical with changing mass and spatial resolution. We assume a toy Λ HDM cosmological model with density parameters $\Omega_m = 0.276$, $\Omega_\Lambda = 0.724$, power spectrum normalization $\sigma_8 = 0.811$, Hubble constant $H_0 = 100 h \text{ km s}^{-1} \text{ Mpc}^{-1}$ with $h = 0.703$ and a spectral index $n_s = 0.961$. The transfer function translating the primordial spectrum of density fluctuations into the post-recombination era assumes a 300 eV dark matter particle, appropriate for a hot dark matter fluid with a free streaming scale of $\sim 7.7 h^{-1} \text{ Mpc}$, i.e. approximately one fifth of the box size we simulate. While being an utterly unrealistic model for our own Universe, this ensures plenty of resolution in the sheets and filaments expected to form before any haloes originate on that scale and will give us an opportunity to detail both the shortcomings of the old approaches and the benefits of the new method. All the simulations are started at redshift one hundred, well in the linear regime, and evolved down to $z = 0$.

4.2 A remark on fluids with a finite temperature

We note here that our novel method in its current state only applies to perfectly cold collisionless fluids where the dark matter sheet is infinitely thin. One might thus wonder if it can accurately model fluids which have a non-zero temperature such as WDM or HDM fluids. For the 300 eV toy problem that we study here, the microscopic velocity dispersion at $z = 0$ is in fact $\sigma_v \simeq 0.22 \text{ km/s}$ and scales with the expansion factor

a^{-1} to earlier times. Its impact on the initial conditions is adequately captured in the transfer function by erasing all perturbations below the maximum free-streaming scale. We note that this velocity dispersion describes the *microscopic* random velocities. Any attempt to sample the microscopic dispersion with macroscopic resolution elements will yield inconsistently large bulk motions, the finite thickness of the sheet would thus have to be modelled directly by incorporating it in the discretisation of the distribution function. Modelling a genuinely six-dimensional initial phase-space distribution would require a six-dimensional extension of our method (which is beyond the scope of this first paper). At the same time, the mean evolution is expected to be still well described by the perfectly cold limit. Furthermore, even for such a light DM particle, the velocity dispersion is at late times significantly lower than typical velocities that arise during gravitational collapse, such that differences away from the centers of haloes are expected to be small.

We wish to remark here also that it is precisely in the cold limit in which standard N -body methods have shown their shortcomings: a cold fluid with a finite perturbation spectrum (i.e. with no perturbations below some scale) is in principle unstable to all perturbations since the Jeans length is effectively zero everywhere. If any perturbations are introduced due to the discretization scheme, they can and will grow. We will show below that such behaviour is much reduced in our new method.

4.3 Analysis I : force and density fields

In Figure 15, we show maximum intensity projections of the magnitude of the gravitational force at $z = 0$ for the standard PM method (top row), TCM (middle row) and T4PM (bottom row). We keep the mass resolution constant at 128^3 particles and flow tracers, respectively, and vary the force resolution between 256^3 (left column), 512^3 (middle column) and 1024^3 cells (right column). The images directly show the magnitude of the force $\|\nabla\phi\|$ on the actual mesh that is used to compute the forces in the simulation, i.e. each pixel matches a force resolution element. We clearly observe fragmentation of the filamentary regions for the standard PM method when the force resolution is 512^3 or 1024^3 . Note that even 1024^3 corresponds only to a factor of 8 with respect to the mass resolution, still a factor of 4-8 short of the resolution typically employed for cosmological simulations. For TCM and T4PM, we see no sign of fragmentation of the filaments, instead they appear perfectly smooth, and even the associated caustics become visible in the force. At the same time, the limitations of our new methods become clearly visible. The force in the haloes is significantly larger, again reflecting the fact that our linear approximation to the distribution function breaks down there. This is further complicated by the zeroth order mass assignment scheme that we adopted for TCM, where mass is deposited in the centroid position only. If the tetrahedra are well mixed inside the haloes, the centroid is more likely to lie at the center position of the halo, leading to a bias in the gravitational force. This error can propagate to rather large scales, as can be seen from the large halo in the lower left side of the images. Only one halo is visible for standard PM while TCM predicts two distinct structures at higher force resolutions.

The additional bias in TCM due to all mass being deposited close to the center of a halo is of course remedied in T4PM which shows no such large-scale discrepancies to stan-

dard PM in the positions of haloes. The remaining error must thus be dominated by errors due to the piecewise linear approximation to the distribution function in strongly mixed regions. This can only be circumvented by refinement techniques (see also our discussion in Section 2.6).

While our method, without refinement, does not capture the correct dynamics in the high density regions of haloes, it clearly performs significantly better in regions of moderate overdensity compared to the standard PM method.

We next consider the case of fixed force and varying mass resolution. In Figure 16, we show maximum intensity projections of the CIC density field for standard PM (top row), TCM (middle row) and T4PM (bottom row). In all cases, we used a 512^3 mesh to compute the forces. We use 128^3 (left), 256^3 (middle) and 512^3 (right) particles and flow tracers, respectively. Our findings are much in line with the results above. At a mass resolution 1/4 the force resolution, the PM method shows strong fragmentation of the filaments that becomes weaker when the mass resolution is increased and disappears entirely when force and mass resolution are matched. At the same time, with TCM and T4PM, we see no sign of fragmentation. As before, we observe increased densities inside haloes in TCM, as well as errors in the positions of the most massive haloes for TCM, both are much smaller with T4PM. At the same time, we obtain a perfectly converged density field in low and intermediate density regions. In contrast to the PM results, all features of the density field present at low mass resolution are present also at higher resolutions.

The lack of artificial fragmentation of the new methods allows to measure the abundance of collapsed structures reliably. We show in Angulo et al. (2013) that T4PM yields a reliable mass function of haloes in WDM cosmologies with virtually no artificial haloes while Tree-PM produces the expected large fraction of small scale clumps.

4.4 Analysis II : density probability distribution functions

We now complement our visual analysis of the Λ HDM simulations with density probability distribution functions (PDFs). First, in Figure 17, we show the density PDFs obtained using the CIC mass deposition and thus from the density fields that are used as the source terms in the force calculation of the simulations. In all cases, for standard PM as well as for TCM and T4PM, we observe a slow convergence of the intermediate to low density part of the PDF with increasing particle number. This reflects exactly what we stressed already in the Introduction, namely that many particles are needed to obtain a reasonable density estimate in any point. At the lowest resolution we considered, i.e. 128^3 particles, the density PDFs for standard PM is only converged at overdensities $\delta \gtrsim 100$. The new methods TCM and T4PM benefit from the increased number of mass tracing particles so that the density PDF is converged at $\delta \gtrsim 10$ in the case of TCM and $\delta \gtrsim 2$ in the case of T4PM when using 128^3 flow tracing particles. With the same number of flow tracers as in the standard PM case, we thus achieve a much improved density estimate at intermediate densities. This clearly indicates that at these densities, the number of flow tracers is not the limiting factor of a good density estimate, but the CIC mass assignment. While TCM and T4PM thus perform significantly better at low and intermediate densities, we clearly see the limitation of these methods that we discussed before. Both, TCM and T4PM do not con-

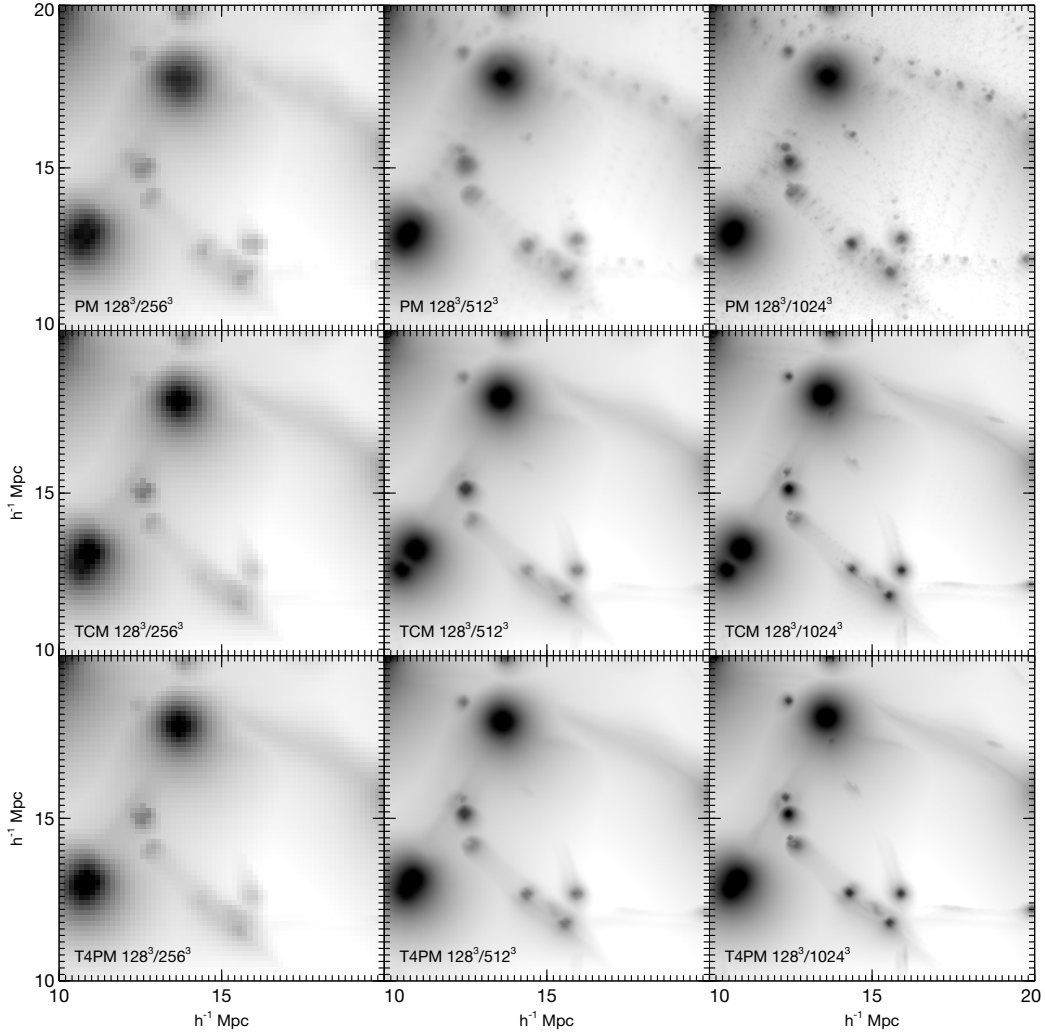


Figure 15. Maximum intensity projections of the magnitude of the gravitational force, $\log_{10} \|\nabla\phi\|$, in a region $10 \times 10 \times 40 h^{-3} \text{Mpc}^3$ for simulations with fixed mass and varying force resolution. The image resolution directly corresponds to the resolution of the mesh used to compute the gravitational force in the simulations. The force resolution increases from 256^3 cells (left column) to 512^3 cells (center) to 1024^3 (right column). (Top row:) results for the standard PM method with 128^3 particles. (Middle row:) results for the TCM method, using 128^3 tracer particles. (Bottom row:) results for the T4PM method with 128^3 tracers. The artificial fragmentation of the filaments is clearly visible for the standard PM method at high force resolution. No such fragmentation is visible for neither TCM nor T4PM.

verge at the highest densities. We see here clear evidence that at densities $\delta \gtrsim 100$, densities are consistently shifted upwards compared to the standard PM method with a pronounced excess at the highest densities $\delta \gtrsim 2000$. As discussed before, we expect that the methods break down in regions of heavy mixing which should only occur inside of haloes, consistent with the deviations that we see only at densities $\delta \gtrsim 100$.

Finally, we also investigate the density PDFs obtained from density estimates that directly use the tessellation of the dark matter sheet density (as in AHK11). The results for standard PM and TCM are shown in Figure 18. We first observe that we obtain density PDFs that are completely independent of resolution at densities $\delta \lesssim 1000$ demonstrating the much improved quality of density estimates based on the dark matter sheet when compared to the CIC estimates. At the same time, we now see that all estimates based on either standard PM or TCM do not converge at the highest densities for the resolutions we considered. Since the CIC estimate for standard PM was perfectly converged at those densities, we can

conclude that it is in fact the piecewise linear approximation that breaks down in the highest density regions. Since the density estimate is perfect in all other regions even with the lowest number of flow tracers considered, it is clear that the resolution needs to be improved only in regions of heavy mixing and not globally.

4.5 Analysis III : density power spectra

We finally quantify the differences in the density fields sourcing the gravitational forces using density power spectra. We calculate these power-spectra from the actual density field that is used in the gravitational force determination. We consider here the case of a force resolution fixed to 512^3 cells and varying mass resolution from 128^3 to 256^3 to 512^3 particles and flow tracers, respectively, i.e. for the same simulations as in Figure 16. The bin positions and sizes are identical for all spectra we show.

Figure 19 shows the density power spectra at two times,

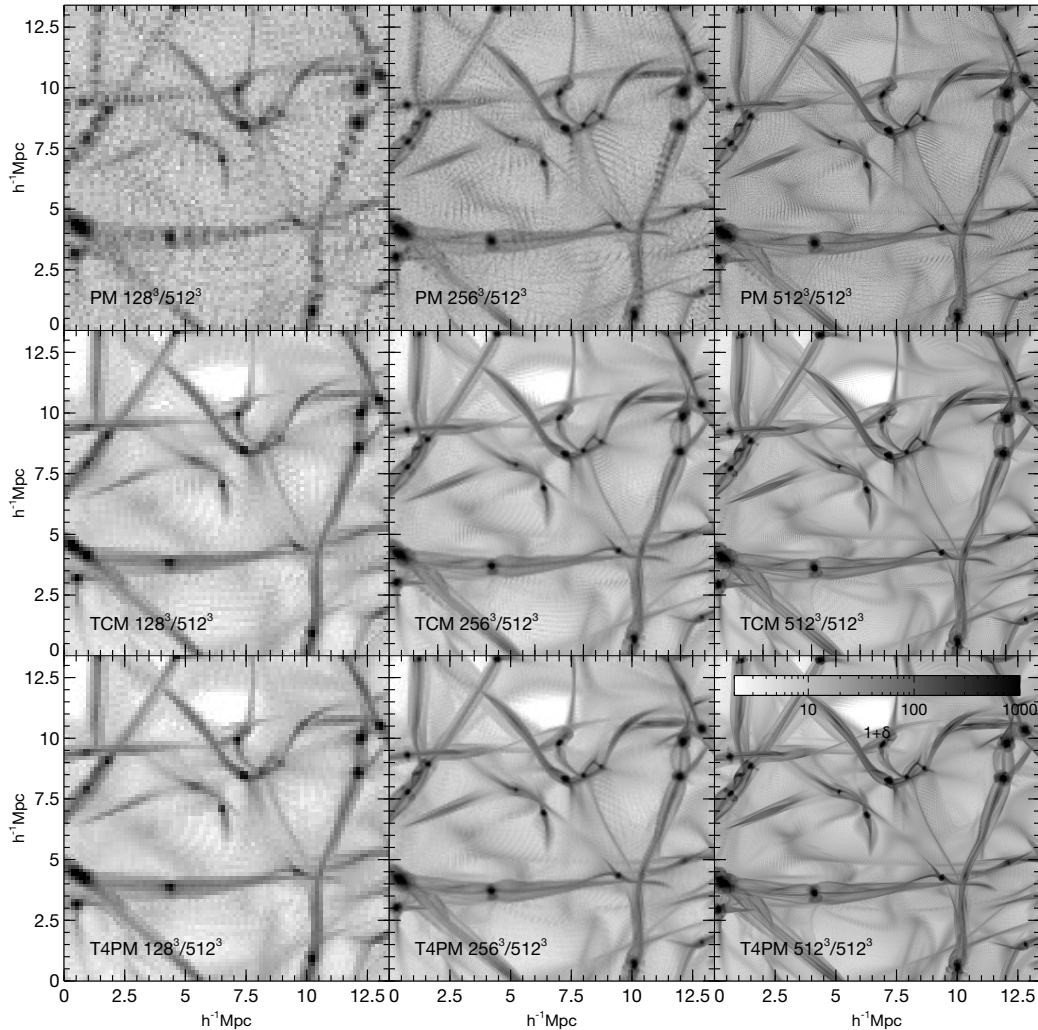


Figure 16. Density fields at fixed force resolution with increasing mass resolution for the two methods. Shown is the maximum density projection of a $13 \times 13 \times 40 h^{-3} \text{Mpc}^3$ region in the 128^3 , 256^3 and 512^3 particle simulations for standard PM (top row), TCM (middle row) and T4PM (bottom row). In all cases a 512^3 mesh was used to compute the forces. CIC density estimates were obtained on a mesh with two times the number of cells compared to the number of particles per linear dimension, i.e. 256^3 for the 128^3 particle runs for example. Compared to the PM simulations, all the beads-on-a-string artificial fragments are gone in TCM and T4PM.

$z = 4.3$ (top row) and $z = 0$ (bottom row). Already in the high redshift spectrum, significant non-linear growth has occurred (the linearly scaled initial power spectrum is shown in the figure as a thin black line). At these early times, we see that all methods converge to the same result, albeit with important differences in their convergence behaviour:

- Standard PM: the power spectra at wave numbers smaller than the Nyquist wave number of the initial particle lattice agree perfectly, while a pronounced peak is visible at the Nyquist wave number that simply shifts to larger k with increasing mass resolution.
- TCM: As in standard PM, a prominent peak is visible that is however shifted to larger k , as expected because the mass tracers have a two times larger wave number in the initial particle lattice than the flow tracers. Also, we observe that the solution at low mass resolution very slightly undershoots the solution at higher mass resolution at intermediate wave numbers.
- T4PM: Quite in contrast to both standard PM and TCM, no pronounced peak at large wave numbers is visible since the

initial distribution of mass tracers has much less symmetries than in the other cases². Similarly to the TCM case, at the lowest mass resolution, the power spectrum very slightly underestimates the density at intermediate wave numbers.

At late times, when the non-linear part of the power spectrum is dominated by haloes, the outcome of this comparison is very different. The standard PM results all converge to the same spectrum, apart from some excess power at the highest wave numbers in the lowest mass resolution case. For the new methods, no similar convergence can be observed. As we have already discussed above, at densities $\delta \gtrsim 100$ and hence in regions of strong mixing inside of haloes, the linear approximation to the phase space distribution function breaks down leading to overestimated densities in the centres of haloes. The

² It is important to note here that the reduced symmetry of the initial particle distribution when using an initial glass or quaquaversal distribution alone did not have an effect on the amount of fragmentation observed by Wang & White (2007).

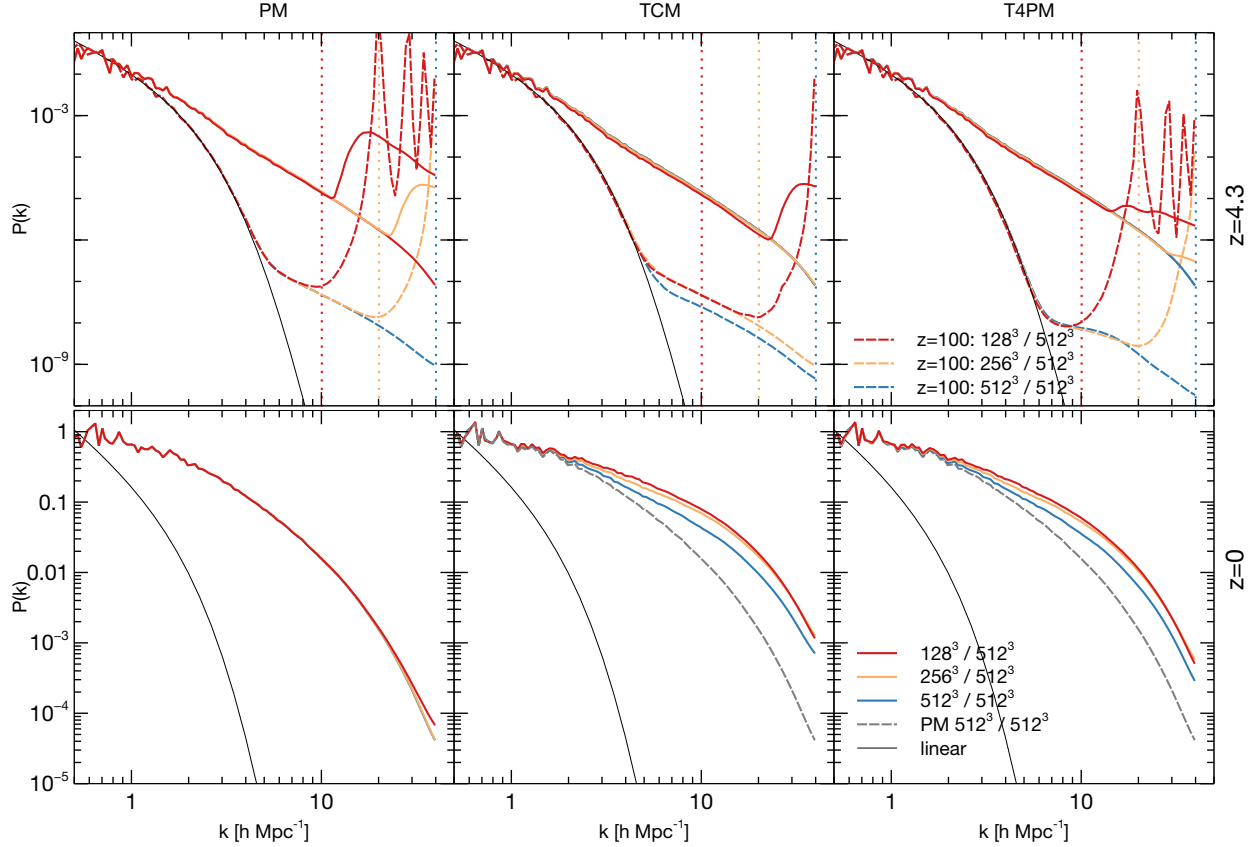


Figure 19. The density power-spectra at three redshifts, $z = 100$ and $z = 4.3$ (top row panels), as well as $z = 0$ (bottom row panels) for our resolution study where the particle number was changed from 128^3 (red) to 256^3 (yellow) to 512^3 (blue) and the force resolution was kept constant at 512^3 cells. The power-spectra shown are computed using the same mass assignment and mesh resolution as in the actual simulation (left panels: standard PM, centre panels: TCM, right panels: T4PM). For comparison, we show the reference result obtained with standard PM using 512^3 particles and a force resolution of 512^3 as a grey dashed line, as well as the linearly scaled initial power spectrum as a thin black line. In the top row panels, the initial power spectra at $z = 100$ are also shown by dashed lines. The coloured vertical dashed lines in the top panels indicate the Nyquist wavenumber of the 128^3 , 256^3 and 512^3 N -body and tracer particles respectively. While the new methods perform well in this test at high redshift, the strong mixing in the interior of haloes at late times leads to a runaway overestimation of the density inside haloes that is stronger in TCM than in T4PM. At the same time, it is remarkable how none of the problems of standard PM (cf. Figures 15 and 16) stands out in this commonly used diagnostic of cosmological simulations.

TCM power spectra are the highest, their amplitude at large k decreasing with increasing mass resolution. The T4PM spectra are somewhat lower, but qualitatively still show the same deviation from the standard PM result. It is obvious that the reduced difference when going from TCM to T4PM is due to increased accuracy in modelling the mass distribution of the tetrahedra. The sudden drop in power when going from 256^3 to 512^3 flow tracers is however present in both cases and clearly hints at the critical importance to resolve the distribution function accurately in high density regions. The goal of a future refinement approach thus has to be to insert the additional flow tracers only where needed.

Finally, in Figure 20, we show power spectra computed directly from the dark matter sheet tessellation for standard PM and TCM. Here, instead of performing a CIC deposit at the particle and mass tracer positions, we projected the tetrahedra directly into a three dimensional array of 256^3 cells. We then used the FFT to compute the power spectra. We see now a resolution dependent increase in power at large k also in the standard PM case (upper panel). This excess is smaller than in the TCM case (lower panel) where the overestimated densities in haloes have already dynamically lead to a run-

away increase. This is clear further evidence that it is indeed the break-down of the piecewise linear approximation in haloes that causes the observed excess power at high k compared to the power spectra obtained with CIC for the standard PM method. It is thus also clear that we cannot quote a maximum value of k up to which the method performs well in the deeply non-linear regime. Since it fails in small regions of space (the centers of haloes), these will be spread out in Fourier space over large ranges of wavenumbers k . At the same time, the density PDFs indicate that the method provides well converged results up to overdensities of $\delta \lesssim 100$.

5 DISCUSSION

Numerical simulations of large scale structure formation are by now a standard tool in physical cosmology (e.g. Peebles 1971; Davis et al. 1985; Efstathiou et al. 1985; Bertschinger 1998; Heitmann et al. 2008; Springel et al. 2005; Boylan-Kolchin et al. 2009, to name but a few). Thousands of studies have ran such calculations or used results from them. They are used to calibrate analytical approaches (e.g. Sheth et al. 2001;

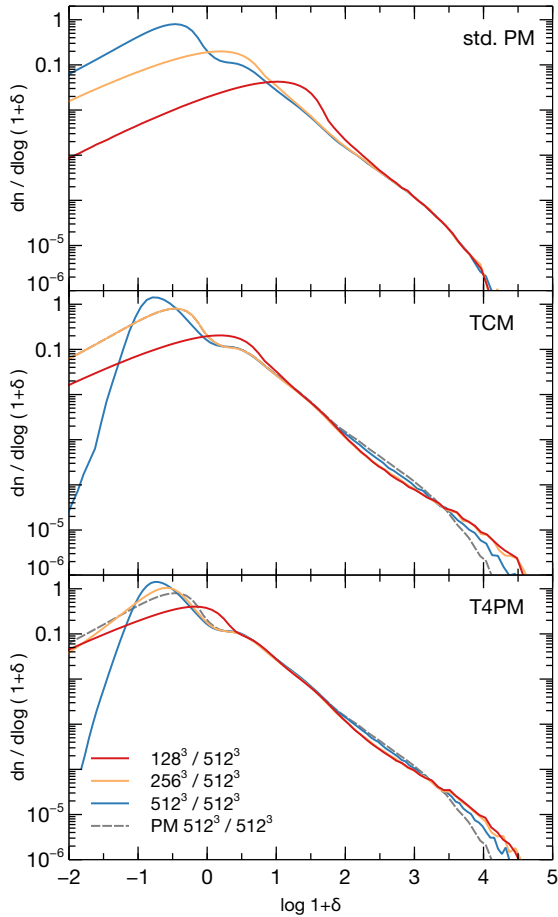


Figure 17. Probability distribution functions of the CIC density field for the HDM simulations at fixed force and varying mass resolution. All PDFs were obtained from a 512^3 mesh, i.e. the density fields are the exact density fields that source the gravitational forces in the gravity solver in each case.

Pueblas & Scoccimarro 2009), create Mock galaxy catalogues (Kauffmann et al. 1999; Springel et al. 2005; Conroy et al. 2006), connect gravitational lensing measurements to theory (Bartelmann et al. 1998; Jain et al. 2000; Schrabback et al. 2010; Becker & Kravtsov 2011), and measure cosmological parameters (Seljak et al. 2005; Cole et al. 2005; Viel & Haehnelt 2006). Remarkably, to the best of our knowledge, the basic methodology and underlying numerical algorithms, which are practical for three dimensional calculations, have not evolved. For more than 20 years all algorithms used today have been known (Hockney & Eastwood 1981, and references therein) and refinements have mostly focused on increasing the dynamic range of the force calculation. Doroshkevich et al. (1980) applied the particle–mesh (PM) technique to study cosmological structure formation in two dimensions, Klypin & Shandarin (1983) in three dimensions. Efstathiou et al. (1985) discussed the extension to particle-particle particle-mesh (P^3M). Barnes & Hut (1986) developed the tree–algorithm, Couchman (1991) gave the first implementation of AP^3M the mesh refined particle-particle particle-mesh code, and Xu (1995) combined the tree approach for short-range and the PM approach for long-range forces. These approaches are found in all modern cosmological simulations codes which are applied to study flow problems of collisionless dark matter evolving under its own

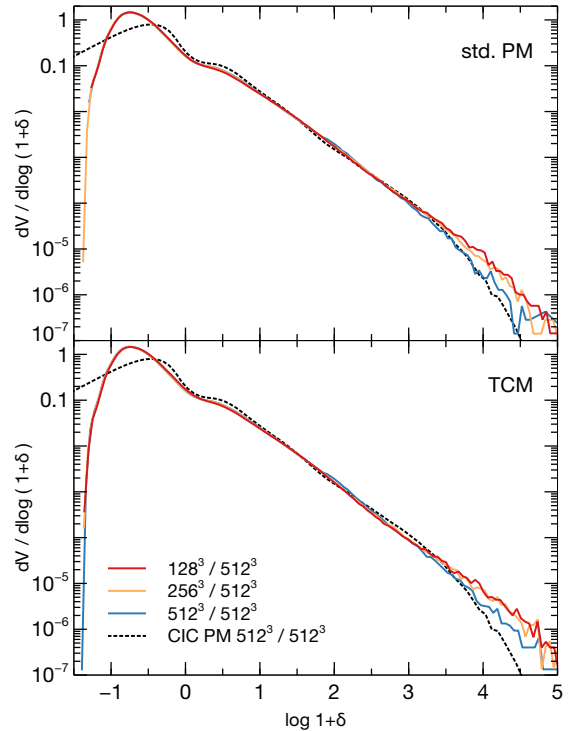


Figure 18. Probability distribution functions of the density computed using the dark matter sheet tessellation for the HDM simulations at fixed force and varying mass resolution. Shown are the density estimates for the standard PM method (top) as well as for TCM (bottom) using 128^3 (red), 256^3 (yellow) and 512^3 (blue) particles. For comparison, the density PDF obtained using CIC for the standard PM method from Figure 17 is also shown (black dotted).

gravity (e.g. Bryan & Norman 1997; Pearce & Couchman 1997; Teyssier 2002; Wadsley et al. 2004; Springel 2005).

The difference between these algorithms is solely how the gravitational potential is evaluated on the set of massive particles they seek to evolve. These particles are both tracers of the flow, and sources of the gravitational potential. The method which we introduced here is, to the best of our knowledge, the first approach that conceptually separates these roles. The potential is sourced by pseudo-particle approximations to the tetrahedral decomposition of the dark matter sheet in phase space which is created by the tracers of the fluid flow (particles). This concept has many advantages and will likely enable a larger class of methods to be developed in the future. One key aspect is that the fluid flow tracers track the corners of the fluid volumes one is considering. The dark matter sheet evolves in phase space in a volume preserving fashion. For sufficiently resolved situations, all such methods can reduce the collisionality that has plagued standard N -body codes for decades. The proposal here is about the simplest implementation of these ideas one can imagine. Given that it already gives the benefits we documented one can be optimistic that even better accuracy can be achieved with further improvements.

The method proposed explicitly relies on the dark matter sheet being tracked accurately. However, our results in this paper indicate that Lagrangian motion of the flow tracers is insufficient to track the full evolution of the phase space sheet inside of haloes, where mixing occurs. The obvious next step is thus to allow for a refinement of the piecewise linear approximation that we adopted. We have outlined in Section 2.6

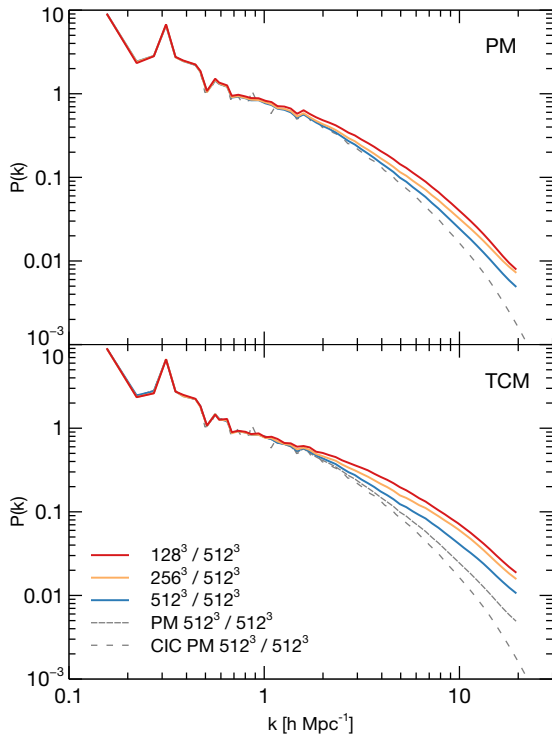


Figure 20. The density power-spectra at $z = 0$ computed from the dark matter sheet tessellation for the HDM simulations at fixed force and varying mass resolution. The tessellation has been projected onto a 256^3 mesh from which the power spectrum is computed via FFT. The top panel shows the results for standard PM, the bottom panel the results for TCM using 128^3 (red), 256^3 (yellow) and 512^3 particles (blue). In the bottom panel, for comparison, we also show the results for the standard PM method with 512^3 particles using both the tessellation and simple CIC deposit into a 512^3 mesh (same curve as in Figure 19, bottom left panel).

a straightforward way to arrive at such an adaptive approach that we will discuss in detail in a future publication, and that logically extends our methods also into those regions of the flow where strong mixing occurs without wasting resolution on those regions that are dominated by larger scale linear motion (i.e. translation and shear) where our method is accurate.

As the GPU renderings in Figure 1 demonstrate, but see also AHK12 and Kaehler et al. (2012), it is not difficult to find a highly accurate dark matter density with high fidelity and dynamic range. One may further take advantage of that high quality density field when calculating the forces acting on the fluid instead of relying on pseudo-particle approximations. A promising area here is the ubiquitous role of GPU based super-computing. OPENGL e.g. allows to directly render into three dimensional textures (see Kaehler et al. 2012, where we demonstrate specifically how this can be achieved for the tetrahedra). This will allow to use the full information of the dark matter sheet projected into real space to be used as the source for the potential calculation. We have already developed a prototype which is already of great convenience for visualization and likely can be extended also to “on the fly” force calculations. In particular, fast Fourier methods have already been ported to the graphics hardware allowing one to keep data on the device rather than shipping it back and forth between the host and the graphics card. The way AMR codes such as ENZO (Bryan & Norman 1997; Bryan et al. 2001;

O’Shea et al. 2004) or RAMSES (Teyssier 2002) solve the gravitational potential can be extended to take advantage of tetrahedral PM. Such implementations could remain fully adaptive in space and extend the fixed force resolution calculations we have presented here.

6 SUMMARY

Following the dark matter sheet in phase space has allowed us to improve upon traditional particle-mesh simulation codes. Our rather simple extension shows great promise and already alleviates the numerical instabilities seen in hot/warm dark matter simulations for more than two decades. We summarize our findings as follows:

(1) We discuss a novel method that explicitly makes use of the three dimensional nature of the phase space sheet to compute forces in cosmological N -body simulations. Using a piecewise linear approximation to the phase space distribution function, consisting in a decomposition of the sheet into tetrahedra, we estimate the density field using the cloud-in-cell deposition at pseudo-particle positions approximating the tetrahedra onto a mesh. Specifically, in the TCM approach, we approximate each tetrahedron at monopole order by a single particle at its centroid position, and in the T4PM approach at quadrupole order by four particles. Forces are then computed using the fast Fourier transform as in standard PM codes.

(2) Since the proposed method relies on an accurate tracking of the full phase space sheet, we observe its limitations when the structure of the sheet grows faster than can be tracked by the Lagrangian motion of the tracer particles. This leads to unphysical behaviour of our method in high density regions. We outline how this can be circumvented by adaptive refinement but defer an analysis to future work and instead focus on known problems of the traditional N -body approach.

(3) We investigate several low dimensional test problems. We find that collisionality is much reduced in plane wave collapse tests, both axis parallel and oblique to the initial particle distribution. We find that the proposed method approaches the correct solution with increasing force resolution. This is in contrast to the standard PM method where the phase space structure gets destroyed quickly by two-body relaxation effects.

(4) Using a two dimensional test problem, we demonstrate how well our novel method tracks the caustic structure, while the standard N -body method suffers from growth of small scale noise and collisionality that prevent simultaneous accurate solutions of both the large scale and small scale caustic structure.

(5) We considered structure formation in a cosmology with an initial power spectrum with truncated small scale power. In contrast to the standard PM approach, we find that our new method shows no signs of artificial fragmentation in filaments. We observe that when the piecewise linear approximation breaks down inside of haloes, our new method leads to the unphysical behaviour discussed in point (2). At the same time, we obtain a much smoother force field that much more accurately reflects the forces in moderate density regions, even at high force and low mass resolution. We find good convergence up to moderate overdensities $\delta \lesssim 100$.

While currently this clearly presents a limitation for CDM simulations where the collapse fraction is essentially unity, in WDM/HDM simulations the method allows to reveal – without any sign of fragmentation – the sharp caustic features

and pronounced one- and two-dimensional structures that are typical for these cosmologies and that are lost in artificial fragmentation when standard N -body methods are employed.

ACKNOWLEDGEMENTS

O.H. acknowledges support from the Swiss National Science Foundation (SNSF) through the Ambizione fellowship. T.A. gratefully acknowledges support by the National Science Foundation through award number AST-0808398 and the LDRD program at the SLAC National Accelerator Laboratory as well as the Termer fellowship at Stanford University. We gratefully acknowledge the support of Stuart Marshall and the SLAC computational team, as well as the computational resources at SLAC. We thank Yu Lu, Sergei Shandarin, Romain Teyssier and Alexander Hobbs for comments and suggestions. We thank the anonymous referee for insightful comments that helped to strengthen the presentation of this paper.

REFERENCES

- Abel T., Bryan G. L., Norman M. L., 2002, *Science*, 295, 93
 Abel T., Hahn O., Kaehler R., 2012, *MNRAS* in press
 Alexandrov P., 1961, *Elementary Concepts of Topology*. Dover, New York
 Angulo R. E., Hahn O., Abel T., 2013, arXiv:1304.2406
 Bagla J. S., Khandai N., 2009, *MNRAS*, 396, 2211
 Barnes J., Hut P., 1986, *Nature*, 324, 446
 Bartelmann M., Huss A., Colberg J. M., Jenkins A., Pearce F. R., 1998, *A&A*, 330, 1
 Becker M. R., Kravtsov A. V., 2011, *ApJ*, 740, 25
 Bertschinger E., 1998, *ARA&A*, 36, 599
 Bode P., Ostriker J. P., Turok N., 2001, *ApJ*, 556, 93
 Boylan-Kolchin M., Springel V., White S. D. M., Jenkins A., Lemson G., 2009, *MNRAS*, 398, 1150
 Bryan G. L., Abel T., Norman M. L., 2001, in *Proceedings of Supercomputing 2001 Achieving extreme resolution in numerical cosmology*. arXiv:astro-ph/0112089
 Bryan G. L., Norman M. L., 1997, in *Clarke D. A., West M. J., eds, Computational Astrophysics; 12th Kingston Meeting on Theoretical Astrophysics Vol. 123 of Astronomical Society of the Pacific Conference Series, Simulating X-Ray Clusters with Adaptive Mesh Refinement*. pp 363–+
 Centrella J., Melott A. L., 1983, *Nature*, 305, 196
 Centrella J. M., Gallagher III J. S., Melott A. L., Bushouse H. A., 1988, *ApJ*, 333, 24
 Chang P., Spitkovsky A., Arons J., 2008, *ApJ*, 674, 378
 Cole S., Percival W. J., Peacock J. A., Norberg P., Baugh C. M., Frenk C. S., Baldry I., Bland-Hawthorn J., Bridges T., Cannon R., Colless M., Collins C., Couch W., Cross N. J. G., Dalton G., Eke V. R., De Propris R. e. a., 2005, *MNRAS*, 362, 505
 Conroy C., Wechsler R. H., Kravtsov A. V., 2006, *ApJ*, 647, 201
 Conway J. H., Radin C., 1998, *Inventiones Mathematicae*, 132, 179
 Couchman H. M. P., 1991, *ApJ*, 368, L23
 Davis M., Efstathiou G., Frenk C. S., White S. D. M., 1985, *ApJ*, 292, 371
 Diemand J., Moore B., Stadel J., Kazantzidis S., 2004, *MNRAS*, 348, 977
 Doroshkevich A. G., Kotok E. V., Poliudov A. N., Shandarin S. F., Sigov I. S., Novikov I. D., 1980, *MNRAS*, 192, 321
 Efstathiou G., Davis M., White S. D. M., Frenk C. S., 1985, *ApJS*, 57, 241
 Götz M., Sommer-Larsen J., 2003, *Ap&SS*, 284, 341
 Hahn O., Abel T., 2011, *MNRAS*, 415, 2101
 Hansen S. H., Agertz O., Joyce M., Stadel J., Moore B., Potter D., 2007, *ApJ*, 656, 631
 Heitmann K., Lukić Z., Fasel P., Habib S., Warren M. S., White M., Ahrens J., Ankeny L., Armstrong R., O’Shea B., Ricker P. M., Springel V., Stadel J., Trac H., 2008, *Computational Science and Discovery*, 1, 015003
 Hockney R. W., Eastwood J. W., 1981, *Computer Simulation Using Particles*
 Iannuzzi F., Dolag K., 2011, *MNRAS*, 417, 2846
 Jain B., Seljak U., White S., 2000, *ApJ*, 530, 547
 Kaehler R., Hahn O., Abel T., 2012, *IEEE Transactions on Visualization and Computer Graphics*, 18
 Kauffmann G., Colberg J. M., Diaferio A., White S. D. M., 1999, *MNRAS*, 303, 188
 Klypin A. A., Shandarin S. F., 1983, *MNRAS*, 204, 891
 Knebe A., Kravtsov A. V., Gottlöber S., Klypin A. A., 2000, *MNRAS*, 317, 630
 Lovell M. R., Eke V., Frenk C. S., Gao L., Jenkins A., Theuns T., Wang J., White S. D. M., Boyarsky A., Ruchayskiy O., 2012, *MNRAS*, 420, 2318
 Ludlow A. D., Porciani C., 2011, *MNRAS*, 413, 1961
 Makino J., 1999, *Journal of Computational Physics*, 151, 910
 Marcos B., 2008, *Communications in Nonlinear Science and Numerical Simulations*, 13, 119
 Melott A. L., 2007, arXiv e-prints 0709.0745
 Melott A. L., Shandarin S. F., 1989, *ApJ*, 343, 26
 Melott A. L., Shandarin S. F., Splinter R. J., Suto Y., 1997, *ApJ*, 479, L79
 O’Shea B. W., Bryan G., Bordner J., Norman M. L., Abel T., Harkness R., Kritsuk A., 2004, *ArXiv Astrophysics e-prints*
 Pearce F. R., Couchman H. M. P., 1997, *New Astronomy*, 2, 411
 Peebles P. J. E., 1971, *Physical cosmology*. Princeton Series in Physics, Princeton, N.J.: Princeton University Press, 1971
 Peebles P. J. E., Melott A. L., Holmes M. R., Jiang L. R., 1989, *ApJ*, 345, 108
 Pelupessy F. I., Schaap W. E., van de Weygaert R., 2003, *A&A*, 403, 389
 Power C., Navarro J. F., Jenkins A., Frenk C. S., White S. D. M., Springel V., Stadel J., Quinn T., 2003, *MNRAS*, 338, 14
 Price D. J., 2007, *Publications of the Astronomical Society of Australia*, 24, 159
 Pueblas S., Scoccimarro R., 2009, *Phys. Rev. D*, 80, 043504
 Schrabback T., Hartlap J., Joachimi B., Kilbinger M., Simon P., Benabed K., Bradač M. e. a., 2010, *A&A*, 516, A63
 Seljak U., Makarov A., Mandelbaum R., Hirata C. M., Padmanabhan N., McDonald P., Blanton M. R., Tegmark M., Bahcall N. A., Brinkmann J., 2005, *Phys. Rev. D*, 71, 043511
 Shandarin S., Habib S., Heitmann K., 2012, *Phys. Rev. D*, 85, 083005
 Shandarin S. F., Zeldovich Y. B., 1989, *Reviews of Modern Physics*, 61, 185
 Sheth R. K., Mo H. J., Tormen G., 2001, *MNRAS*, 323, 1
 Sommer-Larsen J., Dolgov A., 2001, *ApJ*, 551, 608
 Splinter R. J., Melott A. L., Shandarin S. F., Suto Y., 1998, *ApJ*, 497, 38

- Springel V., 2005, MNRAS, 364, 1105
Springel V., White S. D. M., Jenkins A., Frenk C. S., Yoshida N., Gao L., Navarro J., Thacker R., Croton D., Helly J., Peacock J. A., Cole S., Thomas P., Couchman H., Evrard A., Colberg J., Pearce F., 2005, Nature, 435, 629
Teyssier R., 2002, A&A, 385, 337
Valinia A., Shapiro P. R., Martel H., Vishniac E. T., 1997, ApJ, 479, 46
Viel M., Haehnelt M. G., 2006, MNRAS, 365, 231
Vogelsberger M., White S. D. M., 2011, MNRAS, 413, 1419
Wadsley J. W., Stadel J., Quinn T., 2004, New Astronomy, 9, 137
Waldvogel J., 1979, Zeitschrift Angewandte Mathematik und Physik, 30, 388
Wang J., White S. D. M., 2007, MNRAS, 380, 93
White S. D. M., 1994, arXiv e-prints astro-ph/9410043
Xu G., 1995, ApJS, 98, 355
Yoshikawa K., Yoshida N., Umemura M., 2013, ApJ, 762, 116
Zel'dovich Y. B., 1970, A&A, 5, 84