

Momentum dependences of charmonium properties from lattice QCD

Heng-Tong Ding

Physics Department, Brookhaven National Laboratory, Upton, NY 11973, USA

Abstract

Charmonia produced in initial hard parton scatterings during heavy ion collisions move with respect to the medium rather than flow with the medium. Lattice studies suggest that charmonium bound states at the rest are dissociated at $T \gtrsim 1.5 T_c$. We present results on momentum dependences of charmonium properties in a hot medium from lattice QCD Monte Carlo simulations. The dispersion relation of the screening mass and the change of correlation and spectral functions at various temperatures and momenta are discussed.

1. Introduction

In medium hadron properties can provide useful information about the hot medium formed during heavy ion collisions [1], in particular heavy quarkonium can probe the deconfinement aspect of QGP and serve as a QGP thermometer [2]. In recent years there have been great progress in understanding the properties of heavy quarkonium at rest in the medium from lattice QCD Monte Carlo simulations and heavy quark effective theories [3, 4]. However, quarkonia that are produced from initial hard parton collisions are moving with respect to medium since J/ψ almost does not flow with the medium up to $p_\perp \sim 8 \text{ GeV}/c$ [5, 6]. Properties of moving heavy quarkonia have been investigated by modeling J/ψ traveling in a finite temperature gas of mesons [7] and also in the weak coupling regime using effective theories [8, 9] as well as in the strong coupling regime using the AdS/CFT analogy [10]. These studies all suggest that the bound state peaks get attenuated [7, 8, 10] rather than unmodified [11] at large momenta.

The moving J/ψ with respect to a thermal heat bath can be treated as an external particle in an equilibrium background and its properties are thus suitable to be investigated on the lattice. From lattice QCD Monte Carlo simulations one can calculate various correlation functions, i.e. spatial correlation functions $G_H(z, \mathbf{p}_\perp, \omega_n)$ and temporal correlation functions $G_H(\tau, \mathbf{p})$. They are related with the spectral function $\rho_H(\omega, \mathbf{p}, T)$ in the following

$$G_H(\tau, \mathbf{p}) = \sum_{x,y,z} \exp(-i\mathbf{p} \cdot \mathbf{x}) \langle J_H(0, \mathbf{0}) J_H^\dagger(\tau, \mathbf{x}) \rangle = \int_0^\infty \frac{d\omega}{2\pi} \frac{\cosh(\omega(\tau - 1/2T))}{\sinh(\omega/2T)} \rho_H(\omega, \mathbf{p}, T), \quad (1)$$

$$G_H(z, \mathbf{p}_\perp, \omega_n) = \sum_{x,y,\tau} \exp(-i\mathbf{p} \cdot \mathbf{x}) \langle J_H(0, \mathbf{0}) J_H^\dagger(\tau, \mathbf{x}) \rangle = \int_{-\infty}^\infty \frac{dp_z}{2\pi} \exp(ip_z z) \int_0^\infty \frac{d\omega}{\pi} \frac{\omega \rho_H(\omega, \mathbf{p}, T)}{\omega^2 + \omega_n^2}, \quad (2)$$

where J_H is a local meson operator and has a form of $\bar{q}\Gamma_H q$. $\Gamma_H = \gamma_5$ stands for the pseudo scalar channel (η_c) and $\Gamma_H = \gamma_\mu$ stands for the vector channel (J/ψ). τ is the Euclidean time and restricted by the inverse temperature, i.e. $\tau T \leq 1$, z is the spatial distance and is not limited by

the temperature, $\mathbf{p}_\perp = (p_x, p_y)$ is the transverse momentum, $\tilde{\mathbf{p}} = (\mathbf{p}_\perp, \omega_n)$, $\omega_n = 2\pi nT$ are the Matsubara frequencies and $\tilde{\mathbf{x}} = (x, y, \tau)$.

All information on quarkonium properties are enclosed in the spectral function and thus the task in principle is straightforward, i.e. to extract the spectral function from temporal or spatial correlation functions. Normally one extracts spectral functions from the temporal correlation functions as obviously the spatial correlation function has a more intricate relation with the spectral function than the temporal one.

2. Lattice QCD results

The charmonium properties at vanishing momentum has been recently investigated on large and fine quenched lattices in Ref. [12], in which both P wave states (η_c and J/ψ) and S wave states (χ_{c0} and χ_{c1}) are found to dissolve at $T \gtrsim 1.5 T_c$. In this proceeding we report results on the momentum dependences of charmonium properties measured on the finest lattice used in Ref. [12].

At nonzero ‘‘momentum’’ ($\mathbf{p}_\perp \neq 0$ or $\omega_n \neq 0$), the exponential decay at large distance of the spatial correlator may be described by an energy E_{sc}

$$G(z, \mathbf{p}_\perp, \omega_n) \sim \exp(-E_{sc}z), \quad E_{sc}^2 = \mathbf{p}_\perp^2 + \frac{\omega_n^2}{A^2} + m_{sc}^2, \quad (3)$$

where m_{sc} is the screening mass which can differ from the pole mass if $A(T) \neq 1$. It is worth noting that the above ansatz is based on the dispersion relation in the continuum limit.

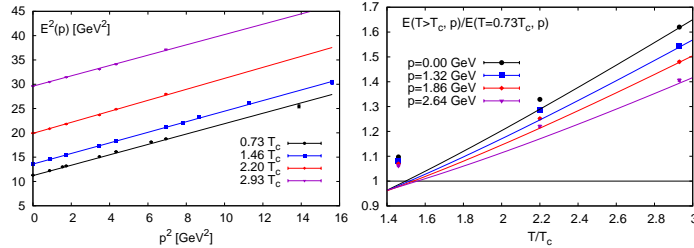


Figure 1: Left: the dispersion relation of the screening mass in the pseudo scalar channel. The solid lines are linear fits to the data. Right: ratio of E_{sc} at $T > T_c$ to those at $T = 0.73T_c$ with same momenta. The solid lines are results from free field theory with charm quark mass $m_c = 1.1$ GeV.

We show the dispersion relation of the screening mass in the pseudo scalar channel in the left plot of Fig. 1. The results are obtained from calculations performed on $128^3 \times N_\tau$ lattices at 0.73, 1.46, 2.20 and 2.93 T_c . The solid lines denote the dispersion relation obtained by fitting with a linear ansatz. We found that the slope of the dispersion relation almost does not change with temperature and only the intercept, i.e. screening mass at rest, changes with T . In the right plot of Fig. 1 we show the ratio of E_{sc} at $T > T_c$ to those at $T = 0.73T_c$ with same momenta. The solid lines denote the results from free field theory using a charm quark mass of 1.1 GeV [12]. At vanishing momentum, the deviations from unity are around 10% at the lowest temperature and more at higher temperature. This magnitude of deviation is comparable with those obtained from full lattice QCD simulations [14]. The ratio becomes closer to unity with increasing momentum

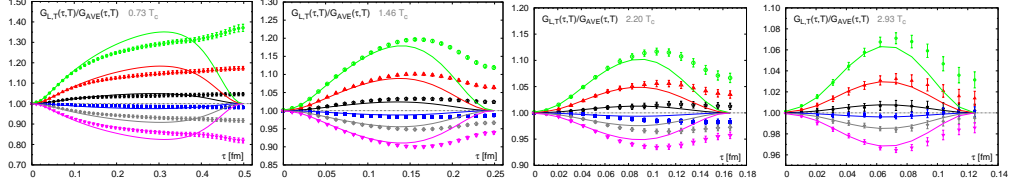


Figure 2: Ratios of longitudinal $G_L(\tau, T, p)$ and transverse $G_T(\tau, T, p)$ components of the vector correlation functions $G_{V_{ii}}(\tau, T, p)$ to the averaged correlator $G_{AVE}(\tau, T, p)$. at $0.73, 1.46, 2.20$ and $2.93 T_c$. $G_{V_{ii}}(\tau, T, p)$ are obtained using $J_H = \bar{q}\gamma_i q$ and $G_{AVE}(\tau, T, p) = G_{V_{ii}}(\tau, T, \mathbf{p})/3 = (G_L(\tau, T, \mathbf{p}) + 2G_T(\tau, T, \mathbf{p}))/3$. Longitudinal or transverse components are defined such that the momentum are parallel or perpendicular to the γ_i , e.g. with $\mathbf{p}=(0.93, 0, 0)$ GeV, the longitudinal component is G_{V_1} and the transverse components are G_{V_2} and G_{V_3} . In each plot the six sets of data points from top to bottom correspond to G_L/G_{AVE} at $\mathbf{p}=(0.93, 1.86, 2.97)$ GeV and G_T/G_{AVE} at $\mathbf{p}=(2.97, 1.86, 0.93)$ GeV. The solid lines correspond to results obtained from free field theory with charm quark mass $m_c = 1.1$ GeV.

as in the infinite momentum limit the ratio approaches unity. It is also intuitively expected that the ratio gets closer to the value obtained from free field theory at higher temperatures.

In Fig. 2 we show the ratios of the transverse and longitudinal components to the full vector correlator. The longitudinal components are always larger than the transverse components at a certain \mathbf{p} and T . The ratios can be reproduced by the free field theory with $m_c = 1.1$ GeV at short distances [13].

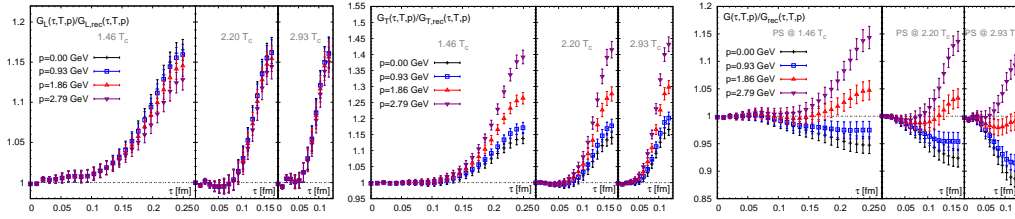


Figure 3: Ratio of the measured correlator to the reconstructed correlator in the longitudinal (left) and transverse (middle) components in the vector channel and in the pseudo scalar channel (right) at finite momenta.

In Fig. 3 we show the ratio of measured correlation function to the reconstructed correlation function, which is defined as

$$\frac{G(\tau, T, p)}{G_{rec}(\tau, T, p)} = \frac{\int d\omega \frac{\cosh(\omega(\tau-1/2T))}{\sinh(\omega/2T)} \rho(\omega, T, p)}{\int d\omega \frac{\cosh(\omega(\tau-1/2T))}{\sinh(\omega/2T)} \rho(\omega, T = 0.73T_c, p)}. \quad (4)$$

In practice one does not necessarily need to evaluate $\rho(\omega, T = 0.73T_c, p)$ to get $G_{rec}(\tau, T, p)$ and rather can use Eq.(27) in Ref. [12] to obtain $G_{rec}(\tau, T, p)$ directly from the measured correlator $G(\tau, T = 0.73T_c, p)$. One interesting thing to see is that the ratio $G_L/G_{L,rec}$ almost does not change with momentum at each temperature while in the transverse components of the vector channel and in the pseudo scalar channel the momentum effects bring ratios up. This may be an indication of different non-trivial small frequency behavior as suggested in Ref. [15]. Note that calculations in Ref. [15] are done for the light quark modes thus it would be more suitable to have a follow up study on the momentum dependences of the light correlation functions after Ref. [16].

In Fig. 4 the spectral functions extracted using the Maximum Entropy Method [17] in the transverse components of the vector channel and in the pseudo scalar channel are shown. The

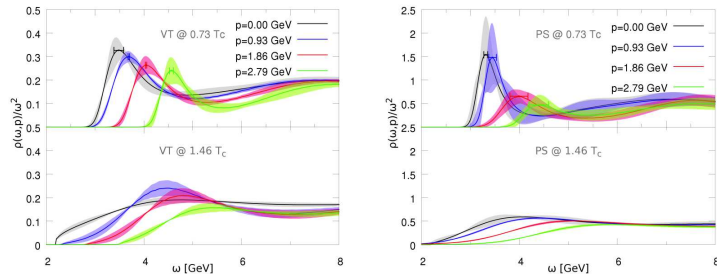


Figure 4: Momentum dependences of spectral functions in the vector (left) and pseudo scalar (right) channels at $T = 0.73T_c$ and $1.46T_c$.

bands correspond to the statistical uncertainties and the horizontal error bars give the uncertainties of the peak locations at $0.73T_c$. The change of the peak locations at $T < T_c$ in both channels are well aligned with the study on the dispersion relation of screening masses. At $1.46T_c$ spectral functions in both channels get attenuated in the small ω region and the threshold moves to the large ω region.

3. Summary

We have studied the momentum dependences of charmonium properties by investigating on the temporal and spatial correlation functions. As the static η_c and J/ψ are found to dissolve already at $T \gtrsim 1.5T_c$ [12], to study the properties of charmonium moving respect to the heat thermal bath, Monte Carlo simulations at temperature values below $1.5T_c$ are crucially needed to examine the sequential dissociation picture of charmonia system as well as the possible modifications of charmonium bound states at finite momentum [18].

References

- [1] H. -T. Ding, arXiv:1207.5187 [hep-lat].
- [2] T. Matsui and H. Satz, Phys. Lett. B **178** (1986) 416.
- [3] O. Kaczmarek, arXiv:1208.4075 [hep-lat],
- [4] A. Rothkopf, arXiv:1207.5486 [hep-ph],
- [5] Z. Tang [STAR Collaboration], J. Phys. G **38** (2011) 124107 [arXiv:1107.0532 [hep-ex]]
- [6] L. Massacrier [ALICE Collaboration], arXiv:1208.5401 [nucl-ex].
- [7] K. L. Haglin and C. Gale, Phys. Rev. C **63** (2001) 065201 [nucl-th/0010017].
- [8] M. A. Escobedo, J. Soto and M. Mannarelli, Phys. Rev. D **84** (2011) 016008.
- [9] G. Aarts *et al.*, arXiv:1210.2903 [hep-lat].
- [10] H. Liu, K. Rajagopal and U. A. Wiedemann, Phys. Rev. Lett. **98** (2007) 182301 [hep-ph/0607062].
- [11] M. C. Chu and T. Matsui, Phys. Rev. D **37** (1988) 1851.
- [12] H. T. Ding, A. Francis, O. Kaczmarek, F. Karsch, H. Satz and W. Soeldner, Phys. Rev. D **86** (2012) 014509.
- [13] G. Aarts and J. M. Martinez Resco, Nucl. Phys. B **726** (2005) 93 [hep-lat/0507004].
- [14] F. Karsch, E. Laermann, S. Mukherjee and P. Petreczky, Phys. Rev. D **85** (2012) 114501.
- [15] J. Hong and D. Teaney, Phys. Rev. C **82** (2010) 044908 [arXiv:1003.0699 [nucl-th]].
- [16] H. -T. Ding, A. Francis, O. Kaczmarek, F. Karsch, E. Laermann and W. Soeldner, Phys. Rev. D **83** (2011) 034504.
- [17] M. Asakawa, T. Hatsuda and Y. Nakahara, Prog. Part. Nucl. Phys. **46** (2001) 459 [hep-lat/0011040].
- [18] BNL-Bielefeld collaboration, in preparation