

Observational constraints on new generalized Chaplygin gas model

Kai Liao, Yu Pan and Zong-Hong Zhu

Department of Astronomy, Beijing Normal University, Beijing 100875, China
liaokai@mail.bnu.edu.cn

Received 000; accepted 000

Abstract We use the latest data to investigate observational constraints on the new generalized Chaplygin gas (NGCG) model. Using the Markov Chain Monte Carlo (MCMC) method, we constrain the NGCG model with the type Ia supernovae (SNe Ia) from Union2 set (557 data), the usual baryonic acoustic oscillation (BAO) observation from the spectroscopic Sloan Digital Sky Survey (SDSS) data release 7 (DR7) galaxy sample, the cosmic microwave background (CMB) observation from the 7-year Wilkinson Microwave Anisotropy Probe (WMAP7) results, the newly revised $H(z)$ data, as well as a value of $\theta_{BAO}(z = 0.55) = (3.90 \pm 0.38)^\circ$ for the angular BAO scale. The constraint results for NGCG model are $\omega_X = -1.0510_{-0.1685}^{+0.1563}(1\sigma)_{-0.2398}^{+0.2226}(2\sigma)$, $\eta = 1.0117_{-0.0502}^{+0.0469}(1\sigma)_{-0.0716}^{+0.0693}(2\sigma)$, and $\Omega_X = 0.7297_{-0.0276}^{+0.0229}(1\sigma)_{-0.0402}^{+0.0329}(2\sigma)$, which give a rather stringent constraint. From the results, we can see a phantom model is slightly favored and the probability that energy transfers from dark matter to dark energy is a little larger than the inverse.

Key words: new generalized Chaplygin gas; angular BAO scale; cosmological observations

1 INTRODUCTION

Cosmic observations suggest that the present universe is undergoing an accelerated state (Riess et al. 1998, Perlmutter et al. 1999, Pope et al. 2004). In order to explain this, a component with negative pressure known as dark energy was proposed. The most simple and popular model for dark energy is cosmological constant (Λ). This model has successfully explained many phenomena while it indeed encounters some theoretical problems. For example, the coincidence problem and the "fine-tuning" problem. Therefore, many other models have been proposed including quintessence (Peebles et al. 1988a, Peebles et al. 1988b), holographic dark energy (Cohen et al. 1999, Li 2004), quintom (Guo et al. 2005, Feng et al. 2005), phantom (Caldwell 2002), brane world (Dvali et al. 2000, Zhu et al. 2005) and so on. Among these, the generalized Chaplygin gas (GCG) model as a unification of dark energy and dark matter is a good candidate (Bento et al. 2002a, Bento et al. 2002b). It has being widely studied and seems to be in agreement with different observational data (Zhu et al. 2004, Lu et al. 2009, Xu et al. 2010a, Park et al. 2010). Moreover, GCG and the original Chaplygin gas (CG) model (Kamenshchik et al. 2001) can be connected with string and brane theory (Bilic et al. 2002). The equation of state (EOS) of GCG is expressed as

$$p_{GCG} = -\frac{A}{\rho_{GCG}^\alpha}. \quad (1)$$

Under Friedmann-Robertson-Walker (FRW) metric with energy momentum conservation equation, we can obtain (Amendola et al. 2003)

$$\rho_{\text{GCG}} = \rho_{\text{GCG},0} \left[A_* + (1 - A_*) a^{-3(1+\alpha)} \right]^{\frac{1}{1+\alpha}}, \quad (2)$$

where $A_* \equiv A/\rho_{\text{GCG},0}^{1+\alpha}$, $\rho_{\text{GCG},0}$ is the energy density today. Besides the parameter A , α is a new parameter in contrast to the original Chaplygin gas (CG) model. When $\alpha = 1$, it becomes CG. The core of CG and GCG is when the scale factor is very small in the early universe, it acted as a dust, and it acts as the cosmological constant recently. The interacting CG model was discussed by Ref. (Zhang. H et al. 2006) and the interacting generalized Chaplygin gas model has been studied by Ref. (Setare et al. 2007a, Setare et al. 2007b). Other models relevant to Chaplygin gas were proposed including modified Chaplygin gas (MCG) model (Chimento et al. 2004, Chimento et al. 2006), variable Chaplygin gas (VCG) model (Guo et al. 2007a), extended Chaplygin gas model (Meng et al. 2005) and new modified Chaplygin gas (NMCG) model (Chattopadhyay et al. 2008).

Since the GCG can be equal to the interacting Λ CDM model (Fabris et al. 2004, Zhang. X et al. 2006), a new generalized Chaplygin gas (NGCG) model which equals to a kind of interacting XCDM model was proposed as a unification of X-type dark energy with EOS parameter ω_X and cold dark matter (Zhang. X et al. 2006). The interacting new generalized Chaplygin gas model has been discussed by Ref. (Jamil et al. 2010).

There are different kinds of observational data which can be used to constrain cosmological models: type supernovae Ia, observational Hubble parameter data, baryon acoustic oscillation (BAO), cosmic microwave background data, lensing (Liao et al. 2012a) and so on. For BAO, using spectroscopic determinations of the redshifts of the galaxies, several detections at different redshifts have been studied (Percival et al. 2007, Percival et al. 2010). This method studies the three-dimensional averaged distance parameter D_V . The radial BAO Data was discussed by Ref. (Gaztanaga et al. 2009). Recently, a new determination of the BAO scale using the photometric sample of Luminous Red Galaxies in DR7 is performed (Crocce et al. 2011, Carnero et al. 2011). They get a value of $\theta_{\text{BAO}}(z = 0.55) = (3.90 \pm 0.38)^\circ$, including systematic errors, for the angular BAO scale. It is the first direct measurement of the pure angular BAO signal. Combined with previous BAO signals, it can break the degeneracies in the determination of model parameters.

In this paper, we use the Markov chain Monte Carlo (MCMC) method to constrain NGCG model from the latest data including the BAO data at $z = 0.55$. In Section 2, we give a brief introduction of the NGCG model. In Section 3, we introduce the observational data. The full parameter space using different combinations of data is provided in Section 4. At last, we summarize our results in Section 5.

2 THE NEW GENERALIZED CHAPLYGIN GAS MODEL

We give a very brief introduction to the new generalized Chaplygin gas model in this section. For details of this model, please refer to Ref. (Zhang. X et al. 2006). Assuming the universe is flat with the FRW metric, the equation of state of NGCG fluid (Zhang. X et al. 2006) is

$$p_{\text{NGCG}} = -\frac{\tilde{A}(a)}{\rho_{\text{NGCG}}^\alpha}, \quad (3)$$

where a is the scale factor and α is a parameter. NGCG fluid consists of dark energy $\rho_X \sim a^{-3(1+w_X)}$, where w_X is the EOS parameter, and dark matter $\rho_{DM} \sim a^{-3}$. Naturally, the energy density of the NGCG can be considered as

$$\rho_{\text{NGCG}} = \left[A a^{-3(1+w_X)(1+\alpha)} + B a^{-3(1+\alpha)} \right]^{\frac{1}{1+\alpha}}, \quad (4)$$

with

$$A + B = \rho_{\text{NGCG},0}^\eta, \quad (5)$$

where A and B positive constants. Considering the energy conservation equation, $\tilde{A}(a)$ can be acquired as

$$\tilde{A}(a) = -w_X A a^{-3(1+w_X)(1+\alpha)}. \quad (6)$$

We can easily see it becomes GCG when the EOS parameter of dark energy component w_X is -1 . On the other hand it becomes XCDM if $\alpha = 0$. It is remarkable that α describes the interacting between dark energy and dark matter. When $\alpha > 0$, the energy transfers from dark matter to dark energy. On the contrary, the energy transfers from dark energy to dark matter in the case $\alpha < 0$. Based on Ref. (Zhang, X et al. 2006), we take the radiation component into consideration, which dominated the early universe. The whole density consists of NGCG component, the baryon matter component and the radiation component $\rho_{tot} = \rho_{NGCG} + \rho_b + \rho_r$. The Friedmann equation can be expressed as

$$H(a) = H_0 E(a), \quad (7)$$

where

$$E(a)^2 = (1 - \Omega_b - \Omega_r) a^{-3} \left[1 - \frac{\Omega_X}{1 - \Omega_b - \Omega_r} (1 - a^{-3w_X \eta}) \right]^{1/\eta} + \Omega_b a^{-3} + \Omega_r a^{-4}. \quad (8)$$

The H_0 , Ω_X , Ω_b and Ω_r represent Hubble constant, dimensionless dark energy, baryon matter and radiation today. Consist with the original paper, the parameter $\eta = 1 + \alpha$.

3 CURRENT OBSERVATIONAL DATA

Now, we introduce the methods of constraints on NGCG model by using the latest data.

3.1 Baryon acoustic oscillation including data at $z = 0.55$

For BAO, the distance scale is defined as (Eisenstein et al. 2005)

$$D_V(z) = \frac{1}{H_0} \left[\frac{z}{E(z)} \left(\int_0^z \frac{dz}{E(z)} \right)^2 \right]^{1/3}, \quad (9)$$

and baryons were released from photons at the so-called drag epoch, the corresponding redshift z_d is give by

$$z_d = \frac{1291(\Omega_{m0}h^2)^{0.251}}{[1 + 0.659(\Omega_{m0}h^2)^{0.828}]} [(1 + b_1(\Omega_b h^2)^{b_2})], \quad (10)$$

where $b_1 = 0.313(\Omega_{m0}h^2)^{-0.419}[1 + 0.607(\Omega_{m0}h^2)^{0.674}]^{-1}$ and $b_2 = 0.238(\Omega_{m0}h^2)^{0.223}$ (Eisenstein et al. 1998). For observation of BAO, we choose the measurement of the distance ratio (d_z) at $z = 0.2$ and $z = 0.35$ (Percival et al. 2010). The definition is given by

$$d_z = \frac{r_s(z_d)}{D_V(z)}, \quad (11)$$

where $r_s(z_d)$ is the comoving sound horizon. The SDSS data release 7 (DR7) galaxy sample gives the best-fit values of the data set ($d_{0.2}$, $d_{0.35}$) (Percival 2010)

$$\bar{\mathbf{P}}_{matrix} = \begin{pmatrix} \bar{d}_{0.2} \\ \bar{d}_{0.35} \end{pmatrix} = \begin{pmatrix} 0.1905 \pm 0.0061 \\ 0.1097 \pm 0.0036 \end{pmatrix}. \quad (12)$$

The χ^2 value of this BAO observation from SDSS DR7 can be calculated as (Percival et al. 2010)

$$\chi_{matrix}^2 = \Delta \mathbf{P}_{matrix}^T \mathbf{C}_{matrix}^{-1} \Delta \mathbf{P}_{matrix}, \quad (13)$$

where the corresponding inverse covariance matrix is

$$\mathbf{C}_{\text{matrix}}^{-1} = \begin{pmatrix} 30124 & -17227 \\ -17227 & 86977 \end{pmatrix}. \quad (14)$$

Moreover, a new determination of BAO scale using photometric sample of Luminous Red Galaxies in the DR7 is presented (Crocce et al. 2011, Carnero et al. 2011). It make use of $\sim 1.5 \times 10^6$ luminous red galaxies with photometric redshifts. They get a value of $\theta_{BAO}(z = 0.55) = (3.90 \pm 0.38)^\circ$ for the angular BAO scale including systematic errors. It is the first direct measurement of the pure angular BAO signal. The definition of θ_{BAO} is expressed as (Sanchez et al. 2010)

$$\theta_{BAO} = \frac{r_s(z_d)}{\chi(z)}, \quad (15)$$

where the comoving radial distance $\chi(z)$ depending on NGCG model is defined as

$$\chi(z) = \frac{1}{H_0} \int_0^z \frac{dz}{E(a)}. \quad (16)$$

The corresponding χ^2 of this BAO data is expressed as

$$\chi_{\text{angular}}^2 = \frac{[\theta_{BAO} - 0.0681]^2}{0.00663^2}, \quad (17)$$

where the unit has been transformed into radian. Since this data is independent of previous signals, the total χ^2 can be acquired as

$$\chi_{BAO}^2 = \chi_{\text{matrix}}^2 + \chi_{\text{angular}}^2. \quad (18)$$

3.2 Observational Hubble parameter data

It is known that we use the distance scale of SNe Ia, CMB and BAO to constrain cosmological parameters. However, the distance scale is determined by integrating the Hubble parameter, which can not reflect the fine structure of $H(z)$. Thus, investigating the $H(z)$ data directly reveals a more real scene. Many works have done using the newly revised $H(z)$ (Xu et al. 2010b, Ma et al. 2011). The measurement of Hubble parameter data as a function of redshift z depends on the differential ages of red-envelope galaxies

$$H(z) = -\frac{1}{1+z} \frac{dz}{dt}. \quad (19)$$

We choose 12 data from this method (Riess et al. 2009, Stern et al. 2009). In addition, the data can be obtained from the BAO scale as a standard ruler in the radial direction. So, we choose another three data at different redshifts (Gaztanaga et al. 2008).

The χ^2 value of the $H(z)$ data can be expressed as

$$\chi_H^2 = \sum_{i=1}^{15} \frac{[H(z_i) - H_{\text{obs}}(z_i)]^2}{\sigma_i^2}, \quad (20)$$

where σ_i is the 1σ uncertainty of the observational $H(z)$ data.

3.3 Type Ia supernovae

SNe Ia has been playing an important role in studying cosmology since it first revealed the accelerated expansion of the universe. The recent data (Union2) is given by the Supernova Cosmology Project (SCP) collaboration including 557 samples (Amanullah et al. 2010). The new data has been used to constrain cosmological models (Xu et al. 2010c, Xu et al. 2010d, Liao et al. 2012b). In practice, people use

the distance modules of supernovae to reflect the cosmological model and constrain the cosmological parameters. The distance modules is determined by the luminosity distance

$$\mu = 5 \log(d_L/\text{Mpc}) + 25, \quad (21)$$

where d_L is the luminosity distance. In the flat universe, it is connected with redshift which is a observational quantity

$$d_L = (1+z) \int_0^z dz'/H(z'). \quad (22)$$

We choose the marginalized nuisance parameter (Nesseris et al. 2005) for χ^2 :

$$\chi_{\text{SNe}}^2 = A - \frac{B^2}{C}, \quad (23)$$

where $A = \sum_i^{557} (\mu^{\text{data}} - \mu^{\text{theory}})^2 / \sigma_i^2$, $B = \sum_i^{557} (\mu^{\text{data}} - \mu^{\text{theory}}) / \sigma_i^2$, $C = \sum_i^{557} 1 / \sigma_i^2$, σ_i is the 1σ uncertainty of the observational data.

3.4 Cosmic microwave background

For CMB, the acoustic scale is related to the distance ratio and is expressed as

$$l_a = \pi \frac{\Omega_k^{-1/2} \text{sinn}[\Omega_k^{1/2} \int_0^{z_*} \frac{dz}{E(z)}] / H_0}{r_s(z_*)}, \quad (24)$$

where $r_s(z_*) = H_0^{-1} \int_{z_*}^{\infty} c_s(z)/E(z) dz$ is the comoving sound horizon at photo-decoupling epoch. The CMB shift parameter R is expressed as (Bond et al. 1997)

$$R = \Omega_{m0}^{1/2} \Omega_k^{-1/2} \text{sinn} \left[\Omega_k^{1/2} \int_0^{z_*} \frac{dz}{E(z)} \right], \quad (25)$$

where the redshift z_* corresponding to the decoupling epoch of photons is given by (Hu et al. 1996)

$$z_* = 1048 [1 + 0.00124 (\Omega_b h^2)^{-0.738} (1 + g_1 (\Omega_{m0} h^2)^{g_2})], \quad (26)$$

where $g_1 = 0.0783 (\Omega_b h^2)^{-0.238} (1 + 39.5 (\Omega_b h^2)^{-0.763})^{-1}$, $g_2 = 0.560 (1 + 21.1 (\Omega_b h^2)^{1.81})^{-1}$.

For the CMB observation, we choose the data set including the the acoustic scale (l_a), the shift parameter (R), and the redshift of recombination (z_*). The WMAP7 measurement gives the best-fit values of the data set (Komatsu et al. 2011)

$$\bar{\mathbf{P}}_{\text{CMB}} = \begin{pmatrix} \bar{l}_a \\ \bar{R} \\ \bar{z}_* \end{pmatrix} = \begin{pmatrix} 302.09 \pm 0.76 \\ 1.725 \pm 0.018 \\ 1091.3 \pm 0.91 \end{pmatrix}. \quad (27)$$

The χ^2 value of the CMB observation can be calculated as (Komatsu et al. 2011)

$$\chi_{\text{CMB}}^2 = \Delta \mathbf{P}_{\text{CMB}}^T \mathbf{C}_{\text{CMB}}^{-1} \Delta \mathbf{P}_{\text{CMB}}, \quad (28)$$

where $\Delta \mathbf{P}_{\text{CMB}} = \mathbf{P}_{\text{CMB}} - \bar{\mathbf{P}}_{\text{CMB}}$, and the corresponding inverse covariance matrix is

$$\mathbf{C}_{\text{CMB}}^{-1} = \begin{pmatrix} 2.305 & 29.698 & -1.333 \\ 29.698 & 6825.270 & -113.180 \\ -1.333 & -113.180 & 3.414 \end{pmatrix}. \quad (29)$$

	The NGCG Model		
	SNe+CMB+BAO+ $H(z)$	SNe+BAO+CMB	CMB+BAO+ $H(z)$
$\Omega_b h^2$	$0.0224^{+0.0012}_{-0.0010} (1\sigma)^{+0.0017}_{-0.0014} (2\sigma)$	$0.0224^{+0.0012}_{-0.0011} (1\sigma)^{+0.0017}_{-0.0015} (2\sigma)$	$0.0225^{+0.0011}_{-0.0011} (1\sigma)^{+0.0016}_{-0.0015} (2\sigma)$
$\Omega_{DM} h^2$	$0.1139^{+0.0079}_{-0.0075} (1\sigma)^{+0.0109}_{-0.0102} (2\sigma)$	$0.1144^{+0.0072}_{-0.0087} (1\sigma)^{+0.0106}_{-0.0118} (2\sigma)$	$0.1153^{+0.0084}_{-0.0097} (1\sigma)^{+0.0113}_{-0.0138} (2\sigma)$
ω_X	$-1.0510^{+0.1563}_{-0.1685} (1\sigma)^{+0.2226}_{-0.2398} (2\sigma)$	$-1.0297^{+0.1765}_{-0.1829} (1\sigma)^{+0.2474}_{-0.2640} (2\sigma)$	$-1.1156^{+0.2786}_{-0.3150} (1\sigma)^{+0.3588}_{-0.4495} (2\sigma)$
η	$1.0117^{+0.0469}_{-0.0502} (1\sigma)^{+0.0693}_{-0.0716} (2\sigma)$	$1.0076^{+0.0502}_{-0.0504} (1\sigma)^{+0.0731}_{-0.0759} (2\sigma)$	$1.0170^{+0.0477}_{-0.0598} (1\sigma)^{+0.0673}_{-0.0907} (2\sigma)$
Ω_X	$0.7297^{+0.0229}_{-0.0276} (1\sigma)^{+0.0329}_{-0.0402} (2\sigma)$	$0.7232^{+0.0305}_{-0.0298} (1\sigma)^{+0.0408}_{-0.0446} (2\sigma)$	$0.7367^{+0.0351}_{-0.0382} (1\sigma)^{+0.0458}_{-0.0543} (2\sigma)$
Age/Gyr	$13.73^{+0.14}_{-0.12} (1\sigma)^{+0.20}_{-0.18} (2\sigma)$	$13.75^{+0.16}_{-0.14} (1\sigma)^{+0.24}_{-0.20} (2\sigma)$	$13.70^{+0.21}_{-0.14} (1\sigma)^{+0.33}_{-0.19} (2\sigma)$
Ω_m	$0.2703^{+0.0276}_{-0.0229} (1\sigma)^{+0.0402}_{-0.0329} (2\sigma)$	$0.2768^{+0.0298}_{-0.0305} (1\sigma)^{+0.0446}_{-0.0408} (2\sigma)$	$0.2633^{+0.0382}_{-0.0351} (1\sigma)^{+0.0543}_{-0.0458} (2\sigma)$
H_0	$71.03^{+3.20}_{-3.37} (1\sigma)^{+4.35}_{-4.96} (2\sigma)$	$70.29^{+3.86}_{-3.76} (1\sigma)^{+5.61}_{-5.34} (2\sigma)$	$72.36^{+6.16}_{-5.89} (1\sigma)^{+8.45}_{-7.67} (2\sigma)$
χ^2_{\min}	543.668	533.586	12.701

Table 1 The best-fit values of parameters $\Omega_b h^2$, $\Omega_{DM} h^2$, ω_X , η , Ω_X , Age/Gyr, Ω_m , and H_0 for NGCG model with the 1- σ and 2- σ uncertainties, as well as χ^2_{\min} , for the data sets SNe+CMB+BAO+ $H(z)$, SNe+BAO+CMB, and CMB+BAO+ $H(z)$, respectively.

4 CONSTRAINTS ON NGCG MODEL VIA MCMC METHOD

In order to constrain the parameters of NGCG model, We take the usual maximum likelihood method of χ^2 fitting with the Markov Chain Monte Carlo (MCMC) method. We take the Metropolis-Hastings algorithm with uniform prior probability distribution. By using Monte Carlo method, we generate a chain of sample points distributed in the parameter space according to the posterior probability, then repeat the process until the established convergence accuracy is acquired. In our testing, the convergence of the chains $R-1$ is set to be less than 0.003 which is small enough to guarantee the accuracy. The code we use is based on CosmoMCMC (Lewis et al. 2002). We combine the SNe, BAO, CMB and $H(z)$ data by multiplying the likelihood functions to constrain the NGCG model. The total χ^2 can be expressed as

$$\chi^2 = \chi^2_{\text{SNe}} + \chi^2_{\text{BAO}} + \chi^2_{\text{CMB}} + \chi^2_H. \quad (30)$$

We show the 1-D probability of each parameter ($\Omega_b h^2$, $\Omega_{dm} h^2$, ω_X , η , Ω_X , Age/Gyr, Ω_m , H_0) (Ω_b , Ω_{dm} , Ω_X and Ω_m are responding to baryon matter, dark matter, dark energy and the total matter) and 2-D plots for parameters between each other for the NGCG model with SNe + CMB + BAO + $H(z)$ in Fig. 1. The best-fit values of NGCG model parameters with the four kinds of data above are $\omega_X = -1.0510^{+0.1563}_{-0.1685} (1\sigma)^{+0.2226}_{-0.2398} (2\sigma)$, $\eta = 1.0117^{+0.0469}_{-0.0502} (1\sigma)^{+0.0693}_{-0.0716} (2\sigma)$, $\Omega_b h^2 = 0.0224^{+0.0012}_{-0.0010} (1\sigma)^{+0.0017}_{-0.0014} (2\sigma)$, $\Omega_X = 0.7297^{+0.0229}_{-0.0276} (1\sigma)^{+0.0329}_{-0.0402} (2\sigma)$, and the $\chi^2_{\min} = 543.668$. We also constrain NGCG model with other combinations of data for comparison: SNe + CMB + BAO and CMB + BAO + $H(z)$. They are showed in Fig. 2 and Fig. 3. The best-fit values of each parameter with the 1- σ and 2- σ uncertainties and the χ^2_{\min} are presented in Table 1. We can see the combination of the latest data gives a rather tight constraint on NGCG parameters especially for η which describes the interacting between dark energy and dark matter. The best-fit of ω_X is slightly smaller than -1, which makes a little difference from Zhang et al. 2006, and η is a little larger than 1. Considering the uncertainty, these indicate the scene of the universe that the NGCG model reflects is near the Λ CDM model. On the other hand, the results still accommodate a interacting XCDM model. In 1- σ range for SNe + CMB + BAO + $H(z)$, $\omega_X = (-1.2195, -0.8947)$, $\alpha = \eta - 1 = (-0.0385, 0.0585)$. The result of ω_X indicates the dark energy acts as a phantom is slightly favored. The constraint on α indicates the probability that energy transfers from dark matter to dark energy is a little larger than the inverse. Moreover, since α is constrained to a very small range near 0, the interacting between dark sectors seems very weak. The results also totally rule out the original CG model and the VCG model which require $\alpha = 1$. This is in agreement with (Zhang, X et al. 2006, Wu et al. 2007).

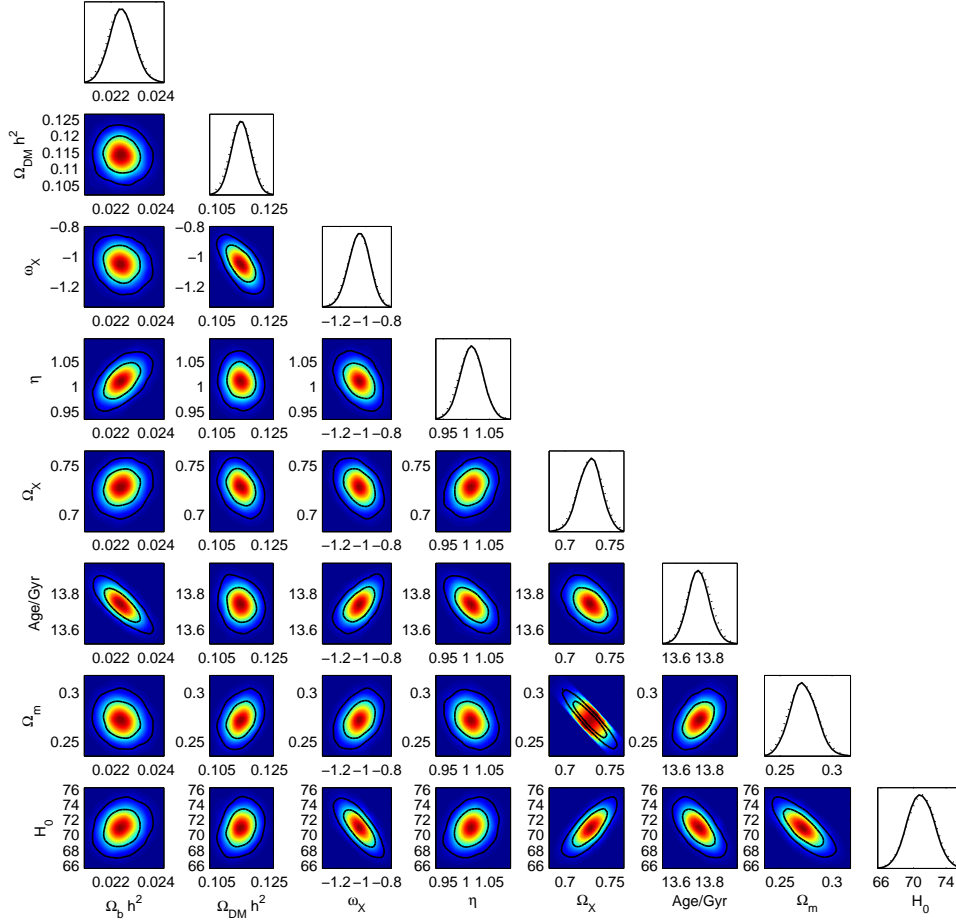


Fig. 1 The 2-D regions and 1-D marginalized distribution with the $1\text{-}\sigma$ and $2\text{-}\sigma$ contours of parameters $\Omega_b h^2$, $\Omega_{\text{DM}} h^2$, ω_X , η , Ω_X , Age/Gyr, Ω_m , and H_0 in NGCG model, for the data sets SNe+CMB+BAO+ $H(z)$.

5 CONCLUSION

With the MCMC method, we give constraints on the NGCG model from the latest data including the SNe Ia data from Union2, BAO data from SDSS DR7 galaxy sample, and CMB observation from WMAP7, as well as the newly obtained angular BAO signal $\theta_{\text{BAO}}(z = 0.55) = (3.90 \pm 0.38)^\circ$, which is the first direct measurement of the pure angular BAO signal. The best-fit values of the parameters for NGCG are $\omega_X = -1.0510^{+0.1563}_{-0.1685}(1\sigma)^{+0.2226}_{-0.2398}(2\sigma)$, $\eta = 1.0117^{+0.0469}_{-0.0502}(1\sigma)^{+0.0693}_{-0.0716}(2\sigma)$, $\Omega_b h^2 = 0.0224^{+0.0012}_{-0.0010}(1\sigma)^{+0.0017}_{-0.0014}(2\sigma)$, $\Omega_X = 0.7297^{+0.0229}_{-0.0276}(1\sigma)^{+0.0329}_{-0.0402}(2\sigma)$, and the $\chi^2_{\text{min}} = 543.668$, which give a quite tight constraint. From the results we can see Λ CDM model is near the best-fit point, it remains a good choice for explaining the observation. However, the NGCG model permits a interact-

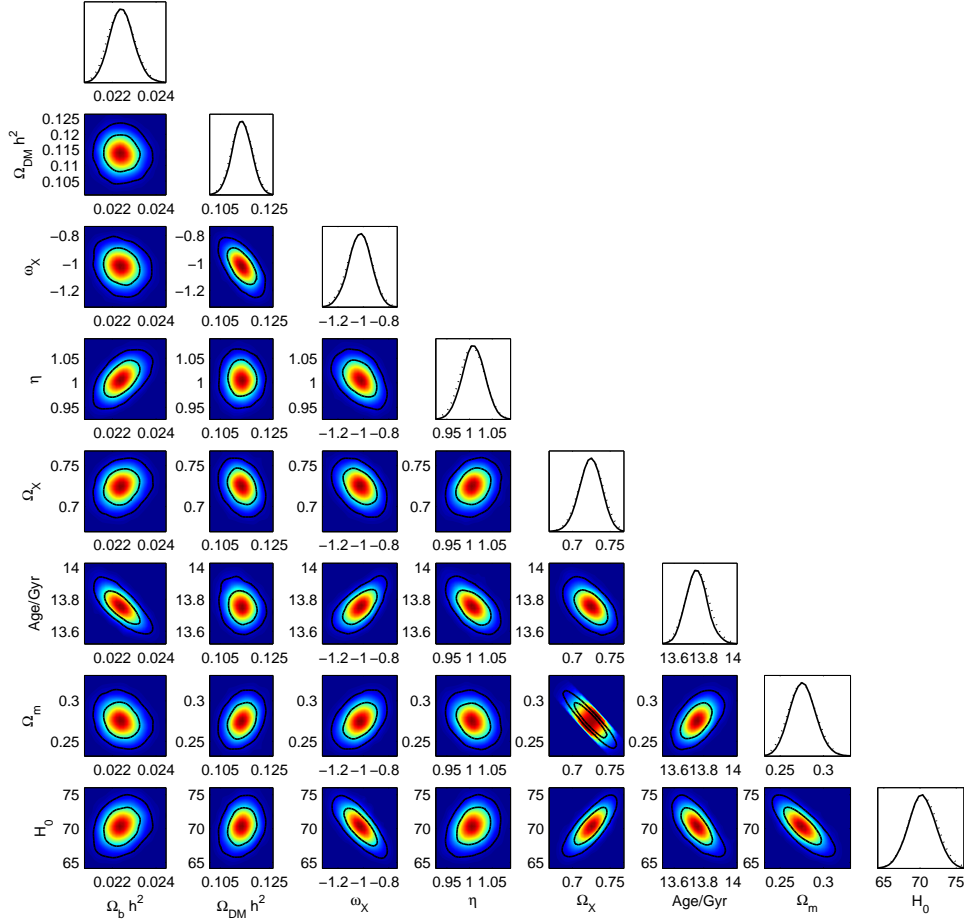


Fig. 2 The 2-D regions and 1-D marginalized distribution with the 1- σ and 2- σ contours of parameters $\Omega_b h^2$, $\Omega_{DM} h^2$, ω_X , η , Ω_X , Age/Gyr, Ω_m , and H_0 in NGCG model, for the data sets SNe+CMB+BAO.

ing XCDM model. The constraint results seem to slightly favor a phantom and the energy transfers from dark matter to dark energy. Moreover, since α is constrained to a very small range near 0, the interacting between dark sectors seems very weak. The results are consistent with the situations in Ref. (Guo 2007b et al. , Chen 2010 et al. , Feng 2008 et al. , Cao 2011a et al. , Cao 2011b et al.). These papers as well as ours manifest current observations can not distinguish the directions of energy transforming well, thus the coincidence problem can not be solved so far in this way. For future study on coincidence problem, we hope more data and other independent observations can give the distinguishability. Besides, since the constraint results for these interacting XCDM models slightly favor the energy transfers from dark matter to dark energy, we may suspect whether this way is valid for explaining the coincidence problem.

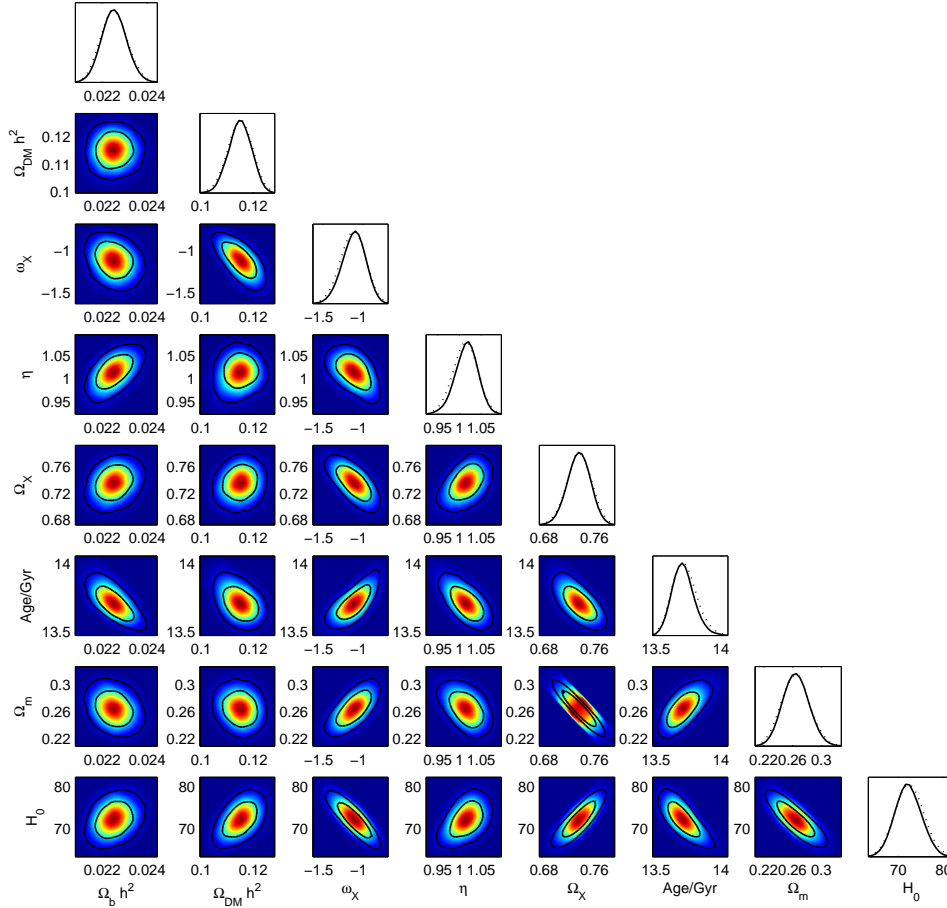


Fig. 3 The 2-D regions and 1-D marginalized distribution with the $1\text{-}\sigma$ and $2\text{-}\sigma$ contours of parameters $\Omega_b h^2$, $\Omega_{DM} h^2$, ω_X , η , Ω_X , Age/Gyr, Ω_m , and H_0 in NGCG model, for the data sets CMB+BAO+ $H(z)$.

Acknowledgements We are grateful to Lixin Xu for introducing the MCMC method. We also thank Shuo Cao and Hao Wang for helpful discussions. This work was supported by the National Natural Science Foundation of China under the Distinguished Young Scholar Grant 10825313, the Ministry of Science and Technology national basic science Program (Project 973) under Grant No.2012CB821804, the Fundamental Research Funds for the Central Universities and Scientific Research Foundation of Beijing Normal University.

References

Amendola, L., Finelli, F., Burigana, C. and Carturan, D., 2003, JCAP, 0307, 005 [arXiv:astro-ph/0304325]

- Amanullah, R., et al., 2010, *Astrophys. J.*, 716, 712 [arXiv:astro-ph/1004.1711]
- Bento, M. C. Bertolami, O. and Sen, A. A., 2002a, *Phys. Rev. D.*, 66, 043507 [arXiv:astro-ph/0202064]
- Bento, M. C. Bertolami, O. and Sen, A. A., 2002b, *Phys. Rev. D.*, 70, 083519
- Bilic, N., Tupper, G. B. and Viollier, R. D., 2002 [arXiv:astro-ph/0207423]
- Bond, J. R., Efstathiou, G. and Tegmark, M., 1997, *Mon. Not. Roy. Astron. Soc.*, 291, L33 [arXiv:astro-ph/9702100]
- Cohen, A., Kaplan, D. and Nelson, A., 1999, *Phys. Rev. Lett.*, 82, 4971 [arXiv:astro-ph/9803132]
- Caldwell, R., 2002, *Phys. Lett. B.*, 545, 23
- Chimento, L. P., 2004, *Phys. Rev. D.*, 69, 123517 [arXiv:astro-ph/0311613]
- Chimento, L. P. and Lazkoz, R., 2006, *Class. Quant. Grav.*, 23, 3195 [arXiv:astro-ph/0505254]
- Chattopadhyay, S. and Debnath, U., 2008, *Grav. Cosmol.*, 14, 341 [arXiv:0805.0070 [gr-qc]]
- Crocce, M., Gaztanaga, E., Cabre, A., Carnero, A. and Sanchez, E., 2011, *MNRAS*, 417, 2577 [arXiv:astro-ph/1104.5236]
- Carnero, A., Sanchez, E., Crocce, M., Cabre, A. and Gaztanaga, E., 2011, *MNRAS*, 419, 1689 [arXiv:astro-ph/1104.5426]
- Chen, Y., et al., 2010, *Astrophys. J.*, 711, 439 [arXiv:astro-ph/1001.1489]
- Cao, S., Liang, N. and Zhu, Z.-H., 2011a [arXiv:1012.4879 [astro-ph.CO]]
- Cao, S., Liang, N. and Zhu, Z.-H., 2011b [arXiv:astro-ph/1105.6274]
- Dvali, G., Gabadadze, G. and Porrati, M., 2000, *Phys. Lett. B.*, 485, 208 [arXiv:astro-ph/0005016]
- Eisenstein, D. J., et al., 2005, *Astrophys. J.*, 633, 560 [arXiv:astro-ph/0501171]
- Eisenstein, D. J. and Hu, W., 1998, *Astrophys. J.*, 496, 605 [arXiv:astro-ph/9709112]
- Feng, B., Wang, X. and Zhang, X., 2005, *Phys. Lett. B.*, 607, 35
- Fabris, J. C., et al., 2004, *Gen. Rel. Grav.*, 36, 211 [arXiv:astro-ph/0307028]
- Feng, C., et al., 2008, *Phys. Lett. B.*, 665, 111
- Guo, Z. K., Piao, Y. S., Zhang, X. and Zhang, Y. Z., 2005, *Phys. Lett. B.*, 608, 177
- Guo, Z. K. and Zhang, Y. Z., 2007a, *Phys. Lett. B.*, 645, 326 [arXiv:astro-ph/0506091]
- Gaztanaga, E., Miquel, R. and Sanchez, E., 2009, *Phys. Rev. Lett.*, 103, 091302 [arXiv:astro-ph/0808.1921]
- Gaztanaga, E., Cabre, A. and Hui, L., [arXiv:0807.3551 [astro-ph.CO]]
- Guo, Z. K., et al., 2007b, *Phys. Rev. D.*, 76, 023508
- Hu, W. and Sugiyama, N., 1996, *Astrophys. J.*, 471, 542 [arXiv:astro-ph/9510117]
- Jamil, M., 2010, *Int. J. Theor. Phys.*, 49, 62 [arXiv:00906.3913 [gr-qc]]
- Kamenshchik, A. Y., Moschella, U. and Pasquier, V., 2001, *Phys. Lett. B.*, 511, 265 [arXiv:astro-ph/0103004]
- Komatsu, E., et al., 2011, *Astrophys. J. Suppl.*, 192, 18 [arXiv:astro-ph/1001.4538]
- Li, M., 2004, *Phys. Lett. B.*, 603, 1 [arXiv:astro-ph/0403127]
- Lu, J., Gui, Y. X. and Xu, L., 2009, *Eur. Phys. J. C.*, 63, 349 [arXiv:astro-ph/1004.3365]
- Liao, K. et al., 2012a, *Phys. Lett. B.*, 714, 1 [arXiv:astro-ph/1207.2552]
- Liao, K. et al., 2012b, *Phys. Lett. B.*, 710, 17 [arXiv:astro-ph/1205.0972]
- Lewis, A. and Bridle, S., 2002, *Phys. Rev. D.*, 66, 103511 [arXiv:astro-ph/0205436],
URL: <http://cosmologist.info/cosmomc/>.
- Meng, X. H., Hu, M. G. and Ren, J., 2005 [arXiv:astro-ph/0510357]
- Ma, C. and Zhang, T. J., 2011, *Astrophys. J.*, 730, 74 [arXiv:astro-ph/1007.3787]
- Nesseris, S. and Perivolaropoulos, L., 2005, *Phys. Rev. D.*, 72, 123519 [arXiv:astro-ph/0511040]
- Perlmutter, S., et al. 1999, *ApJ*, 517, 565 [arXiv:astro-ph/9812133]
- Pope, A. C., et al. 2004, *ApJ*, 607, 655 [arXiv:astro-ph/0401249]
- Peebles, P. J. E., 1998a, *ApJL*, 325, 17
- Peebles, P. J. E., 1998b, *Phys. Rev. D*, 37, 3406
- Park, C. G., Hwang, J., Park, J. and Noh, H., 2010, *Phys. Rev. D.*, 81, 063532
- Percival, W. J., et al., 2007, *Mon. Not. Roy. Astron. Soc.*, 381, 1053 [arXiv:astro-ph/0705.3323]
- Percival, W. J., et al., 2010, *Mon. Not. Roy. Astron. Soc.*, 401, 2148 [arXiv:astro-ph/0907.1660]
- Riess, A. G., et al. 1998, *AJ*, 116, 1009 [arXiv:astro-ph/9805201]

- Riess, A. G., et al., 2009, *Astrophys. J.*, 699, 539 [arXiv:astro-ph/0905.0695]
Setare M. R., 2007a, *Phys. Lett. B.*, 654, 1 [arXiv:astro-ph/0708.0118]
Setare M. R., 2007b, *Eur. Phys. J. C.*, 52, 689 [arXiv:astro-ph/0711.0524]
Sanchez, E., et al., 2010, *Mon. Not. Roy. Astron. Soc.*, 411, 277 [arXiv:astro-ph/1006.3226v2]
Stern, D., et al., 2009 arXiv:0907.3149 [astro-ph.CO]
Wu, P. and Yu, H., 2007, *JCAP*, 0703, 015 [arXiv:astro-ph/0701446]
Xu, L. and Lu, J., 2010a, *JCAP*, 03, 025 [arXiv:astro-ph/1004.3344]
Xu, L. and Wang, Y., 2010b [arXiv:astro-ph/1009.0963]
Xu, L. and Wang, Y., 2010c, *Phys. Rev. D.*, 82, 043503 [arXiv:astro-ph/1006.4889]
Xu, L. and Wang, Y., 2010d, *JCAP*, 06, 002 [arXiv:astro-ph/1006.0296]
Zhu, Z.-H. and Alcaniz, J. S., 2005, *Astrophys. J.*, 620, 7 [arXiv:astro-ph/0404201]
Zhu, Z.-H., 2004, *Astron. Astrophys.*, 423, 421 [arXiv:astro-ph/0411039]
Zhang, H. and Zhu, Z.-H., 2006, *Phys. Rev. D.*, 73, 043518 [arXiv:astro-ph/0509895]
Zhang, X., Wu, F. Q. and Zhang, J., 2006, *JCAP*, 0601, 003 [arXiv:astro-ph/0411221]