

## Multimodality of rich clusters from the SDSS DR8 within the supercluster-void network

M. EINASTO\*

*Tartu Observatory,  
61602 Tõravere, Estonia  
\*E-mail: maret@aai.ee*

We study the relations between the multimodality of galaxy clusters drawn from the SDSS DR8 and the environment where they reside. We find that multimodal clusters reside in higher density environment than unimodal clusters. We determine morphological types of superclusters and show that clusters in superclusters of spider morphology have higher probabilities to have substructure and larger peculiar velocities of their main galaxies than clusters in superclusters of filament morphology. Our study shows the importance of the role of superclusters as high density environment which affects the properties of galaxy systems in them.

*Keywords:* Large-scale structure of the Universe; galaxies; clusters.

### 1. Introduction

To understand the formation, evolution, and present-day properties of the Universe we should study the properties of structures forming the cosmic web - superclusters and galaxy groups and clusters in them together. We analyse the properties of clusters to determine substructures in them, study the relations between the multimodality of rich clusters from the SDSS DR8 and the environment where they reside, and compare the properties of clusters in superclusters of different morphology.

We use data from the 8th data release of the Sloan Digital Sky Survey, in total 576493 galaxies from MAIN sample. Groups of galaxies are found with the Friends-of-Friends method, see<sup>1</sup> for details. Data about 109 clusters with at least 50 member galaxies have been used. We apply the luminosity density field to determine superclusters of galaxies,<sup>1,2</sup> and find host superclusters for all clusters.

### 2. Methods and results

We apply several 3D, 2D, and 1D tests to analyse the presence of substructure in clusters, the location of their main galaxies, and the velocity distribution of galaxies in clusters, and find that more than 80% of clusters from our sample demonstrate signs of multimodality (see also<sup>3</sup>). The main galaxies of clusters are typically located near the center of one of the components in the cluster, but not always in the central component. In Figure 1 we show the results of the two 3D test: the 3D normal mixture modelling and the Dressler-Shectman (DS) test.

We determined morphological types of all superclusters hosting rich clusters with Minkowski functionals. Using first three Minkowski functionals we defined shapefinders which describe the planarity (shapefinder  $K_1$ ) and filamentarity (shapefinder  $K_2$ ) of superclusters. The maximum value of the fourth Minkowski

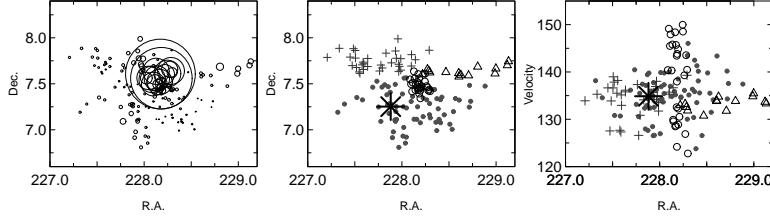


Fig. 1. The cluster 34726 (Abell cluster A2028). From left to right: the DS test bubble plot (symbol sizes are proportional to the probability to have substructure), and R.A. vs. Dec., and R.A. vs. velocity ( $10^2 km/sec$ ) plots; the symbols show different components as found with normal mixture modelling. The star shows the location of the main galaxy.

functional  $V_3$  (the clumpiness) characterises the inner structure of the superclusters.<sup>4</sup> Superclusters show two main morphological types: spiders and filaments. Figure 2 shows the fourth Minkowski functional  $V_3$  vs. mass fraction  $mf$  and the shapefinders  $K_1$  and  $K_2$  (morphological signature) for a supercluster of filament morphology, SCl 027, and of spider morphology, SCl 019.<sup>4,5</sup>

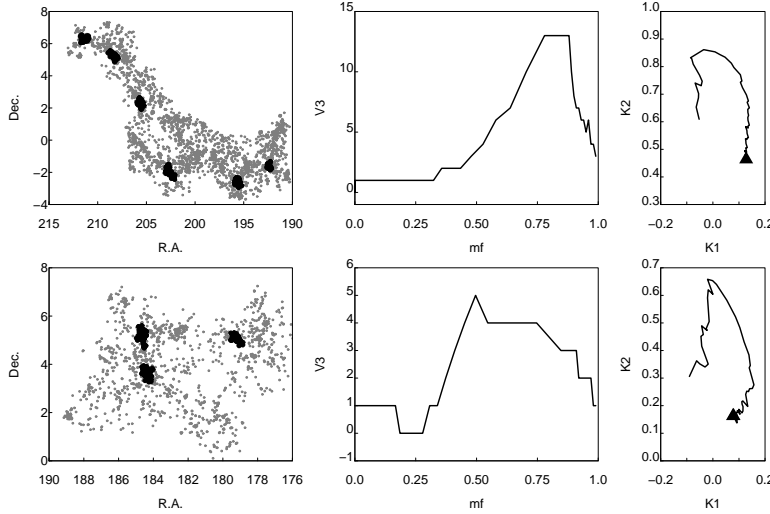


Fig. 2. Sky distribution of galaxies (left panel), the fourth Minkowski functional  $V_3$  (middle panel) and the shapefinder's  $K_1$ - $K_2$  plane (right panel) for a supercluster of filament morphology, SCl 027 (upper row), and of spider morphology, SCl 019 (lower row), two rich superclusters in the Sloan Great Wall. Black filled circles denote galaxies in clusters with at least 50 member galaxies, grey dots denote other galaxies. Mass fraction increases anti-clockwise along the  $K_1$ - $K_2$  curve.

Clusters in superclusters of spider morphology have higher probabilities to have substructure and larger peculiar velocities of their main galaxies than clusters in filament-type superclusters, being therefore dynamically younger (Fig. 3). Superclusters of spider morphology have richer inner structure than superclusters of fil-

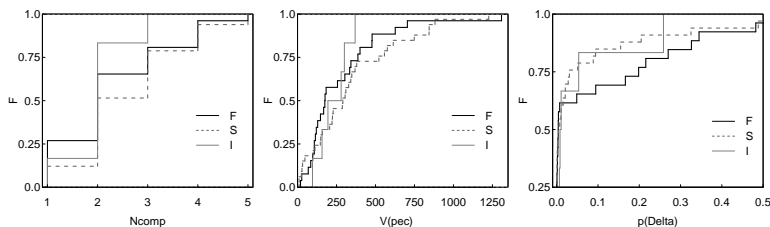


Fig. 3. Cumulative distributions of the numbers of components in clusters,  $N_{\text{comp}}$ , peculiar velocities of cluster main galaxies,  $V_{\text{pec}}$  (in  $\text{km s}^{-1}$ ), and p-value of the DS test,  $p_{\Delta}$  for clusters in superclusters of filament morphology (F, black solid line), of spider morphology (S, grey dashed line), and for isolated clusters (I, thin grey solid line).

ament morphology with large number of filaments between clusters in them. This may lead to the differences noted in this study.<sup>6</sup>

We note that recently Costa-Duarte et al.<sup>7</sup> found that the galaxy populations in superclusters of filament and pancake type are similar. This shows that the problem is not yet solved. Future studies of the galaxies and groups in superclusters are needed to understand the role of the large scale environment in shaping the properties of galaxies and their systems.

### Acknowledgments

I thank my coauthors Jaan Vennik, Elmo Tempel, Enn Saar, Pasi Nurmi, Antti Ahvensalmi and others for a fruitful collaboration. The present study was supported by the Estonian Science Foundation grants No. 8005, 7765, 9428, and MJD272, by the Estonian Ministry for Education and Science research project SF0060067s08, and by the European Structural Funds grant for the Centre of Excellence "Dark Matter in (Astro)particle Physics and Cosmology" TK120. We are pleased to thank the SDSS Team for the publicly available data releases.

### References

1. E. Tempel, E. Tago and L. J. Liivamägi, *Astron. Astrophys.* **540**, p. A106(April 2012).
2. L. J. Liivamägi, E. Tempel and E. Saar, *Astron. Astrophys.* **539**, p. A80(March 2012).
3. M. Einasto, J. Vennik, P. Nurmi, E. Tempel, A. Ahvensalmi, E. Tago, L. J. Liivamägi, E. Saar, P. Heinämäki, J. Einasto and V. J. Martínez, *Astron. Astrophys.* **540**, p. A123(April 2012).
4. M. Einasto, E. Saar, L. J. Liivamägi, J. Einasto, E. Tago, V. J. Martínez, J.-L. Starck, V. Müller, P. Heinämäki, P. Nurmi, M. Gramann and G. Hütsi, *Astron. Astrophys.* **476**, 697(December 2007).
5. M. Einasto, L. J. Liivamägi, E. Tempel, E. Saar, E. Tago, P. Einasto, I. Enkvist, J. Einasto, V. J. Martínez, P. Heinämäki and P. Nurmi, *ApJ* **736**, p. 51(July 2011).
6. M. Einasto, L. J. Liivamägi, E. Tempel, E. Saar, J. Vennik, P. Nurmi, M. Gramann, J. Einasto, E. Tago, P. Heinämäki, A. Ahvensalmi and V. J. Martínez, *Astron. Astrophys.* **542**, p. A36(June 2012).
7. M. V. Costa-Duarte, L. Sodre, Jr and F. Durret, *ArXiv: 1210.0455* (October 2012).