

Electronic structure and superconductivity of BiS₂-based compounds LaO_{1-x}F_xBiS₂

B. Li and Z. W. Xing*

*National Laboratory of Solid State Microstructures and
Department of Materials Science and Engineering,
Nanjing University, Nanjing 210093, China*

Abstract

Using the density-functional perturbation theory with structural optimization, we investigate the electronic structure, phonon spectra, and superconductivity of BiS₂-based layered compounds LaO_{1-x}F_xBiS₂. For LaO_{0.5}F_{0.5}BiS₂, the calculated electron-phonon coupling constant is equal to $\lambda = 0.8$, and obtained $T_c \simeq 9.1$ K is very close to its experimental value, indicating that it is a conventional electron-phonon superconductor.

PACS numbers:

The recent discovery of superconductivity in the BiS₂-based compounds has attracted much attention due to their layered crystal structure and physical properties similar to cuprate and Fe-based superconductors. The Bi₄O₄S₃ superconductor was found to exhibit metallic transport behavior and to show a zero-resistivity state below 4.5 K.¹ Soon after, another type of BiS₂-based systems, ReO_{1-x}F_xBiS₂ (Re = La, Ce, Pr, and Nd), were reported to be superconducting with transition temperatures T_c equal to 10.6, 3.0, 5.5, and 5.6 K, respectively.²⁻⁵ For Bi₄O₄S₃ (ReO_{1-x}F_xBiS₂), superconductivity can be obtained by electrons doping into the insulating parent compound Bi₆O₈S₅ (ReOBiS₂). Experimental and theoretical studies indicated that these materials exhibit multiband behavior with dominant electron carriers originating mainly from the Bi 6*p* orbitals.^{1,6-10}

In this Letter we report the calculated results for the electronic structure of LaO_{1-x}F_xBiS₂ ($x = 0, 0.5, \text{ and } 1$), phonon dispersions and electron-phonon coupling of superconducting LaO_{0.5}F_{0.5}BiS₂. From the first-principles calculation, it is shown that the parent compound LaOBiS₂ is a band insulator with an energy gap of ~ 0.1 eV, similar to the ground state of cuprate and pnictide superconductors. Upon F doping, the Fermi level moves up and the system appears a metallic nature. We obtain electron-phonon coupling constant $\lambda = 0.8$ and superconducting transition temperature $T_c \simeq 9.1$ K in LaO_{0.5}F_{0.5}BiS₂, indicating that this compound can be explained as a conventional phonon-mediated superconductor, quite different from the Fe-based materials^{11,12} but somewhat similar to the Ni-based compounds.^{13,14}

All calculations were performed in the generalized gradient approximation (GGA). We used the full-potential linearized augmented plane wave method implemented in the WIEN2K package¹⁵ for the lattice parameter optimization and electronic structure calculations. The GGA presented by Wu and Cohen¹⁶ was used for the exchange-correlation energy calculations. The phonon dispersions were obtained in linear response via the QUANTUM-ESPRESSO program¹⁷ and ultrasoft pseudopotentials. The GGA of Perdew-Burke-Ernzerhof¹⁸ was adopted for the exchange-correlation potentials with a cutoff of 60 Ry for the wave functions and 600 Ry for the charge density.

LaO_{1-x}F_xBiS₂ with $x=0$ or 1 is crystallized in the ZrCuSiAs type tetragonal structure (P4/nmm) with La, Bi, S1 in the Bi planes, S2 in between Bi-S1 and La-O(F) planes, and O(F) being at the positions $2c(0.5, 0, z_{La})$, $2c(0.5, 0, z_{Bi})$, $2c(0.5, 0, z_{S1})$, $2c(0.5, 0, z_{S2})$, and $2a(0, 0, 0)$, respectively. The F substitution at the O sites in LaO_{0.5}F_{0.5}BiS₂ reduces the symmetry to a space group of P-4m2. Starting from the lattice parameters ($a =$

4.0527 Å and $c = 13.3237$ Å) reported by Mizuguchi *et al.*², we have performed the full structural optimization including the lattice parameters and atomic positions, the obtained results being summarized in Table I. The calculated band structures and electronic density of states (DOS) are shown in Figs. 1 and 2, respectively. The contribution of orbital states to the band structure are characterized by different colors: blue (Bi- p), red (S1- p), and green (O- p and S2- p). For LaOBiS₂, the Fermi level is located at the upper edge of valence bands with an energy gap of ~ 0.1 eV, indicating an insulating behavior. The valence bands spread from around -6 eV to 0 and consist of the p states of the O and S atoms. While the La- d and La- f states lie above 4 eV, far away from the Fermi level, the Bi- p and S1- p states dominate the conduction bands. For doped LaO_{0.5}F_{0.5}BiS₂, the Fermi level shifts up and enters the conduction bands coming from the Bi- p and S1- p states, so that the Bi-S1 layers dominantly contribute to the electronic conduction. As shown in Fig. 1b, another interesting feature is a eightfold increase of the energy gap below the Fermi level. The present Fermi level crosses four bands of electron pockets, and so LaO_{0.5}F_{0.5}BiS₂ has electron carriers, which is well consistent with the Hall resistance measurements.¹⁰ The DOS at the Fermi level is equal to $N(E_F) = 1.22$ eV⁻¹ on a per formula unit both spins basis, and the corresponding bare susceptibility and specific heat coefficient are given by $\chi_0 = 4.0 \times 10^{-5}$ emu/mol and $\gamma_0 = 3.0$ mJ/mol K², respectively. For LaFBiS₂, the Fermi level further moves up and the energy gap below the Fermi level increases to ~ 1.0 eV. Meanwhile, the DOS at the Fermi level increases to $N(E_F) = 1.84$ eV⁻¹ per formula unit both spins, yielding $\chi_0 = 6.0 \times 10^{-5}$ emu/mol and $\gamma_0 = 4.5$ mJ/mol K².

The calculated phonon dispersions of LaO_{0.5}F_{0.5}BiS₂ are plotted in Fig. 3, in which there are 30 phonon bands extending up to ~ 450 cm⁻¹ and the point group at Γ point is D_{2d} . The corresponding phonon density of states (PDOS), Eliashberg spectral function $\alpha^2F(\omega)$, and projected PDOS are shown in Fig. 4. There are three distinct peaks centered at ~ 80 cm⁻¹ (A₁ mode at Γ point, vertical vibration), ~ 200 cm⁻¹ (E mode at Γ point, planar vibration), and ~ 255 cm⁻¹ (B₂ mode at Γ point, vertical vibration), respectively. The bands below 80 cm⁻¹ comes mainly from the PDOS contributions of the O and F atom vibrations, the peak at 200 cm⁻¹ mainly corresponds to the Bi character, and that at 255 cm⁻¹ corresponds to the S character. The calculated Eliashberg spectral function has peaks in the intermediate and high frequency regimes, which are contributed from the Bi and S atoms. From the $\alpha^2F(\omega)$ spectra in Fig. 4, we get the electron-phonon coupling $\lambda = 0.8$ and

the logarithmically averaged frequency $\omega_{ln} = 192$ K. Using further the Allen-Dynes formula with the Coulomb parameter $\mu^* = 0.1$, we finally obtain $T_c = 9.1$ K, which is found very close to the experimental value $T_c = 10.6$ K.² It then follows that the doped $\text{LaO}_{0.5}\text{F}_{0.5}\text{BiS}_2$ is very likely a conventional electron-phonon superconductor.

In summary, the present first-principles calculations indicate that $\text{LaO}_{1-x}\text{F}_x\text{BiS}_2$ changes from a band insulator at $x = 0$ to a band metal upon doping. Similar to $\text{LaFeAsO}_{1-x}\text{F}_x$, electrons in $\text{LaO}_{1-x}\text{F}_x\text{BiS}_2$ are doped from the $\text{LaO}(\text{F})$ redox layer to the superconducting BiS_2 layers. The p -orbital states of Bi-S1 layers play an important role in the electron transformation due to their domination of the DOS at the Fermi level. From the phonon calculations for $\text{LaO}_{0.5}\text{F}_{0.5}\text{BiS}_2$, we obtain a strong electron-phonon coupling of $\lambda = 0.8$ and a superconducting transition temperature of $T_c = 9.1$ K, the latter being very close to its experimental value. It then follows that $\text{LaO}_{0.5}\text{F}_{0.5}\text{BiS}_2$ is a conventional electron-phonon superconductor.

This work is supported by the State Key Program for Basic Researches of China (2010CB923404), the National Natural Science Foundation of China (11074109 and 11174125), and the National "Climbing" Program of China (91021003).

* Electronic address: zwxing@nju.edu.cn

¹ Y. Mizuguchi, H. Fujihisa, Y. Gotoh, K. Suzuki, H. Usui, K. Kuroki, S. Demura, Y. Takano, H. Izawa, and O. Miura, arXiv:1207.3145 (2012).

² Y. Mizuguchi, S. Demura, K. Deguchi, Y. Takano, H. Fujihisa, Y. Gotoh, H. Izawa, and O. Miura, arXiv:1207.3558 (2012).

³ J. Xing, S. Li, X. Ding, H. Yang, and H.-H. Wen, arXiv:1208.5000 (2012).

⁴ R. Jha, S. K. Singh, and V. P. S. Awana, arXiv:1208.5873 (2012).

⁵ S. Demura, Y. Mizuguchi, K. Deguchi, H. Okazaki, H. Hara, T. Watanabe, S. J. Denholme, M. Fujioka, T. Ozaki, H. Fujihisa, Y. Gotoh, O. Miura, T. Yamaguchi, H. Takeya, and Y. Takano, arXiv:1207.5248 (2012).

⁶ H. Usui, K. Suzuki, and K. Kuroki, arXiv:1207.3888 (2012).

⁷ S. Li, H. Yang, J. Tao, X. Ding, and H.-H. Wen, arXiv:1207.4955 (2012).

- ⁸ S. K. Singh, A. Kumar, B. Gahtori, Shruti, G. Sharma, S. Patnaik, and V. P. S. Awana, arXiv:1207.5428 (2012).
- ⁹ S. G. Tan, L. J. Li, Y. Liu, P. Tong, B. C. Zhao, W. J. Lu, and Y. P. Sun, arXiv:1207.5395 (2012).
- ¹⁰ V. P. S. Awana, A. Kumar, R. Jha, S. Kumar, J. Kumar, A. Pal, Shruti, J. Saha, and S. Patnaik, arXiv:1207.6845 (2012).
- ¹¹ L. Boeri, O. V. Dolgov, and A. A. Golubov, Phys. Rev. Lett. **101**, 026403 (2008).
- ¹² B. Li, Z. W. Xing, and M. Liu, Appl. Phys. Lett. **98**, 072506 (2011); B. Li, Z. W. Xing, G. Q. Huang, and M. Liu, J. Appl. Phys. **111**, 033922 (2012).
- ¹³ A. Subedi, D. J. Singh and M.-H. Du, Phys. Rev. B **78**, 060506(R) (2008).
- ¹⁴ A. Subedi, and D. J. Singh, Phys. Rev. B **78**, 132511(R) (2008).
- ¹⁵ P. Blaha, K. Schwarz, G. Madsen, D. Kvasnicka, and J. Luitz, *WIEN2K* (Technische Universitat Wien, Austria, 2007).
- ¹⁶ Z. Wu, and R. E. Cohen, Phys. Rev. B **73**, 235116 (2006).
- ¹⁷ See <http://www.quantum-espresso.org> for information about QUANTUM-ESPRESSO code.
- ¹⁸ J. P. Perdew, K. Burke, and M. Ernzerhof, Phys. Rev. Lett. **77**, 3865 (1996).

TABLE I: Various optimized structural parameters for $\text{LaO}_{1-x}\text{F}_x\text{BiS}_2$ with $x=0, 0.5$, and 1.

	a (Å)	c (Å)	z_{La}	z_{Bi}	z_{S1}	z_{S2}
LaOBiS_2	4.0171	13.2068	0.0998	0.6242	0.3660	0.8183
$\text{LaO}_{0.5}\text{F}_{0.5}\text{BiS}_2$	4.0314	13.2538	0.1065	0.6137	0.3846	0.8133
LaFBiS_2	4.0272	13.2398	0.1259	0.6095	0.3704	0.8133

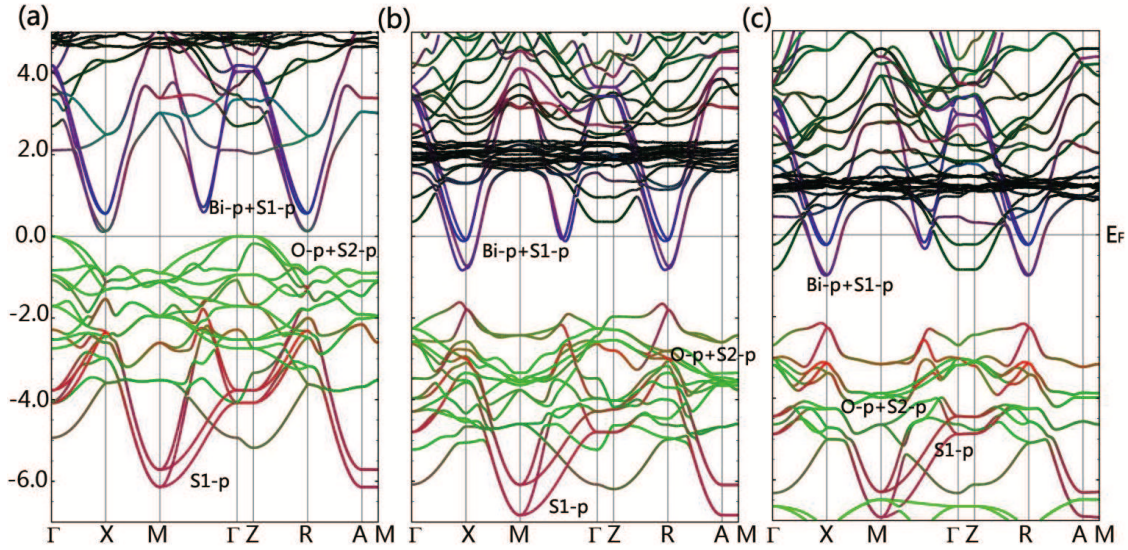


FIG. 1: Calculated band structure of $\text{LaO}_{1-x}\text{F}_x\text{BiS}_2$ with $x=0$ (a), 0.5 (b), and 1 (c) using the optimized lattice parameters and internal coordinates, with orbital character indicated by different colors: Bi- p (blue), S1- p (red), and O- p and S2- p (green).

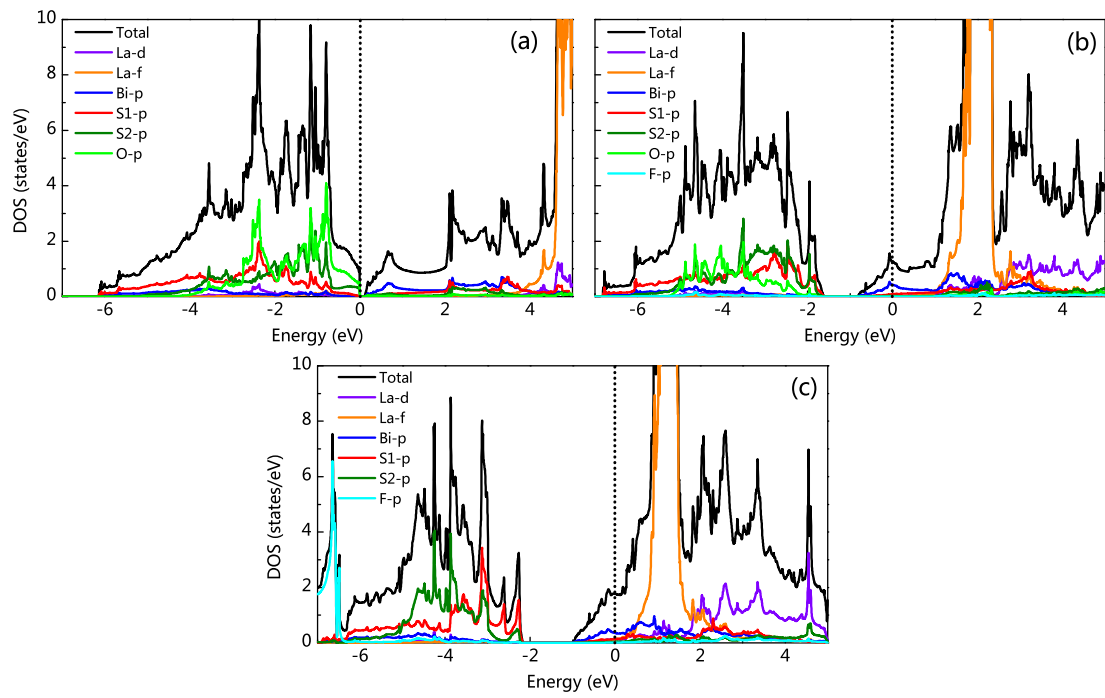


FIG. 2: Calculated electronic density of states on a per formula unit both spins basis for $\text{LaO}_{1-x}\text{F}_x\text{BiS}_2$ with $x = 0$ (a), 0.5 (b), and 1 (c).

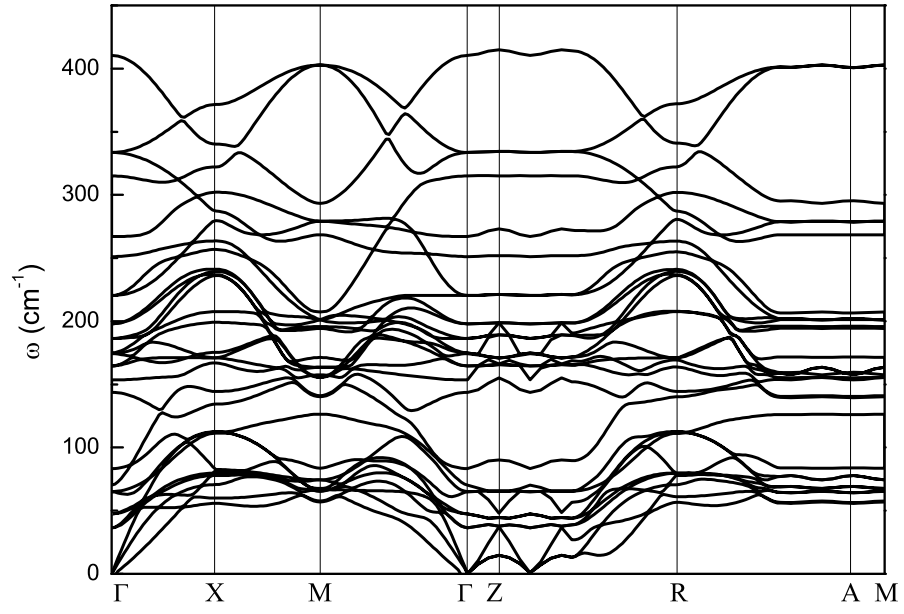


FIG. 3: Calculated phonon dispersion curves of $\text{LaO}_{0.5}\text{F}_{0.5}\text{BiS}_2$.

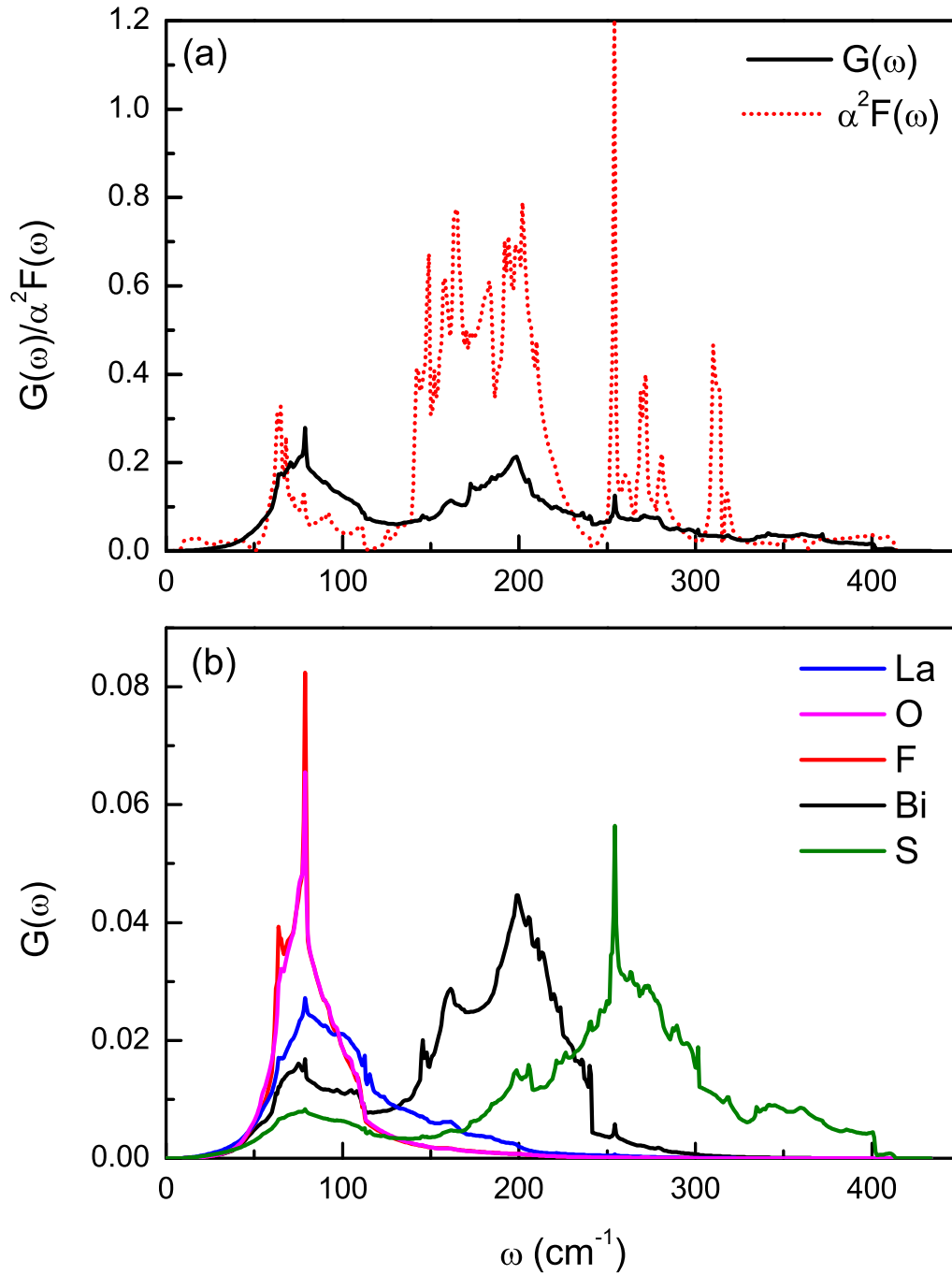


FIG. 4: (a) Phonon density of states $G(\omega)$ and electron-phonon spectral function $\alpha^2 F(\omega)$ for $\text{LaO}_{0.5}\text{F}_{0.5}\text{BiS}_2$, and (b) projected phonon density of states for each atom.