

Reversible MCMC on Markov equivalence classes of sparse directed acyclic graphs*

Yangbo He ^{†1}, Jinzhu Jia^{‡2} and Bin Yu^{§3}

¹*School of Mathematical Sciences and Center of Statistical Science, LMAM, LMEQF
Peking University*

e-mail: heyb@math.pku.edu.cn

²*School of Mathematical Sciences and Center of Statistical Science, LMAM
Peking University*

e-mail: jzjia@math.pku.edu.cn

³*Department of Statistics
UC, Berkeley, CA 94720*

e-mail: binyu@stat.berkeley.edu

Abstract:

Graphical models are popular statistical tools which are used to represent dependent or causal complex systems. Statistically equivalent causal or directed graphical models are said to belong to a Markov equivalence class. It is of great interest to describe and understand the space of such classes. However, with currently known algorithms, sampling over such classes is only feasible for graphs with fewer than approximately 20 vertices.

In this paper, we design reversible irreducible Markov chains on the space of Markov equivalent classes by proposing a *perfect* set of operators that determine the transitions of the Markov chain. The stationary distribution of a proposed Markov chain has a closed form and can be computed easily. Especially, we construct a concrete perfect set of operators on sparse Markov equivalence classes by introducing appropriate conditions on each possible operator. Algorithms and their accelerated version are provided to efficiently generate Markov chains and to explore properties of Markov equivalence classes of sparse directed acyclic graphs (DAGs) with thousands of vertices.

We find experimentally that in most Markov equivalence classes of sparse DAGs, (1) most edges are directed, (2) most undirected subgraphs are small, and (3) the number of these undirected subgraphs grows approximately linearly with the number of vertices.

Keywords and phrases: Sparse graphical model, Reversible Markov chain, Markov equivalence class.

*This work is partly done when Yangbo He was visiting Department of Statistics in UC Berkeley. Jinzhu Jia's work was done when he was a postdoc in UC Berkeley. We are very grateful to Adam Bloniarz for his comments that significantly improved the presentation of our manuscript. We also thank Jasjeet Sekhon and Lan Wu for their helpful comments.

[†]Supported partially by NSFC (11101008,71271211), 973 Program-2007CB814905, and LMEQF.

[‡]Supported partially by NSFC-11101005,DPHEC-20110001120113, US NSF grant SES-0835531 (CDI).

[§]Supported partially by US NSF grants DMS-0907632, DMS-0605165, DMS-1107000, SES-0835531 (CDI), ARO grant W911NF-11-1-0114, and the Center for Science of Information (CSol), an US NSF Science and Technology Center, under grant agreement CCF-0939370.

1. Introduction

Graphical models based on directed acyclic graphs (DAGs, denoted as \mathcal{D}) are widely used to represent causal or dependent relationships in various scientific investigations, such as bioinformatics, epidemiology, sociology and business [11, 12, 17, 18, 22, 27, 31]. A DAG encodes the independence and conditional independence restrictions (Markov properties) of variables. However, because different DAGs can encode the same set of independencies or conditional independencies, most of the time we cannot distinguish DAGs via observational data [28]. A Markov equivalence class is used to represent all DAGs that encode the same dependencies and independencies [2, 6, 29]. A Markov equivalence class can be visualized (or modeled) and uniquely represented by a completed partial directed acyclic graph (completed PDAG for short) [6] which possibly contains both directed edges and undirected edges [20]. There exists a one-to-one correspondence between completed PDAGs and Markov equivalence classes [2]. The completed PDAGs are also called essential graphs by Andersson et al. [2] and maximally oriented graphs by Meek [24].

A *set* of completed PDAGs can be used as a model space. The modeling task is to discover a proper Markov equivalence class in the model space [3, 4, 7, 8, 16, 23]. Understanding the set of Markov equivalence classes is important and useful for statistical causal modeling [13, 14, 19]. For example, if the number of DAGs is large for Markov equivalence classes in the model space, searching based on unique completed PDAGs could be substantially more efficient than searching based on DAGs [6, 23, 25]. Moreover, if most completed PDAGs in the model space have many undirected edges (with non-identifiable directions), many interventions might be needed to identify the causal directions [10, 15].

Because the number of Markov equivalence classes increases super-exponentially with the number of vertices (eg. more than 10^{18} classes with 10 vertices)[14], it's hard to study sets of Markov equivalence classes. To our knowledge, only *whole set* that contains all completed PDAGs with a small given number of vertices (≤ 10) have been studied thoroughly in the literature [13, 14, 30]. Moreover, these studies focus on the size of Markov equivalence classes, which is defined as the number of DAGs in a Markov equivalence class. Gillispie and Perlman [14] obtain the true size distribution of all Markov equivalence classes with a given number (10 or fewer) of vertices by listing all classes. Pena [30] designs a Markov chain to estimate the proportion of the equivalence classes containing only one DAG for graphs with 20 or fewer vertices.

In recent years, sparse graphical models have become popular tools for fitting high-dimensional multivariate data. The sparsity assumption introduces restrictions on the model space; a standard restriction is that the number of edges in the graph be less than a small multiple of the number of vertices. It is thus both interesting and important to be able to explore the properties of subsets of sparse graphical models. In this paper, we introduce a reversible irreducible Markov chain on general Markov equivalence classes. This Markov chain allows one to study properties of the sets that contain sparse Markov equivalence classes in a computationally efficient manner, for sparse graphs with thousands of vertices.

1.1. A Markov equivalence class and its representation

A graph \mathcal{G} is defined as a pair (V, E) , where $V = \{x_1, \dots, x_p\}$ denotes the vertex set with p variables and E denotes the edge set. Let $n_{\mathcal{G}} = |E|$ be the number of edges in \mathcal{G} . A directed

(undirected) edge is denoted as \rightarrow or \leftarrow ($-$). A graph is directed (undirected) if all of its edges are directed (undirected). A sequence (x_1, x_2, \dots, x_k) of distinct vertices is called a *path* from x_1 to x_k if either $x_i \rightarrow x_{i+1}$ or $x_i \leftarrow x_{i+1}$ is in E for all $i = 1, \dots, k - 1$. A path is partially directed if at least one edge in it is directed. A path is directed (undirected) if all edges are directed(undirected). A *cycle* is a path from a vertex to itself.

A *directed acyclic graph* (DAG), denoted by \mathcal{D} , is a directed graph which does not contain any directed cycle. Let τ be a subset of V . The *subgraph* $\mathcal{D}_\tau = (\tau, E_\tau)$ induced by the subset τ has vertex set τ and edge set E_τ , the subset of E which contains the edges with both vertices in τ . A subgraph $x \rightarrow z \leftarrow y$ is called a *v-structure* if there is no edge between x and y . An *acyclic partially directed graph* (PDAG), denoted by \mathcal{P} , is a graph with no directed cycle.

A graphical model consists of a DAG and a joint probability distribution. With the graphical model, all conditional independencies implied by the joint probability distribution can be read from the DAG. These conditional independencies are called Markov properties of the DAG [28]. A *Markov equivalence class* (MEC) is a set of DAGs that have the same Markov properties. Let the *skeleton* of an arbitrary graph \mathcal{G} be the undirected graph with the same vertices and edges as \mathcal{G} , regardless of their directions. Verma and Pearl [32] proved the following characterization of Markov equivalence classes:

Lemma 1 (Verma and Pearl [32]). *Two DAGs are Markov equivalent if and only if they have the same skeleton and the same v-structures.*

This lemma implies that, among DAGs in an equivalence class, some edge orientations may vary, while others will be preserved (for example, those involved in a V-structure). Consequently, a Markov equivalence class can be represented uniquely by a *completed PDAG*, defined as follows:

Definition 1 (Completed PDAG [6]). *The completed PDAG of a DAG \mathcal{D} , denoted as \mathcal{C} , is a PDAG that has the same skeleton as \mathcal{D} , and an edge is directed in \mathcal{C} if and only if it has the same orientation in every equivalent DAG of \mathcal{D} .*

In other words, a completed PDAG of a DAG \mathcal{D} has the same skeleton as \mathcal{D} and keeps the v-structures of \mathcal{D} . Another popular name of a completed PDAG is “essential graph” introduced by Andersson et al. [2], who show that all directed edges in a completed PDAG must be “strongly protected”, defined as follows:

Definition 2. *Let $\mathcal{G} = (V, E)$ be a graph. A directed edge $v \rightarrow u \in E$ is strongly protected in \mathcal{G} if $v \rightarrow u \in E$ occurs in at least one of the four induced subgraphs of \mathcal{G} in Figure 1:*

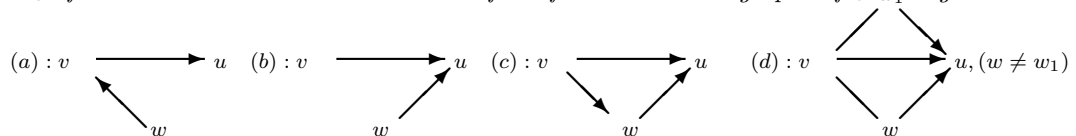


FIG 1. Four configurations where $v \rightarrow u$ is strongly protected in \mathcal{G} .

Andersson et al. [2] also introduce necessary and sufficient conditions for a graph to be an essential graph (equivalently, a completed PDAG), which we include in Lemma 2 in

Appendix A.

If we delete all directed edges from a completed PDAG, we are left with several isolated undirected subgraphs. Each isolated undirected subgraph is a *chain component* of the completed PDAG. Observational data is not sufficient to learn the directions of undirected edges of a completed PDAG; one must perform additional intervention experiments. In general, the size of a chain component is a measure of “complexity” of causal learning; the larger chain components the more interventions necessary to learn the underlying causal graph [15].

In learning graphical models [6] or studying Markov equivalence classes [30], Markov chains on completed PDAGs play an important role. We briefly introduce the existing methods to construct Markov chains on completed PDAGs in the next subsection.

1.2. Markov chains on completed PDAGs

To construct a Markov chain on completed PDAGs, we need to generate the transitions among them. In general, an *operator* that can modify the initial completed PDAG locally can be used to carry out a transition [6, 25, 30]. Let \mathcal{C} be a completed PDAG. We consider six types of operators on \mathcal{C} : inserting an undirected edge (denoted by InsertU), deleting an undirected edge (DeleteU), inserting a directed edge (InsertD), deleting a directed edge (DeleteD), making a v-structure (MakeV) and removing a v-structure (RemoveV). We call InsertU, DeleteU, InsertD, DeleteD, MakeV, and RemoveV the *types* of operators. An operator on a given completed PDAG is determined by two parts: its type and the modified edges. For example, the operator “InsertU $x-y$ ” on \mathcal{C} represents inserting an undirected edge $x-y$ to \mathcal{C} , and $x-y$ is the modified edge of the operator. A *modified graph* of an operator is the same as the initial completed PDAG, except for the modified edges of the operator. A modified graph might (not) be a PDAG or completed PDAG. Example 1 illustrates six operators on a completed PDAG \mathcal{C} and their corresponding modified graphs.

Example 1. Figure 2 displays six operators: InsertU $x-z$, DeleteU $y-z$, InsertD $x \rightarrow v$, DeleteD $z \rightarrow v$, MakeV $z \rightarrow y \leftarrow u$, and RemoveV $z \rightarrow v \leftarrow u$. After inserting an undirected edge $x-z$ into the initial graph \mathcal{C} , we get a modified graph denoted as \mathcal{P}_1 in Figure 2. By applying the other five operators to \mathcal{C} in Figure 2 respectively, we can obtain other five corresponding modified graphs $\mathcal{P}_2, \mathcal{P}_3, \mathcal{P}_4, \mathcal{P}_5$, and \mathcal{P}_6 . Here the operator “MakeV $z \rightarrow y \leftarrow u$ ” modifies $z-y-u$ to $z \rightarrow y \leftarrow u$ and the operator “RemoveV $z \rightarrow v \leftarrow u$ ” modifies $z \rightarrow v \leftarrow u$ to $z-v-u$. Notice that a modified graph might not be a PDAG though all modified graphs in this example are PDAGs.

In the above example, we see that the modified graph of an operator, denoted by \mathcal{P} , might be a PDAG, but might not be a completed PDAG. For example, the modified graphs \mathcal{P}_4 , and \mathcal{P}_6 in Figure 2 are not completed PDAGs because the directed edge $y \rightarrow v$ is not strongly protected; and \mathcal{P}_5 is not completed PDAG because $z \rightarrow y-x$ occurs, which makes condition (iii) in Lemma 2 not hold. A *consistent extension* of a PDAG \mathcal{P} is a directed acyclic graph (DAG) on the same underlying set of edges, with the same orientations on the directed edges of \mathcal{P} and the same set of v-structures [9, 33]. According to Lemma 1, all consistent extensions of a PDAG \mathcal{P} , if they exist, belong to a unique Markov equivalence class. Hence if the modified graph of an operator is a PDAG and has a consistent extension, it can result in a completed PDAG that corresponds to a unique Markov equivalence class. We call it the *resulting* completed PDAG of the operator.

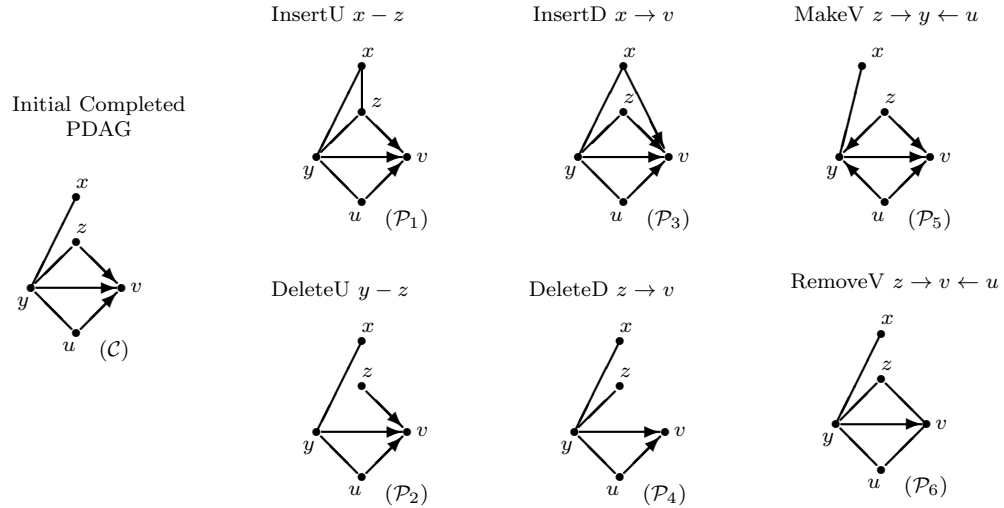


FIG 2. Examples of six operators of PDAG \mathcal{C} . \mathcal{P}_1 to \mathcal{P}_6 are the modified graphs of six operators.

To obtain a valid transition from one completed PDAG \mathcal{C} to another, Chickering [6] introduces the concept of *validity* for an operator on \mathcal{C} . A valid operator is defined as below.

Definition 3 (Valid operator). *An operator on \mathcal{C} is valid if (1) the modified graph of the operator is a PDAG and has a consistent extension, and (2) all modified edges in the modified graph occur in the resulting completed PDAG of the operator.*

The first condition in Definition 3 guarantees that a valid operator results in a completed PDAG. The second condition guarantees that the valid operator is “effective”; that is, the change brought about by the operator occurs in the resulting completed PDAG. The second condition is not trivial. Consider a three-vertex completed PDAG $(x - y - z)$ that has only one undirected edge $x - y$; after applying the operator “InsertD $y \rightarrow z$ ”, we get a modified graph $x - y \rightarrow z$. Clearly, $x - y \rightarrow z$ is a PDAG and has a consistent extension (say $x \rightarrow y \rightarrow z$). However, the corresponding resulting completed PDAG is $x - y - z$ and the operator “InsertD $y \rightarrow z$ ” is not “effective”. Here we notice that the second condition is implied by the context in Chickering [6]. Below we briefly introduce how to obtain the resulting completed PDAG of a valid operator from the modified graph.

Verma and Pearl [33] and Meek [24] introduce an algorithm for finding the completed PDAG from a “pattern” (given skeleton and v-structures). This method can be used to create the completed PDAG from a DAG or a PDAG. They first undirect every edge, except for those edges that participate in a v-structure. Then they choose one of the undirected edges and direct it if the corresponding directed edge is strongly protected, as shown in Figure 1 (a), (c) or (d). The algorithm terminates when there is no undirected edge that can be directed.

Chickering [6] propose an alternative approach to obtain the completed PDAG of a valid

operator from its modified graph. The method includes two steps. The first step generates a consistent extension (a DAG) of the modified graph (a PDAG) using algorithm described in Dor and Tarsi [9]. The second step creates a completed PDAG corresponding to the consistent extension. We recall Dor and Tarsi’s algorithm in Algorithm 3 in Appendix A. Chickering’s algorithms [5] for the second step are also summarized in Algorithm 4 in Appendix A for completeness of the paper.

The approach proposed by Chickering [5] is “more complicated but more efficient” [24] than Meek’s method described above. Hence in this paper, we use Chickering’s approach to obtain the resulting completed PDAG of a valid operator from its modified graph. Below, we give an example to illustrate this approach.

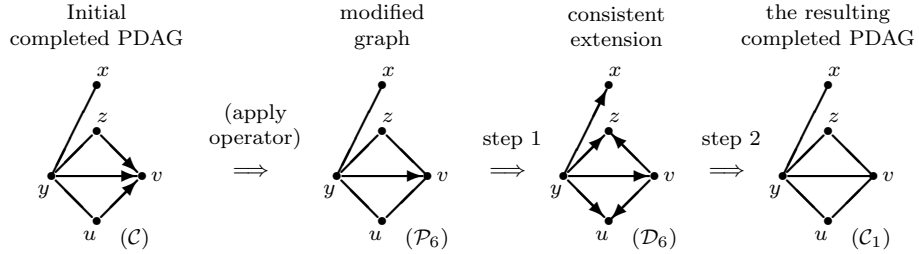


FIG 3. Example for constructing the unique resulting completed PDAG of a valid operator. An operator “Remove $z \rightarrow v \leftarrow u$ ” in Figure 2 is applied to the initial completed PDAG \mathcal{C} and finally results in the resulting completed PDAG \mathcal{C}_1 .

Example 2. Consider the initial completed PDAG \mathcal{C} and the operator “Remove $z \rightarrow v \leftarrow u$ ” in Figure 2. We illustrate in Figure 3 the steps of Chickering’s approach that generates the resulting completed PDAG \mathcal{C}_1 by applying “Remove $z \rightarrow v \leftarrow u$ ” to \mathcal{C} . The first step (step 1) extends the modified graph (a PDAG \mathcal{P}_6) to a consistent extension (\mathcal{D}_6) via Algorithm 3 in Appendix A. The second step (step 2) constructs the resulting completed PDAG \mathcal{C}_1 of the operator “Remove $z \rightarrow v \leftarrow u$ ” from the DAG \mathcal{D}_6 via Algorithm 4 in Appendix A.

With a set of valid operators, a Markov chain on completed PDAGs can be constructed. Let \mathcal{S}_p be the whole set of completed PDAGs with p vertices, \mathcal{S} be a given subset of \mathcal{S}_p . For any completed PDAG $\mathcal{C} \in \mathcal{S}$, let $\mathcal{O}_{\mathcal{C}}$ be a set of valid operators of interest to be defined later on \mathcal{C} . A set of valid operators on \mathcal{S} is defined as

$$\mathcal{O} = \bigcup_{\mathcal{C} \in \mathcal{S}} \mathcal{O}_{\mathcal{C}}. \quad (1.1)$$

Here we notice that each operator in \mathcal{O} is specific to the completed PDAG that the operator applies to. A Markov chain $\{e_t\}$ on \mathcal{S} based on the set \mathcal{O} can be defined as follows.

Definition 4 (A Markov Chain $\{e_t\}$ on \mathcal{S}). *The Markov Chain $\{e_t\}$ determined by a set of valid operators \mathcal{O} is generated as follows: start at an arbitrary completed PDAG, denoted as $e_0 = \mathcal{C}_0 \in \mathcal{S}$, and repeat the following steps for $t = 0, 1, \dots$,*

1. At the t -th step we are at a completed PDAG e_t .
2. We choose an operator o_{e_t} uniformly from \mathcal{O}_{e_t} ; if the resulting completed PDAG \mathcal{C}_{t+1} of o_{e_t} is in \mathcal{S} , move to \mathcal{C}_{t+1} and set $e_{t+1} = \mathcal{C}_{t+1}$, otherwise we stay at e_t and set $e_{t+1} = e_t$.

There are other transitions available in the literature. For example, the transitions proposed by Pena [30] move from completed PDAGs to their modified graphs only if the modified graph happens to be its resulting completed PDAG. Obviously, the transitions used in Definition 4 are superior to Pena's because they provides more transition states for any completed PDAG.

The set \mathcal{S} is the finite state space of chain $\{e_t\}$. Clearly, the sequence of completed PDAGs $\{e_t : t = 0, 1, \dots\}$ in Definition 4 is a discrete-time Markov chain [21, 26]. Let $p_{\mathcal{C}\mathcal{C}'}$ be the one-step transition probability of $\{e_t\}$ from \mathcal{C} to \mathcal{C}' for any two completed PDAGs \mathcal{C} and \mathcal{C}' in \mathcal{S} . A Markov chain $\{e_t\}$ is *irreducible* if it can reach any completed PDAG starting at any state in \mathcal{S} . If $\{e_t\}$ is irreducible, there exists a unique stationary distribution $\pi = (\pi_{\mathcal{C}}, \mathcal{C} \in \mathcal{S})$ satisfying balance equations [26]

$$\pi_{\mathcal{C}} = \sum_{\mathcal{C}' \in \mathcal{S}} \pi_{\mathcal{C}'} p_{\mathcal{C}'\mathcal{C}} \text{ for all } \mathcal{C} \in \mathcal{S}. \quad (1.2)$$

An irreducible chain e_t is *reversible* if there exists a probability distribution π such that

$$\pi_{\mathcal{C}} p_{\mathcal{C}\mathcal{C}'} = \pi_{\mathcal{C}'} p_{\mathcal{C}'\mathcal{C}}, \text{ for all } \mathcal{C}, \mathcal{C}' \in \mathcal{S}. \quad (1.3)$$

Standard results imply that π is the unique stationary distribution of the discrete-time Markov chain $\{e_t\}$ if it is finite, reversible, and irreducible. Moreover, the stationary probabilities $\pi_{\mathcal{C}}$ can be calculated efficiently if the Markov chain satisfies Equation (1.3).

The properties of the Markov chain $\{e_t\}$ given in Definition 4 depend on the operator set \mathcal{O} . To implement score-based searching in the whole set of Markov equivalence classes, Chickering [6] introduces a set of operators with types of InsertU, DeleteU, InsertD, DeleteD, MakeV, or ReverseD (reversing the direction of a directed edge), subject to some validity conditions. Unfortunately, the Markov chain in Definition 4 is not reversible if the set of Chickering's operators is used. Our goal is to design a reversible Markov chain, as it makes it easier to compute the stationary distribution, and thereby to study the properties of a subset of Markov equivalence classes.

In section 2, we first discuss the properties of an operator set \mathcal{O} needed to guarantee that the Markov chain is reversible. Section 2 also explains how to use the samples from the Markov chain to study properties of any given subset of Markov equivalence classes. In Section 3 we focus on studying sets of sparse Markov equivalence classes. Finally, in Section 4, we report the properties of directed edges and chain components in sparse Markov equivalence classes with up to one thousand of vertices.

2. Reversible Markov chains on Markov equivalence classes

Let \mathcal{S} be any subset of the whole set \mathcal{S}_p , and \mathcal{O} be a set of operators on \mathcal{S} defined in Equation (1.1). As in Definition 4, we can obtain a Markov chain denoted by $\{e_t\}$. We first discuss four properties of \mathcal{O} that guarantee that $\{e_t\}$ is reversible and irreducible. They are

validity, distinguishability, irreducibility and reversibility. We call a set of operators *perfect* if it satisfies these four properties. Then we give the stationary distribution of $\{e_t\}$ when \mathcal{O} is perfect and show how to use $\{e_t\}$ to study properties of \mathcal{S} .

2.1. A reversible Markov chain based on a perfect set of operators

Let $p_{\mathcal{C}\mathcal{C}'}$ be a one-step transition probability of $\{e_t\}$ from \mathcal{C} to \mathcal{C}' for any two completed PDAGs \mathcal{C} and \mathcal{C}' in \mathcal{S} . In order to formulate $p_{\mathcal{C}\mathcal{C}'}$ clearly, we introduce two properties of \mathcal{O} : Validity and Distinguishability.

Definition 5 (Validity). *Given \mathcal{S} and any completed PDAG \mathcal{C} in \mathcal{S} , a set of operators \mathcal{O} on \mathcal{S} is valid if for any operator $o_{\mathcal{C}}$ (o without confusion below) in $\mathcal{O}_{\mathcal{C}}$, o is valid according to Definition 3 and the resulting completed PDAG obtained by applying o to \mathcal{C} is also in \mathcal{S} .*

According to Definition 5, if a set of operators \mathcal{O} on \mathcal{S} is valid, we can move to a new completed PDAG in each step of $\{e_t\}$ and the one-step transition probability of any completed PDAG to itself is zero:

$$p_{\mathcal{C}\mathcal{C}} = 0, \text{ for any completed PDAG } \mathcal{C} \in \mathcal{S}. \quad (2.1)$$

For a set of valid operators \mathcal{O} and any completed PDAG \mathcal{C} in \mathcal{S} , we define the resulting completed PDAGs of the operators in $\mathcal{O}_{\mathcal{C}}$ as the *direct successors* of \mathcal{C} . For any direct successor of \mathcal{C} , denoted by \mathcal{C}' , we obtain $p_{\mathcal{C}\mathcal{C}'}$ clearly as in Equation (2.2) if \mathcal{O} has the following property.

Definition 6 (Distinguishability). *A set of valid operators \mathcal{O} on \mathcal{S} is distinguishable if for any completed PDAG \mathcal{C} in \mathcal{S} , different operators in $\mathcal{O}_{\mathcal{C}}$ will result in different completed PDAGs.*

If \mathcal{O} is distinguishable, for any direct successor of \mathcal{C} , denoted by \mathcal{C}' , there is a unique operator in $\mathcal{O}_{\mathcal{C}}$ that can transform \mathcal{C} to \mathcal{C}' . Thus, the number of operators in $\mathcal{O}_{\mathcal{C}}$ is the same as the number of direct successors of \mathcal{C} . Sampling operators from $\mathcal{O}_{\mathcal{C}}$ uniformly generates a uniformly random transition from \mathcal{C} to its direct successors. By denoting $M(\mathcal{O}_{\mathcal{C}})$ as the number of operators in $\mathcal{O}_{\mathcal{C}}$, we have

$$p_{\mathcal{C}\mathcal{C}'} = \begin{cases} 1/M(\mathcal{O}_{\mathcal{C}}), & \mathcal{C}' \text{ is a direct successor of } \mathcal{C} \in \mathcal{S}; \\ 0, & \text{otherwise.} \end{cases} \quad (2.2)$$

We introduce this property because it makes computation of $p'_{\mathcal{C}\mathcal{C}}$ efficient: if \mathcal{O} is distinguishable, we know $p_{\mathcal{C}\mathcal{C}'}$ right away from $M(\mathcal{O}_{\mathcal{C}})$.

In order to make sure the Markov chain $\{e_t\}$ is irreducible and reversible, we introduce two more properties of \mathcal{O} : irreducibility and reversibility.

Definition 7 (Irreducibility). *A set of operators \mathcal{O} on \mathcal{S} is irreducible if for any two completed PDAGs $\mathcal{C}, \mathcal{C}' \in \mathcal{S}$, there exists a sequence of operators in \mathcal{O} such that we can obtain \mathcal{C}' from \mathcal{C} by applying these operators sequentially.*

If \mathcal{O} is irreducible, starting at any completed PDAG in \mathcal{S} , we have positive probability to reach any other completed PDAG via a sequence of operators in \mathcal{O} . Thus, the Markov chain $\{e_t\}$ is irreducible.

Definition 8 (Reversibility). *A set of operators \mathcal{O} on \mathcal{S} is reversible if for any completed PDAG $\mathcal{C} \in \mathcal{S}$ and any operator $o \in \mathcal{O}_{\mathcal{C}}$ with \mathcal{C}' being the resulting completed PDAG of o , there is an operator $o' \in \mathcal{O}_{\mathcal{C}'}$ such that \mathcal{C} is the resulting completed PDAG of o' .*

If the set of operators \mathcal{O} on \mathcal{S} is valid, distinguishable and reversible, for any pair of completed PDAGs $\mathcal{C}, \mathcal{C}' \in \mathcal{S}$, \mathcal{C} is also a direct successor of \mathcal{C}' if \mathcal{C}' is a direct successor of \mathcal{C} . For any $\mathcal{C} \in \mathcal{S}$ and any of its direct successors \mathcal{C}' , we have

$$p_{\mathcal{C}\mathcal{C}'} = 1/M(\mathcal{O}_{\mathcal{C}}) \quad \text{and} \quad p_{\mathcal{C}'\mathcal{C}} = 1/M(\mathcal{O}_{\mathcal{C}'}). \quad (2.3)$$

Let $\mathcal{T} = \sum_{\mathcal{C} \in \mathcal{S}} M(\mathcal{O}_{\mathcal{C}})$, and define a probability distribution as

$$\pi_{\mathcal{C}} = M(\mathcal{O}_{\mathcal{C}})/\mathcal{T}. \quad (2.4)$$

Clearly, Equation (1.3) holds for $\pi_{\mathcal{C}}$ in Equation (2.4) if \mathcal{O} is valid, distinguishable and reversible. $\pi_{\mathcal{C}}$ is the unique stationary distribution of $\{e_t\}$ if it is also irreducible [1, 21, 26].

In the following proposition, we summarize our results about the Markov Chain $\{e_t\}$ on \mathcal{S} , and give its stationary distribution.

Proposition 1 (Stationary distribution of $\{e_t\}$). *Let \mathcal{S} be any given set of completed PDAGs. The set of operators is defined as $\mathcal{O} = \bigcup_{\mathcal{C} \in \mathcal{S}} \mathcal{O}_{\mathcal{C}}$ where $\mathcal{O}_{\mathcal{C}}$ is a set of operators on \mathcal{C} for any \mathcal{C} in \mathcal{S} . Let $M(\mathcal{O}_{\mathcal{C}})$ be the number of operators in $\mathcal{O}_{\mathcal{C}}$. For the Markov chain $\{e_t\}$ on \mathcal{S} generated according to Definition 4, if \mathcal{O} is perfect, that is, the properties – validity, distinguishability, reversibility and irreducibility hold for \mathcal{O} , then*

1. *the Markov chain $\{e_t\}$ is irreducible and reversible,*
2. *the distribution $\pi_{\mathcal{C}}$ in Equation (2.4) is the unique stationary distribution of $\{e_t\}$ and $\pi_{\mathcal{C}} \propto M(\mathcal{O}_{\mathcal{C}})$.*

The challenge is to construct a concrete perfect set of operators. In Section 3, we carry out such a construction for a set of Markov equivalence classes with sparsity constraints and provide algorithms to obtain a reversible Markov chain. We now show that a reversible Markov chain can be used to compute interesting properties of a completed PDAG set \mathcal{S} .

2.2. Estimating the properties of \mathcal{S} by a perfect Markov chain

For any $\mathcal{C} \in \mathcal{S}$, let $f(\mathcal{C})$ be a real function describing any property of interest of \mathcal{C} , and the random variable u be uniformly distributed on \mathcal{S} . In order to understand the property of interest, we compute the distribution of $f(u)$. For example, if we are interested in the proportion of completed PDAGs with at most 10 undirected edges in \mathcal{S} , we can define $f(u)$ as the number of undirected edges in u and then compute the probability of $\{f(u) \leq 10\}$. The proportion of Markov equivalence classes with size of one (equivalently, completed PDAGs that are directed) in \mathcal{S}_p is studied in the literature [13, 14, 30]. For this purpose, we can define $f(u)$ as the size of Markov equivalence classes represented by u and obtain the proportion by computing the probability of $\{f(u) = 1\}$.

Let A be any subset of \mathbb{R} , the probability of $\{f(u) \in A\}$ is

$$\mathbb{P}(f(u) \in A) = \frac{|\{\mathcal{C} : f(\mathcal{C}) \in A, \mathcal{C} \in \mathcal{S}\}|}{|\mathcal{S}|} = \frac{\sum_{\mathcal{C} \in \mathcal{S}} I_{\{f(\mathcal{C}) \in A\}}}{|\mathcal{S}|}, \quad (2.5)$$

where $|\mathcal{S}|$ is the number of elements in the set \mathcal{S} and I is an indicator function defined as

$$I_{\{f(\mathcal{C}) \in A\}} = \begin{cases} 1, & \text{if } f(\mathcal{C}) \in A; \\ 0, & \text{otherwise.} \end{cases}$$

Let $\{e_t\}_{t=1, \dots, N}$ be a realization of Markov chain $\{e_t\}$ on \mathcal{S} based on a perfect operator set \mathcal{O} according to Definition 4 and $M_t = M(\mathcal{O}_{e_t})$. Let $\pi(e_t)$ be the stationary probability of Markov chain $\{e_t\}$. From Proposition 1, we have $\pi(e_t) \propto M_t$ for $t = 1, \dots, N$. We can use $\{e_t, M_t\}_{t=1, \dots, N}$ to estimate the probability of $\{f(u) \in A\}$ by

$$\hat{\mathbb{P}}_N(f(u) \in A) = \frac{\sum_{t=1}^N I_{\{f(e_t) \in A\}} M_t^{-1}}{\sum_{t=1}^N M_t^{-1}} \quad (2.6)$$

From the ergodic theory of Markov chains [1, 21, 26], we can get Proposition 2 directly.

Proposition 2. *Let \mathcal{S} be a given set of completed PDAGs, and assume the set of operators \mathcal{O} on \mathcal{S} is perfect. The Markov chain $\{e_t\}_{t=1, \dots, N}$ is obtained according to Definition 4. Then, the estimator $\hat{\mathbb{P}}_N(\{f(u) \in A\})$ in Equation (2.6) converges to $\mathbb{P}(\{f(u) \in A\})$ in Equation (2.5) with probability one, that is,*

$$\mathbb{P}\left(\hat{\mathbb{P}}_N(f(u) \in A) \rightarrow \mathbb{P}(f(u) \in A) \text{ as } N \rightarrow \infty\right) = 1. \quad (2.7)$$

Proposition 2 shows that the estimator defined in Equation (2.6) is a consistent estimator of $\mathbb{P}(f(u) \in A)$. We can study any given subset of Markov equivalence classes via Equation (2.6) if we can obtain $\{e_t\}_{t=1, \dots, N}$ and $\{M_t\}_{t=1, \dots, N}$. We now turn to construct a concrete perfect set of operators for a set of completed PDAGs with sparsity constraints and then introduce algorithms to run a reversible Markov chain.

3. A Reversible Markov chain on completed PDAGs with sparsity constraints

We define a set of Markov equivalence classes \mathcal{S}_p^n with p vertices and at most n edges as follows:

$$\mathcal{S}_p^n = \{\mathcal{C} : \mathcal{C} \text{ is a completed PDAG with } p \text{ vertices and } n_c \leq n\}, \quad (3.1)$$

where n_c is the number of edges in \mathcal{C} . Recall that \mathcal{S}_p denotes the whole set of completed PDAGs with p vertices. Clearly, $\mathcal{S}_p^n = \mathcal{S}_p$ when $n \geq p(p-1)/2$.

We now construct a perfect set of operators on \mathcal{S}_p^n . Notice that our constructions can be extended to adapt to some other sets of completed PDAGs, say, a set of completed PDAGs with a given maximum degree. In Section 3.1, we construct the perfect set of operators for any completed PDAG in \mathcal{S}_p^n . In Section 3.2, we propose algorithms and their accelerated version for efficiently obtaining a Markov chain based on the perfect set of operators. We finally provide the proofs of all theorems in this section in Appendix B.

3.1. Construction of a perfect set of operators on \mathcal{S}_p^n

In order to construct a perfect set of operators, we need to define the set of operators on each completed PDAG in \mathcal{S}_p^n . Let \mathcal{C} be a completed PDAG in \mathcal{S}_p^n . We consider six types of operators on \mathcal{C} that were introduced in Section 1.2: InsertU, DeleteU, InsertD, DeleteD, MakeV, and RemoveV. The operators on \mathcal{C} with the same type but different modified edges constitute a set of operators. We introduce six sets of operators on \mathcal{C} denoted by $InsertU_{\mathcal{C}}$, $DeleteU_{\mathcal{C}}$, $InsertD_{\mathcal{C}}$, $DeleteD_{\mathcal{C}}$, $MakeV_{\mathcal{C}}$ and $RemoveV_{\mathcal{C}}$ in Definition 9.

First we explain some notation used in Definition 9. Let x and y be any two distinct vertices in \mathcal{C} . The neighbor set of x denoted by N_x consists of every vertex y with $x - y$ in \mathcal{C} . The common neighbor set of x and y is defined as $N_{xy} = N_x \cap N_y$. x is a *parent* of y and y is a *child* of x if $x \rightarrow y$ occurs in \mathcal{C} . A vertex u is a common child of x and y if u is a child of both x and y . Π_x represents the set of all parents of x .

Definition 9 (Six sets of operators on \mathcal{C}). *Let \mathcal{C} be a completed PDAG in \mathcal{S}_p^n and $n_{\mathcal{C}}$ be the number of edges in \mathcal{C} . We introduce six sets of operators on \mathcal{C} : $InsertU_{\mathcal{C}}$, $DeleteU_{\mathcal{C}}$, $InsertD_{\mathcal{C}}$, $DeleteD_{\mathcal{C}}$, $MakeV_{\mathcal{C}}$ and $RemoveV_{\mathcal{C}}$ as follows.*

- (a) *For any two vertices x, y that are not adjacent in \mathcal{C} , the operator “InsertU $x - y$ ” on \mathcal{C} is in $InsertU_{\mathcal{C}}$ if and only if (\mathbf{iu}_1) $n_{\mathcal{C}} < n$; (\mathbf{iu}_2) “InsertU $x - y$ ” is valid; (\mathbf{iu}_3) for any u that is a common child of x, y in \mathcal{C} , both $x \rightarrow u$ and $y \rightarrow u$ occur in the resulting completed PDAG of “InsertU $x - y$ ”.*
- (b) *For any undirected edge $x - y$ in \mathcal{C} , the operator “DeleteU $x - y$ ” on \mathcal{C} is in $DeleteU_{\mathcal{C}}$ if and only if (\mathbf{du}_1) “DeleteU $x - y$ ” is valid.*
- (c) *For any two vertices x, y that are not adjacent in \mathcal{C} , the operator “InsertD $x \rightarrow y$ ” on \mathcal{C} is in $InsertD_{\mathcal{C}}$ if and only if (\mathbf{id}_1) $n_{\mathcal{C}} < n$; (\mathbf{id}_2) “InsertD $x \rightarrow y$ ” is valid; (\mathbf{id}_3) for any u that is a common child of x, y in \mathcal{C} , $y \rightarrow u$ occurs in the resulting completed PDAG of “InsertD $x \rightarrow y$ ”.*
- (d) *For any directed edge $x \rightarrow y$ in \mathcal{C} , operator “DeleteD $x \rightarrow y$ ” on \mathcal{C} is in $DeleteD_{\mathcal{C}}$ if and only if (\mathbf{dd}_1) “DeleteD $x \rightarrow y$ ” is valid; (\mathbf{dd}_2) for any v that is a parent of y but not a parent of x , directed edge $v \rightarrow y$ in \mathcal{C} occurs in the resulting completed PDAG of “DeleteD $x \rightarrow y$ ”.*
- (e) *For any subgraph $x - z - y$ in \mathcal{C} , the operator “MakeV $x \rightarrow z \leftarrow y$ ” on \mathcal{C} is in $MakeV_{\mathcal{C}}$ if and only if (\mathbf{mv}_1) “MakeV $x \rightarrow z \leftarrow y$ ” is valid.*
- (f) *For any v -structure $x \rightarrow z \leftarrow y$ of \mathcal{C} , the operator “RemoveV $x \rightarrow z \leftarrow y$ ” on \mathcal{C} is in $RemoveV_{\mathcal{C}}$ if and only if (\mathbf{rv}_1) $\Pi_x = \Pi_y$; (\mathbf{rv}_2) $\Pi_x \cup N_{xy} = \Pi_z \setminus \{x, y\}$; (\mathbf{rv}_3) every undirected path between x and y contains a vertex in N_{xy} .*

Munteanu and Bendou [25] discuss the constraints for the first five types of operators such that each one can transform one completed PDAG to another. Chickering [6] introduces the necessary and sufficient conditions such that these five types of operators are valid. The conditions proposed by Munteanu and Bendou [25] and Chickering [6] guarantee that the conditions \mathbf{iu}_2 , \mathbf{du}_1 , \mathbf{id}_2 , \mathbf{dd}_1 and \mathbf{mv}_1 in Definition 9 hold. We employ the conditions introduced by Chickering [6] and list them in Lemma 3 in Appendix A. However, given only Chickering’s conditions, we do not necessarily have a perfect set of operators. We introduce several additional conditions in Definition 9, including \mathbf{iu}_1 , \mathbf{iu}_3 , \mathbf{id}_1 , \mathbf{id}_3 and \mathbf{dd}_2 for operators in $InsertU_{\mathcal{C}}$, $InsertD_{\mathcal{C}}$ and $DeleteD_{\mathcal{C}}$, and $\mathbf{rv}_1, \mathbf{rv}_2$ and \mathbf{rv}_3 for operators in $RemoveV_{\mathcal{C}}$.

The set of operators on \mathcal{C} denoted by $\mathcal{O}_{\mathcal{C}}$ is defined as follows.

$$\mathcal{O}_{\mathcal{C}} = \text{Insert}U_{\mathcal{C}} \cup \text{Delete}U_{\mathcal{C}} \cup \text{Insert}D_{\mathcal{C}} \cup \text{Delete}D_{\mathcal{C}} \cup \text{Make}V_{\mathcal{C}} \cup \text{Remove}V_{\mathcal{C}}. \quad (3.2)$$

Taking the union over all completed PDAGs in \mathcal{S}_p^n , we define the set of operators on \mathcal{S}_p^n as

$$\mathcal{O} = \bigcup_{\mathcal{C} \in \mathcal{S}_p^n} \mathcal{O}_{\mathcal{C}}, \quad (3.3)$$

where $\mathcal{O}_{\mathcal{C}}$ is the set of operators in Equation (3.2). In main result of this paper, we show that \mathcal{O} in Equation (3.3) is a perfect set of operators on \mathcal{S}_p^n .

Theorem 1 (A perfect set of operators on \mathcal{S}_p^n). *\mathcal{O} defined in Equation (3.3) is a perfect set of operators on \mathcal{S}_p^n .*

The proof of Theorem 1 shows that \mathbf{iu}_3 , \mathbf{id}_3 and \mathbf{dd}_2 are key conditions in Definition 9 to guarantee that \mathcal{O} is reversible. We also use Example 3 to show heuristically that conditions \mathbf{iu}_3 and \mathbf{dd}_2 are necessary for \mathcal{O} to be a perfect set of operators.

Example 3. This example illustrates that \mathcal{O} in Equation (3.3) will not be reversible if condition \mathbf{iu}_3 or \mathbf{dd}_2 is not contained in Definition 9. Consider operator set \mathcal{O} defined in Equation (3.3) for \mathcal{S}_5 and the completed PDAG $\mathcal{C} \in \mathcal{S}_5$ in Figure 4. We have that operator $\text{Insert}U z - u$ and $\text{Delete}D z \rightarrow v$ are valid according to Definition 5. As shown in Figure 4, $\text{Insert}U z - u$ transfers \mathcal{C} to the completed PDAG \mathcal{C}_1 and $\text{Delete}D z \rightarrow v$ transfers \mathcal{C} to the completed PDAG \mathcal{C}_2 . However, deleting $z - u$ from \mathcal{C}_1 will result in an undirected PDAG distinct from \mathcal{C} and $\text{Insert}D z \rightarrow v$ is not valid for \mathcal{C}_2 according to Lemma 3 in Appendix A. As a consequence, if \mathcal{O} contains $\text{Insert}U z - u$ and $\text{Delete}D z \rightarrow v$, it will be not reversible according to Definition 8. According to Definition 9, these two operators do not appear in $\mathcal{O}_{\mathcal{C}}$ because they do not satisfy the conditions \mathbf{iu}_3 and \mathbf{dd}_2 respectively.

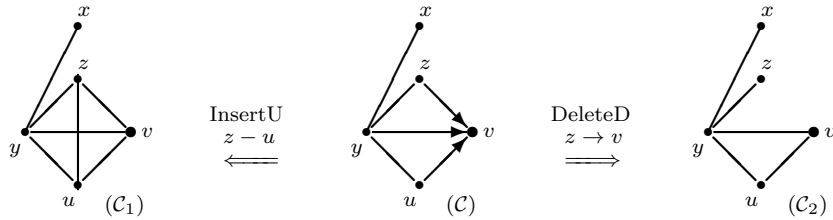


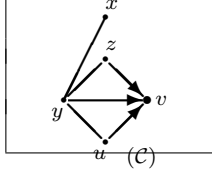
FIG 4. Example: Two valid operators bring about irreversibility. It shows valid conditions are not sufficient for perfect operator set.

Now we give a toy example to show how to construct a concrete perfect set of operators following Definition 9.

Example 4. Consider the completed PDAG \mathcal{C} in Example 3. Here we introduce the procedure to determine $\text{Insert}U_{\mathcal{C}}$. All possible operators of inserting an undirected edge to \mathcal{C} include: “ $\text{Insert}U x - z$ ”, “ $\text{Insert}U x - u$ ”, “ $\text{Insert}U x - v$ ” and “ $\text{Insert}U z - u$ ”. The operator “ $\text{Insert}U x - v$ ” is not valid according to Lemma 3 in Appendix A since $\Pi(x) \neq \Pi(v)$. The operator “ $\text{Insert}U z - u$ ” is valid; however, condition \mathbf{iu}_3 does not hold according to Example

3. According to Definition 9, we have that only “InsertU $x - z$ ” and “InsertU $x - u$ ” are in $InsertU_{\mathcal{C}}$. Thus $InsertU_{\mathcal{C}} = \{x - z, x - u\}$, where “ $x - z$ ” denotes “InsertU $x - z$ ” in the set. Table 1 lists the six sets of operators on \mathcal{C} .

TABLE 1
The six sets of operators of \mathcal{C} . These operators are perfect.

| | | |
|---|---|--|
|  | $InsertU_{\mathcal{C}} = \{x - z, x - u\}$ | $DeleteU_{\mathcal{C}} = \{x - y, y - z, y - u\}$ |
| | $InsertD_{\mathcal{C}} = \{x \rightarrow u\}$ | $DeleteD_{\mathcal{C}} = \{y \rightarrow v\}$ |
| | $MakeV_{\mathcal{C}} = \{x - y - z, x - y - u, z - y - u\}$ | $RemoveV_{\mathcal{C}} = \{u \rightarrow v \leftarrow z\}$ |

The preceding section showed how to construct a perfect set of operators. Based on the perfect set of operators we can obtain a finite irreducible reversible discrete-time chain. In the next subsection, we provide detailed algorithms for obtaining a Markov chain on \mathcal{S}_p^n and their accelerated version.

3.2. Algorithms

In this subsection, we provide the algorithms in detail to generate a Markov chain on \mathcal{S}_p^n , defined in Definition 4 based on the perfect set of operators defined in Equation (3.3). A sketch of Algorithm 1 is shown below; some steps of this algorithm are further explained in the subsequent algorithms.

Algorithm 1: Road map to construct a Markov chain on \mathcal{S}_p^n

Input:

p , the number of vertices; n , the maximum number of edges; N , the length of Markov chain.

Output:

$\{e_t, M_t\}_{t=1, \dots, N}$, where $\{e_t\}$ is Markov chain and M_t is the number of operators in \mathcal{O}_{e_t} .

1 Initialize e_0 as any completed PDAG in \mathcal{S}_p^n ;

2 **for** $t \leftarrow 0$ **to** N **do**

Step A Construct the set of operators \mathcal{O}_{e_t} in Equation (3.2) via Algorithm 1.1;

Step B Let M_t be the number of operators in \mathcal{O}_{e_t} ;

Step C Randomly choose an operator o uniformly from \mathcal{O}_{e_t} ;

Step D Apply operator o to e_t . Set e_{t+1} as the resulting completed PDAG of o .

3 **return** $\{e_t, M_t\}_{t=1, \dots, N}$.

Step A of Algorithm 1 constructs the sets of operators on completed PDAGs in the chain $\{e_t\}$. It is the most difficult step and dominates the time complexity of Algorithm 1. Step B and Step C can be implemented easily after \mathcal{O}_{e_t} is obtained. Step D can be implemented via Chickering’s method [6] that was mentioned in Section 1.2. We will show that the time complexity of obtaining a Markov chain on \mathcal{S}_p^n with length N ($\{e_t\}_{t=1, \dots, N}$) is approximate $O(Np^3)$ if n is the same order of p . For large p , we also provide an accelerated version that, in some cases, can run hundreds of times faster.

The rest of this section is arranged as follows. In Section 3.2.1, we first introduce the algorithms to implement Step A. In Section 3.2.2 we discuss the time complexity of our algorithm, and provide an acceleration method to speed up Algorithm 1.

3.2.1. Implementation of Step A in Algorithm 1

A detailed implementation of Step A (to construct \mathcal{O}_{e_t}) is described in Algorithm 1.1. To construct \mathcal{O}_{e_t} in Algorithm 1.1, we go through all possible operators on e_t and choose those satisfying the corresponding conditions in Definition 9.

The conditions in Algorithm 1.1 include: \mathbf{iu}_1 , \mathbf{iu}_3 , \mathbf{id}_3 , \mathbf{dd}_2 , \mathbf{rm}_1 , \mathbf{rv}_1 , \mathbf{rv}_2 , $\mathbf{iu}_{2.1}$, $\mathbf{iu}_{2.2}$, $\mathbf{du}_{1.1}$, \mathbf{id}_1 , $\mathbf{id}_{2.1}$, $\mathbf{id}_{2.2}$, $\mathbf{id}_{2.3}$, $\mathbf{dd}_{1.1}$ and $\mathbf{mv}_{1.1}$. The conditions \mathbf{iu}_1 , \mathbf{iu}_3 , \mathbf{id}_1 , \mathbf{id}_3 , \mathbf{dd}_2 , \mathbf{rm}_1 , \mathbf{rv}_1 , \mathbf{rv}_2 can be found in Definition 9. The other conditions ($\mathbf{iu}_{2.1}$, $\mathbf{iu}_{2.2}$), $\mathbf{du}_{1.1}$, ($\mathbf{id}_{2.1}$, $\mathbf{id}_{2.2}$, $\mathbf{id}_{2.3}$), $\mathbf{dd}_{1.1}$ and $\mathbf{mv}_{1.1}$ are equivalent, respectively, to the validity conditions \mathbf{iu}_2 , \mathbf{du}_1 , \mathbf{id}_2 , \mathbf{dd}_1 and \mathbf{mv}_1 in Definition 9 and can be found in Lemma 3 in Appendix A. For each possible operator, we check the corresponding conditions shown in Algorithm 1.1 one-by-one until one of them fails. Below, we introduce how to check these conditions.

Algorithm 1.1: Construct the operator set \mathcal{O}_{e_t} for a completed PDAG e_t .

Input: A completed PDAG e_t with p vertices.
Output: operator set \mathcal{O}_{e_t} .

// *Directed-edges* $_{e_t}$, *Undirected-edges* $_{e_t}$, *Pairs-nonadj* $_{e_t}$, *V-structures* $_{e_t}$,
Undirected-v-structures $_{e_t}$ used below are sets of possible modified edges of e_t .
Undirected-v-structures $_{e_t}$ is the set of all subgraphs like $x-y-z$ with x and z not adjacent in e_t ; *Pairs-nonadj* $_{e_t}$ is the set of all pairs of vertices that are nonadjacent in e_t .

- 1 Set \mathcal{O}_{e_t} as empty set
- 2 **for** each undirected edge $x-y$ in *Undirected-edges* $_{e_t}$ **do**
- 3 | consider operator DeleteU $x-x$, add it to \mathcal{O}_{e_t} if $\mathbf{du}_{1.1}$ holds,
- 4 **for** each directed edge $x \rightarrow y$ in *Directed-edges* $_{e_t}$ **do**
- 5 | consider operator DeleteD $x \rightarrow x$, add it to \mathcal{O}_{e_t} if both $\mathbf{dd}_{1.1}$ and \mathbf{dd}_2 hold (\mathbf{dd}_2 is checked in Algorithm 1.1.3)
- 6 **for** each v-structure $x \rightarrow z \leftarrow y$ in *V-structures* $_{e_t}$ **do**
- 7 | consider operator RemoveV $x_k \rightarrow x_i \leftarrow x_l$, add it to \mathcal{O}_{e_t} if \mathbf{rv}_1 , \mathbf{rv}_2 and \mathbf{rv}_3 hold,
- 8 **for** each undirected v-structure $x-z-y$ in *Undirected-v-structures* $_{e_t}$ **do**
- 9 | consider operator MakeV $x_k \rightarrow x_i \leftarrow x_l$, add it to \mathcal{O}_{e_t} if $\mathbf{mv}_{1.1}$ holds,
- 10 **if** $n_{e_t} < n$ (i.e., \mathbf{iu}_1 or \mathbf{id}_1 holds) **then**
- 11 | **for** each pair (x, y) in *Pairs-nonadj* $_{e_t}$ **do**
- 12 | | consider operator InsertU $x-y$, add it to \mathcal{O}_{e_t} if \mathbf{iu}_1 , $\mathbf{iu}_{2.1}$, $\mathbf{iu}_{2.2}$ and \mathbf{iu}_3 hold (\mathbf{iu}_3 is checked in Algorithm 1.1.1);
- 13 | | consider InsertD $x \rightarrow y$, add it to \mathcal{O}_{e_t} , if \mathbf{id}_1 , $\mathbf{id}_{2.1}$, $\mathbf{id}_{2.2}$, $\mathbf{id}_{2.3}$, and \mathbf{id}_3 hold (\mathbf{id}_3 is checked in Algorithm 1.1.2);
- 14 | | consider InsertD $x \leftarrow y$, add it to \mathcal{O}_{e_t} if \mathbf{id}_1 , $\mathbf{id}_{2.1}$, $\mathbf{id}_{2.2}$, $\mathbf{id}_{2.3}$, and \mathbf{id}_3 hold.
- 15 **return** \mathcal{O}_{e_t}

All conditions in Algorithm 1.1 can be classified into four groups: (1) whether two vertex sets are equal or not ($\mathbf{iu}_{2.1}$, $\mathbf{id}_{2.1}$, \mathbf{rv}_1 , and \mathbf{rv}_2), (2) whether a subgraph is a clique or not ($\mathbf{du}_{1.1}$, $\mathbf{id}_{2.2}$, and $\mathbf{dd}_{1.1}$), (3) whether all partially directed paths or all undirected paths

between two vertices contain at least one vertex in a given set ($\mathbf{iu}_{2,2}$, $\mathbf{id}_{2,3}$, $\mathbf{mv}_{1,1}$ and \mathbf{rv}_3), and (4) others (\mathbf{iu}_3 , \mathbf{id}_3 , and \mathbf{dd}_2). The conditions in the first three groups can be tested via classical graph algorithms; we briefly review these below.

Checking the conditions in the first two groups is trivial and very efficient, because the sets involved are small for most completed PDAGs in \mathcal{S}_p^n when n is of the same order of p . To check the conditions in the third group, we just need to check whether there is a partially directed path or undirected path between two given vertices not through any vertices in the given set. We check this using a depth-first search from the source vertex. When looking for an undirected path, we can search within the corresponding chain component that includes both the source and the destination vertex.

The conditions \mathbf{iu}_3 , \mathbf{id}_3 and \mathbf{dd}_2 in the fourth group depend on both e_t and the resulting completed PDAGs of the operators. Intuitively, checking these three conditions requires that we obtain the corresponding resulting completed PDAGs. We know that the time complexity of getting a resulting completed PDAG of e_t is $O(pn_{e_t})$ [6, 9], where n_{e_t} is the number of edges in e_t . To avoid generating resulting completed PDAG, we provide three algorithms to check \mathbf{iu}_3 , \mathbf{id}_3 and \mathbf{dd}_2 respectively.

In these three algorithms, we use the concept of strongly protected edges, defined in Definition 2. Let Δ_v contain all vertices adjacent to v . To check whether a directed edge $v \rightarrow u$ is strongly protected or not in a graph \mathcal{G} , from Definition 2, we need to check whether one of the four configurations in Figure 1 occurs in \mathcal{G} . This can be implemented by local search in Δ_v and Δ_u . We know that when a PDAG is sparse, in general, these sets are small, so it is very efficient to check whether an edge is “strongly protected”.

We are now ready to provide Algorithm 1.1.1, Algorithm 1.1.2, and Algorithm 1.1.3 to check \mathbf{iu}_3 , \mathbf{id}_3 and \mathbf{dd}_2 only based on e_t , respectively. In these three algorithms, we just need to check whether a few directed edges are strongly protected or not in \mathcal{P}_{t+1} , which has only one or a few edges different from e_t . We prove in Theorem 2 that these three algorithms are equivalent to checking conditions \mathbf{iu}_3 , \mathbf{id}_3 and \mathbf{dd}_2 , respectively.

Algorithm 1.1.1: Check the condition \mathbf{iu}_3 in Definition 9

Input: a completed PDAG e_t and a valid operator on it: InsertU $x - y$.

Output: True or False

```

1 Insert  $x - y$  to  $e_t$ , get the modified PDAG denoted as  $\mathcal{P}_{t+1}$ ,
2 for each common child  $u$  of  $x$  and  $y$  in  $\mathcal{P}_{t+1}$  do
3   | if either  $x \rightarrow u$  or  $y \rightarrow u$  is not strongly protected in  $\mathcal{P}_{t+1}$  then
4   |   | return False
5 return True ( $\mathbf{iu}_3$  holds for InsertU  $x - y$ )

```

Theorem 2 (Correctness of Algorithms 1.1.1, 1.1.2 and 1.1.3). *Let e_t be a completed PDAG. We have the following results.*

- (i) *Let InsertU $x - y$ be any valid operator of e_t , then condition \mathbf{iu}_3 holds for the operator InsertU $x - y$ if and only if the output of Algorithm 1.1.1 is True.*
- (ii) *Let InsertD $x \rightarrow y$ be any valid operator of e_t , then condition \mathbf{id}_3 holds for the operator InsertD $x \rightarrow y$ if and only if the output of Algorithm 1.1.2 is True.*

Algorithm 1.1.2: Check the condition \mathbf{id}_3 in Definition 9

Input: a completed PDAG e_t and a valid operator: InsertD $x \rightarrow y$.
Output: True or False

- 1 Insert $x \rightarrow y$ to e_t , get a PDAG, denoted as \mathcal{P}_o ,
- 2 **for** each undirected edge $u - y$ in \mathcal{P}_o , where u is not adjacent to x **do**
- 3 | update \mathcal{P}_o by orienting $u - y$ to $y \rightarrow u$,
- 4 **for** each edge $v \rightarrow y$ in \mathcal{P}_o **do**
- 5 | **if** $v \rightarrow y$ is not strongly protected in \mathcal{P}_o **then**
- 6 | | update \mathcal{P}_o by changing $v \rightarrow y$ to $v - y$,
- 7 Set $\mathcal{P}_{t+1} = \mathcal{P}_o$
- 8 **for** each common child u of x and y in \mathcal{P}_{t+1} **do**
- 9 | **if** $y \rightarrow u$ is not strongly protected in \mathcal{P}_{t+1} **then**
- 10 | | **return** False
- 11 **return** True (\mathbf{id}_3 holds for InsertD $x \rightarrow y$)

Algorithm 1.1.3: Check the condition \mathbf{dd}_2 in Definition 9

Input: a completed PDAG e_t and a valid operator DeleteD $x \rightarrow y$
Output: True or False

- 1 Delete $x \rightarrow y$ from e_t , get a PDAG, denoted as \mathcal{P}_{t+1} ;
- 2 **for** each parent v of y in \mathcal{P}_{t+1} **do**
- 3 | **if** $v \rightarrow y$ is not strongly protected in \mathcal{P}_{t+1} **then**
- 4 | | **return** False
- 5 **return** True (\mathbf{dd}_2 holds for DeleteD $x \rightarrow y$)

(iii) Let DeleteD $x \rightarrow y$ be any valid operator of e_t , then condition \mathbf{dd}_2 holds for the operator DeleteD $x \rightarrow y$ if and only if the output of Algorithm 1.1.3 is True.

In Theorem 2, we show that an algorithm (Algorithm 1.1.1, Algorithm 1.1.2, or Algorithm 1.1.3) returns True for an operator if and only if the corresponding condition (\mathbf{iu}_3 , \mathbf{id}_3 or \mathbf{dd}_2) holds for the operator. Theorem 2 says that we do not have to examine the resulting completed PDAG to check conditions \mathbf{iu}_3 , \mathbf{id}_3 and \mathbf{dd}_2 , which saves much computation time.

3.2.2. Time complexity of Algorithm 1 and an accelerated version

We now discuss the time complexity of Algorithm 1. For $e_t \in \mathcal{S}_p^n$, let p and n_t be the number of vertices and edges in e_t respectively, k_t be the number of v-structures in e_t , and k'_t be the number of undirected v-structures (subgraphs $x - y - z$ with x and z nonadjacent) in e_t . To construct \mathcal{O}_{e_t} , in Step A of Algorithm 1 (equivalent, Algorithm 1.1), all possible operators we need to go through include: n_t deleting operators (DeleteU and DeleteD), $3(p(p-1)/2 - n_t)$ inserting operators (InsertU and InsertD) when the number of edges in e_t is less than n , k_t RemoveV operators and k'_t MakeV operators. There are at most $Q_t = 1.5p(p-1) - 2n_t + k_t + k'_t$ possible operators for e_t . Among all conditions in Algorithm 1.1, the most time-consuming one, which takes time $O(p + n_t)$ [6], is to look for a path via the depth-first search for an operator with type of InsertD. We have that the time complexity of constructing \mathcal{O}_{e_t} in

Algorithm 1.1 is $O(Q_t(p + n_t))$ in the worst case and the time complexity of Algorithm 1 is $O(\sum_{t=1}^N Q_t(p + n_t))$ in the worst case, where N is the length of Markov chain in Algorithm 1. We know that k_t and k'_t reach the maxima $(p - 2)/2 * \text{floor}(p/2) * \text{ceil}(p/2)$ when e_t is a evenly divided complete bipartite graphs [14]. Consequently, the time complexity of Algorithm 1 are $O(Np^4)$ in the worst case. Fortunately, when n is a few times of p , say $n = 2p$, all completed PDAGs in \mathcal{S}_p^n are sparse and our experiments show k_t and k'_t are much less than $O(p^2)$ for most completed PDAGs in Markov chain $\{e_t\}_{t=1, \dots, N}$. Hence the time complexity of Algorithm 1 is approximate $O(Np^3)$ on average when n is a few times of p .

We can implement Algorithm 1 efficiently when p is not large (less or around 100 in our experiments). However, when p is larger, we need large N to guarantee the estimates reach convergence. Experiments in Section 4 show $N = 10^6$ is suitable. In this case, cubic complexity ($O(Np^3)$) of Algorithm 1 is unacceptable. We need to speed up the algorithms for a very large p .

Notice that in Algorithm 1, we obtain an irreducible and reversible Markov chain $\{e_t\}$ and a sequence of numbers $\{M_t\}$ by checking all possible operators on each e_t . The sequence $\{M_t\}$ are used to compute the stationary probabilities of $\{e_t\}$ according to Proposition 1. We now introduce an accelerated version of Algorithm 1 to generate irreducible and reversible Markov chains on \mathcal{S}_p^n . The basic idea is that we do not check all possible operators but check some random samples. These random samples are then used to estimate $\{M_t\}$.

We first explain some notation used in the accelerated version. For each completed PDAG e_t , if $n_{e_t} < n$, $\mathcal{O}_{e_t}^{(all)}$ is the set of all possible operators on e_t with types of InsertU, DeleteU, InsertD, DeleteD, MakeV, and RemoveV. If $n_{e_t} = n$, the number of edges in e_t reaches the upper bound n , no more edges can be inserted into e_t . Let $\mathcal{O}_{e_t}^{(-insert)}$ be the set of operators obtained by removing operators with types of InsertU and InsertD from $\mathcal{O}_{e_t}^{(all)}$. $\mathcal{O}_{e_t}^{(-insert)}$ is the set of all possible operators on e_t when $n_{e_t} = n$. We can obtain $\mathcal{O}_{e_t}^{(all)}$ and $\mathcal{O}_{e_t}^{(-insert)}$ easily via all possible modified edges introduced in Algorithm 1.1. The accelerated version of Algorithm 1 is shown in Algorithm 2.

In Algorithm 2, \mathcal{O}'_{e_t} (either $\mathcal{O}_{e_t}^{(all)}$ or $\mathcal{O}_{e_t}^{(-insert)}$) is the set of all possible operators on e_t , $\alpha \in (0, 1]$ is an acceleration parameter that determine how many operators in \mathcal{O}'_{e_t} are checked, $\mathcal{O}_{e_t}^{(check)}$ is a set of checked operators that are randomly sampled without replacement from \mathcal{O}'_{e_t} , and $\tilde{\mathcal{O}}_{e_t}$ is the set of all perfect operators in $\mathcal{O}_{e_t}^{(check)}$. When $\alpha = 1$, $\tilde{\mathcal{O}}_{e_t} = \mathcal{O}_{e_t}$ and algorithm 2 becomes back to Algorithm 1.

In Algorithm 2, because the operators in $\tilde{\mathcal{O}}_{e_t}$ are i.i.d. sampled from \mathcal{O}_{e_t} in Step A' and operator o is chosen uniformly from $\tilde{\mathcal{O}}_{e_t}$ in Step C', clearly, o is also chosen uniformly from \mathcal{O}_{e_t} . We have that the following Corollary 1 holds according to Proposition 1.

Corollary 1 (Stationary distribution of $\{e_t\}$ on \mathcal{S}_p^n). *Let \mathcal{S}_p^n , defined in Equation (3.1), be the set of completed PDAGs with p vertices and maximum n of edges, \mathcal{O}_{e_t} , defined in Equation (3.2), be the set of operators on e_t , and M_t be the number of operators in \mathcal{O}_{e_t} . For the Markov chain $\{e_t\}$ on \mathcal{S}_p^n obtained via Algorithm 1 or Algorithm 2, then*

1. the Markov chain $\{e_t\}$ is irreducible and reversible;
2. the Markov chain $\{e_t\}$ has a unique stationary distribution π and $\pi(e_t) \propto M_t$.

In Algorithm 2, we provide an estimate of M_t instead of calculating it exactly in Algorithm

Algorithm 2: An accelerated version of Algorithm 1.

Input:
 $\alpha \in (0, 1]$: an acceleration parameter; p , n and N , the same as input in Algorithm 1

Output:
 $\{e_t, \hat{M}_t\}_{t=1, \dots, N}$, where \hat{M}_t is an estimation of $M_t = |\mathcal{O}_{e_t}|$

- 1 Initialize e_0 as any completed PDAG in \mathcal{S}_p^n ;
- 2 **for** $t \leftarrow 0$ **to** N **do**
- 3 **Step A':**
- 4 | **if** $n_{e_t} < n$ **then**
- 5 | | Set $\mathcal{O}'_{e_t} = \mathcal{O}_{e_t}^{(all)}$
- 6 | **else**
- 7 | | Set $\mathcal{O}'_{e_t} = \mathcal{O}_{e_t}^{(-insert)}$
- 8 | Set $m_t = |\mathcal{O}'_{e_t}|$
- 9 | Randomly sample $[\alpha m_t]$ operators without replacement from \mathcal{O}'_{e_t} to generate a set $\mathcal{O}_{e_t}^{(check)}$,
where $[\alpha m_t]$ is the integer closest to αm_t .
- 10 | Check all operators in $\mathcal{O}_{e_t}^{(check)}$ and choose those satisfying the corresponding conditions in
Definition 9 to construct a set of operators $\tilde{\mathcal{O}}_{e_t}$.
- 11 | /* The detailed to check conditions can be found in Section 3.2.1 */
- 11 | Set $m_t^{(\tilde{\circ})} = |\tilde{\mathcal{O}}_{e_t}|$. If $m_t^{(\tilde{\circ})} = 0$, goto Line 9.
- 12 | **Step B':**
- 13 | | Let $\hat{M}_t = m_t \frac{m_t^{(\tilde{\circ})}}{[\alpha m_t]}$,
- 14 | **Step C':**
- 15 | | Randomly choose an operator o uniformly from $\tilde{\mathcal{O}}_{e_t}$.
- 16 | **Step D:**
- 17 | | Apply operator o to e_t . Set e_{t+1} as the resulting completed PDAG of o .
- 18 **return** $\{e_t, \hat{M}_t\}_{t=1, \dots, N}$.

1. Let $|\mathcal{O}'_{e_t}| = m_t$, $|\mathcal{O}_{e_t}^{(check)}| = [\alpha m_t]$, and $|\tilde{\mathcal{O}}_{e_t}| = m_t^{(\tilde{\circ})}$. Clearly, the ratio $m_t^{(\tilde{\circ})}/[\alpha m_t]$ is an unbiased estimator of the population proportion M_t/m_t via sampling without replacement. We can estimate $M_t = |\mathcal{O}_{e_t}|$ in Step B' as

$$\hat{M}_t = m_t \frac{m_t^{(\tilde{\circ})}}{[\alpha m_t]}. \quad (3.4)$$

We have that when $[\alpha m_t]$ is large, the estimator \hat{M}_t has an approximate normal distribution with mean equal to $M_t = |\mathcal{O}_{e_t}|$.

Let the random variable u be uniformly distributed on \mathcal{S}_p^n , $f(u)$ be a real function describing a property of interest of u , and A be a subset of \mathbb{R} . By replacing M_t with \hat{M}_t in Equation (2.6), we estimate $\mathbb{P}_N(\{f(u) \in A\})$ via $\{e_t, \hat{M}_t\}_{t=1, \dots, N}$ as follows.

$$\hat{\mathbb{P}}'_N(f(u) \in A) = \frac{\sum_{t=1}^N I_{\{f(e_t) \in A\}} \hat{M}_t^{-1}}{\sum_{t=1}^N \hat{M}_t^{-1}}, \quad (3.5)$$

where $\mathbb{P}_N(f(u) \in A)$ is defined in Equation (2.5).

In the accelerated version, only $100\alpha\%$ of all possible operators on e_t are checked. In Section 4, our experiments on \mathcal{S}_{100}^{150} show that the accelerated version can speed up the approach nearly $\frac{1}{\alpha}$ times, and that Equation (3.5) provide almost the same results as Equation (2.6) in which $\{e_t, M_t\}_{t=1, \dots, N}$ from Algorithm 1 are used. Roughly speaking, if we set $\alpha = 1/p$, the time complexity of our accelerated version can reduce to $O(Np^2)$.

4. Experiments

In this section, we conduct experiments to illustrate the reversible Markov chains proposed in this paper and their applications for studying Markov equivalence classes. The main points obtained from these experiments are as follows.

1. For \mathcal{S}_p with small p , our proposed approach is thousands of times faster than available methods for studying sets of Markov equivalence classes in the literature, such as those proposed by Gillespie and Perlman [14], or Pena [30]. For \mathcal{S}_p^n with large p (up to 1000), the accelerated version of our proposed approach is also very efficient and the estimations in Equations (2.6) and (3.5) converge quickly as the length of Markov chain increases.
2. For completed PDAGs in \mathcal{S}_p^n with sparsity constraint (n is a small multiple of p), we see that (i) most edges are directed, (ii) the sizes of maximum chain components (measured by the number of vertices) are very small (around ten) even for large p (around 1000), and (iii) the number of chain components grows approximately linearly with p .

These results imply that, under the assumption that the underlying completed PDAG is sparse, and that there are no latent or selection variables present, causal inference based on observational data is sufficient to recover most causal relationships. Moreover, under these assumptions, most chain components are small, so in general few interventions are needed to infer the directions of the undirected edges.

In Section 4.1, we evaluate our methods by comparing the size distributions of Markov equivalence classes in \mathcal{S}_p with small p to true distributions ($p = 3, 4$) or Gillespie’s results ($p = 6$) [14]. In Section 4.2, we report the proportion of directed edges and the properties of chain components of Markov equivalence classes under sparsity constraints. In Section 4.3, we show experimentally that Algorithm 2 is much faster than Algorithm 1, and that the difference in the estimates obtained is small. Finally, we study the asymptotic properties of our proposed estimators in Section 4.4.

4.1. Size distributions of Markov Equivalence classes in \mathcal{S}_p for small p

We consider size distributions of completed PDAGs in \mathcal{S}_p for $p = 3, 4$, and 6 respectively. There are 11 Markov equivalence classes in \mathcal{S}_3 , and 185 Markov equivalence classes in \mathcal{S}_4 . Here we can get the true size distributions for \mathcal{S}_3 and \mathcal{S}_4 by listing all the Markov equivalence classes and calculating the size of each explicitly. Gillespie and Perlman calculate the true size probabilities for \mathcal{S}_6 by listing all classes; these are denoted as GP-values. We estimate the size probabilities via Equation (2.6) with the Markov chains from Algorithm 1. We ran ten independent Markov Chains using Algorithm 1 to calculate the mean and standard deviation of each estimate. The results are shown in Table 2, where N is the sample size (length of

Markov chain). We can see that the means are very close to true values or GP-values and the standard deviations are also very small.

TABLE 2
Size distributions for \mathcal{S}_p with $p = 3, 4$, and 6 respectively. N is sample size, κ is the average time (seconds) used to generate a completed PDAG, GP-values are obtained by Gillispie and Perlman [14].

| p=3, $N=10^4$, $\kappa = 2 \times 10^{-4}$ sec | | | p=4, $N=10^4$, $\kappa = 3 \times 10^{-4}$ sec | | |
|---|------------|------------------|---|------------|------------------|
| Size | True value | Mean(Std) | Size | True value | Mean(Std) |
| 1 | 0.36363 | 0.36422(0.00540) | 1 | 0.31892 | 0.31859(0.00946) |
| 2 | 0.27273 | 0.27160(0.00412) | 2 | 0.25946 | 0.25929(0.00590) |
| 3 | 0.27273 | 0.27274(0.00217) | 3 | 0.19460 | 0.19572(0.00635) |
| 6 | 0.0909 | 0.09144(0.00262) | 4 | 0.10270 | 0.10229(0.00395) |
| | | | 6 | 0.02162 | 0.02162(0.00145) |
| | | | 8 | 0.06486 | 0.06464(0.00291) |
| | | | 10 | 0.03243 | 0.03249(0.00202) |
| | | | 24 | 0.00540 | 0.00536(0.00078) |

| p=6, $N=10^5$, $\kappa = 6 \times 10^{-4}$ sec | | | | | |
|---|----------|------------------|------|----------|------------------|
| Size | GP-value | Mean(Std) | Size | GP-value | Mean(Std) |
| 1 | 0.28667 | 0.28588(0.00393) | 48 | 0.00013 | 0.00013(0.00004) |
| 2 | 0.25858 | 0.25897(0.00299) | 50 | 0.00034 | 0.00034(0.00007) |
| 3 | 0.17064 | 0.17078(0.00248) | 52 | 0.00017 | 0.00018(0.00003) |
| | ... | | 54 | 0.00017 | 0.00018(0.00004) |
| 28 | 0.00017 | 0.00017(0.00004) | 60 | 0.00019 | 0.00020(0.00004) |
| 30 | 0.00169 | 0.00170(0.00017) | 72 | 0.00006 | 0.00006(0.00002) |
| 32 | 0.00236 | 0.00238(0.00017) | 88 | 0.00004 | 0.00004(0.00001) |
| 36 | 0.00052 | 0.00053(0.00008) | 144 | 0.00009 | 0.00009(0.00003) |
| 38 | 0.00034 | 0.00035(0.00004) | 156 | 0.00006 | 0.00006(0.00003) |
| 40 | 0.00118 | 0.00120(0.00010) | 216 | 0.00001 | 0.00001(0.00002) |
| 42 | 0.00051 | 0.00052(0.00009) | | | |

We implemented our proposed method in Python, and ran it on a computer with a 2.6 GHZ processor. The average time used to generate a completed PDAG, denoted as κ , is also reported in Table 2. We can see that the average times (κ) for \mathcal{S}_3 , \mathcal{S}_4 , and \mathcal{S}_6 are 2×10^{-4} , 3×10^{-4} and 6×10^{-4} seconds respectively. In comparison, Pena's method, implemented in C++ on a 2.4 GHZ computer, takes 1.872, 2.448, and 3.384 seconds on average to generate a sample for $p = 3, 4$, and 6 respectively.

4.2. Markov equivalence classes with sparsity constraints

We now study the sets \mathcal{S}_p^n of Markov equivalence classes defined in Equation (3.1). The number of vertices p is set to 100, 200, 500 or 1000 and the maximum edge constraint n is set to rp where r is the ratio of n to p . For each p , we consider three ratios: 1.2, 1.5 and 3. The completed PDAGs in \mathcal{S}_p^n are sparse since $r \leq 3$. Define the size of a chain component as the number of vertices it contains. In this section, we report four distributions for completed PDAGs in \mathcal{S}_p^n : the distribution of proportions of directed edges, the distribution of the numbers of chain components, the distribution of the maximum size of chain components, and the distribution of the numbers of v-structures. In each simulation, given p and r , a Markov chain with length of 10^6 on \mathcal{S}_p^n is generated via Algorithm 2 to estimate the

distributions via Equation (3.5). The acceleration parameter α is set to 0.1, 0.05, 0.01 and 0.001 for $p = 100, 200, 500$ and 1000 respectively.

In Figure 5, twelve distributions of proportions of directed edges are reported for \mathcal{S}_p^{rp} with different p and ratio r . We mark the minimums, 5% quartiles (Solid circles below boxes), 1st quartiles, medians, 3rd quartiles and maximums of these distributions. We can see that for a fixed p , the proportion of directed edges increases with the number of edges in the completed PDAG. For example, when the ratio $r=1.2$, the medians (red lines in boxes) of proportions are near 92%; when the ratio $r=1.5$, the medians are near 95%; when ratio $r=3$, the medians are near 98%.

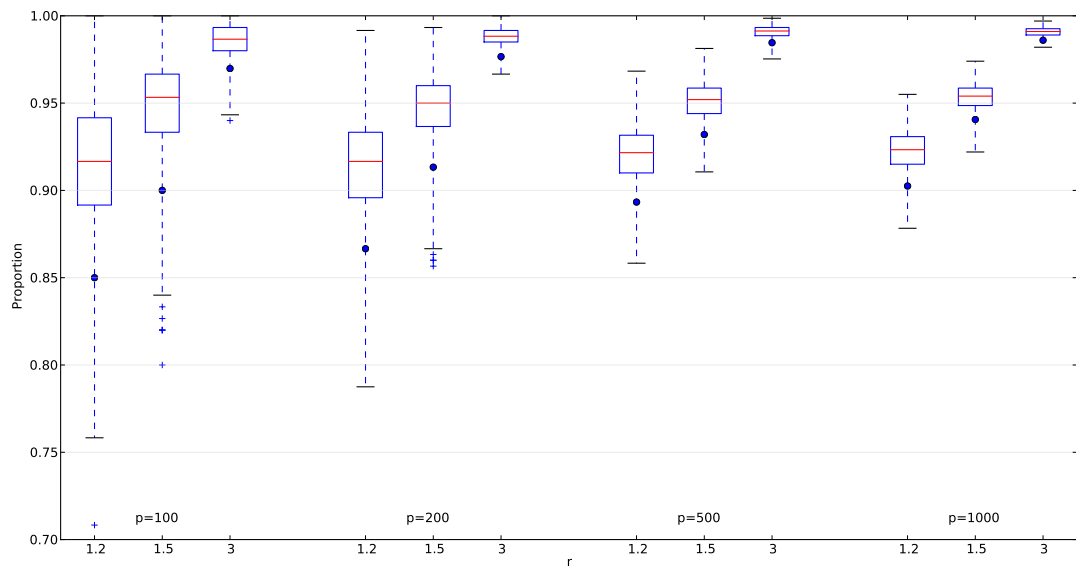


FIG 5. Distribution of proportion of directed edges in completed PDAGs in \mathcal{S}_p^{rp} . The lines in the boxes and the solid circles under the boxes indicate the medians and the 5% quartiles respectively.

The distributions of the numbers of chain components of completed PDAGs in \mathcal{S}_p^{rp} are shown in Figure 6. We plot the distributions for $\mathcal{S}_p^{1.5p}$ in the main window and the distributions for $r=1.2$ and $r=3$ in two sub-windows. We can see that the medians of the numbers of chain components are close to 5, 10, 20, and 40 for completed PDAGs in $\mathcal{S}_p^{1.5p}$ with $p = 100, 200, 500$ and 1000 respectively. It seems that there is a linear relationship between the number of chain components and the number of vertices p . In the insets, similar results are shown in the distributions for $r=1.2$ and $r=3$.

The distributions of the maximum sizes of chain components of completed PDAGs in \mathcal{S}_p^{rp} are shown in Figure 7. For $\mathcal{S}_p^{1.5p}$ in the main window, the medians of the four distributions are approximately 4, 5, 6 and 7 for $p=100, 200, 500,$ and 1000 respectively. This shows that the maximum size of chain components in a completed PDAG increases very slowly with p . In particular, from the 95% quartiles (solid circles above boxes), we can see that the

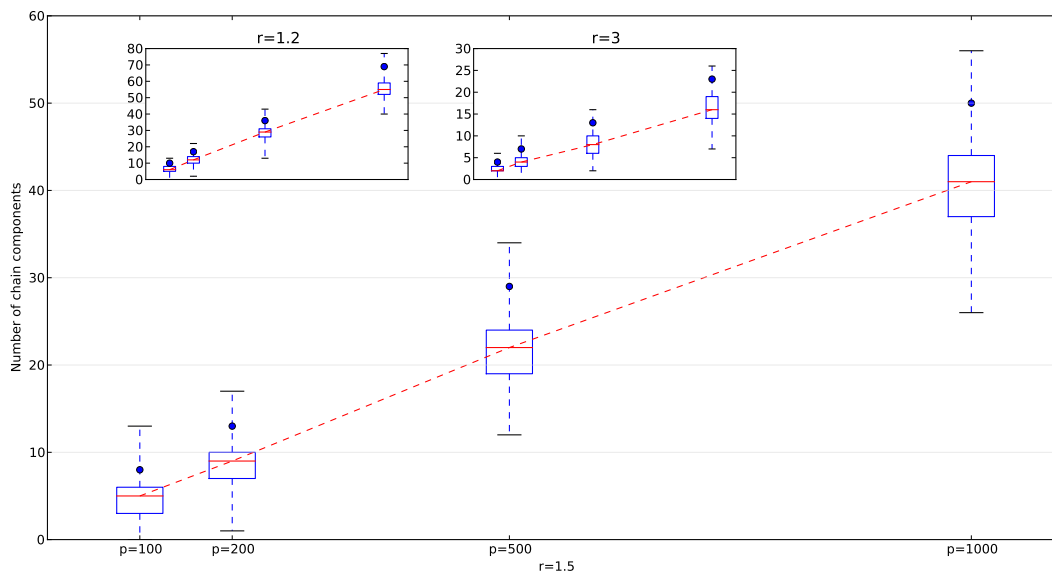


FIG 6. Distributions of numbers of chain components of completed PDAGs in \mathcal{S}_p^{rp} . The lines in the boxes and the solid circles above the boxes indicate the medians and the 95% quartiles respectively.

maximum chain components of more than 95% completed PDAGs in $\mathcal{S}_p^{1.5p}$ have at most 8, 9, 10, and 13 vertices for $p = 100, 200, 500$, and 1000 respectively. This result implies that sizes of chain components in most sparse completed PDAGs are small.

The distributions of the numbers of v-structures of completed PDAGs in \mathcal{S}_p^{rp} are shown in Figure 8. For $\mathcal{S}_p^{1.5p}$ in the main window, the medians of the four distributions are 108, 220, 557 and 1110 for $p=100, 200, 500$, and 1000 respectively. Figure 8 shows that the numbers of v-structures are much less than (p^2) for most completed PDAGs in \mathcal{S}_p^{rp} when r is set to 1.2, 1.5 or 3. This result is useful to analyze the time complexities of Algorithm 1 and Algorithm 1.1 in Section 3.2.2.

4.3. Comparisons between Algorithm 1 and its accelerated version

In this section, we show experimentally that the accelerated version Algorithm 2 is much faster than Algorithm 1 and the difference of estimates based on two algorithms is small. We have estimated four distributions on \mathcal{S}_{100}^{150} in Section 4.2 via Algorithm 2. The four distributions are the distribution of proportions of directed edges, the distribution of the numbers of chain components, the distribution of maximum size of chain components, and the distribution of the numbers of v-structures. To compare Algorithm 1 with Algorithm 2, we re-estimate these four distributions for completed PDAGs in \mathcal{S}_{100}^{150} via Algorithm 1.

For each distribution, in Figure 9, we report the estimates obtained by Algorithm 1 with lines and the estimates obtained by Algorithm 2 with points in the main windows.

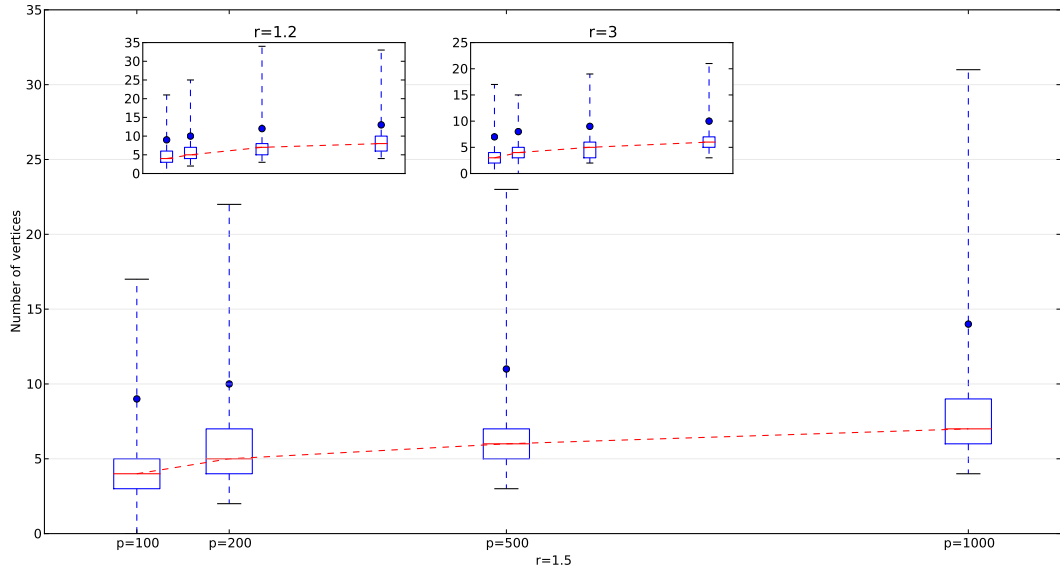


FIG 7. The distributions of the maximum sizes of chain components of completed PDAGs in \mathcal{S}_p^{TP} . The lines in the boxes and the solid circles above the boxes indicate the medians and the 95% quartiles respectively.

The differences of two estimates are shown in the sub-windows. The top panel of Figure 9 displays the cumulative distributions of proportions of directed edges. The second panel of this figure displays the distributions of the numbers of chain components. The third panel displays the distributions of maximum size of chain components. The bottom panel displays the distribution of the numbers of v-structures. We can see that the differences of three pairs of estimates are small.

The average times used to generate a state of the Markov chain of completed PDAGs in $\mathcal{S}_p^{1.5p}$ are shown in Table 3, in which α is the acceleration parameter used in Algorithm 2. If $\alpha = 1$, the Markov chain is generated via Algorithm 1. The results suggest that the accelerated version can speed up the approach nearly $\frac{1}{\alpha}$ times when $p = 100$.

TABLE 3

The average time used to generate a completed PDAG in $\mathcal{S}_p^{1.5p}$, where p is the number of vertices, α is the acceleration parameter, κ is the average time (seconds).

| p | 100 | 100 | 200 | 500 | 1000 |
|--------------------|------|-------|-------|------|-------|
| α | 1 | 0.1 | 0.05 | 0.01 | 0.001 |
| κ (seconds) | 0.22 | 0.032 | 0.113 | 0.28 | 0.72 |

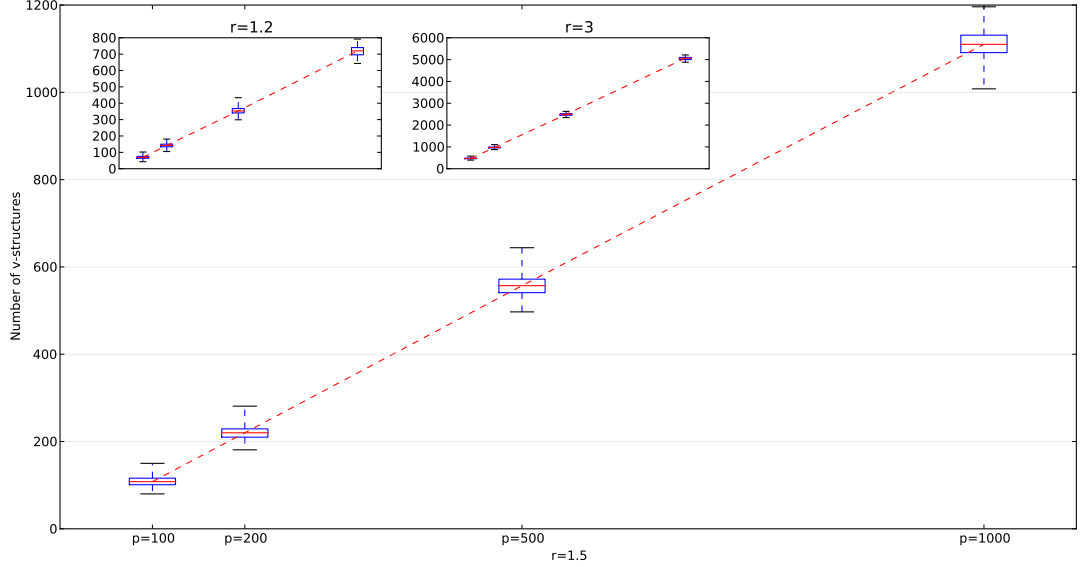


FIG 8. The distributions of the numbers of v -structures of completed PDAGs in S_p^{rp} . The red lines in the boxes indicate the medians.

4.4. Asymptotic properties of proposed estimators

We further illustrate the asymptotic properties of proposed estimators of sparse completed PDAGs via simulation studies. We consider $S_p^{1.5p}$ for $p = 100, 200, 500$ and 1000 respectively. Let $f(u)$ be a discrete function of Markov equivalence class u , where u is a random variable distributed uniformly in $S_p^{1.5p}$. Let $\mathbb{E}(f)$ be the expectation of $f(u)$, we have

$$\mathbb{E}(f) = \sum_i i\mathbb{P}(f = i).$$

Proposition 2 shows that the estimator $\hat{\mathbb{P}}(f = i)$ in Equation (2.6) converges to $\mathbb{P}(f = i)$ with probability one. We also have that the estimator defined as

$$\hat{\mathbb{E}}(f) = \sum_i i\hat{\mathbb{P}}(f = i) = \frac{\sum_i \sum_{t=1}^N iI_{\{f(e_t)=i\}}M_t^{-1}}{\sum_{t=1}^N M_t^{-1}} = \frac{\sum_{t=1}^N f(e_t)M_t^{-1}}{\sum_{t=1}^N M_t^{-1}}$$

converges to $\mathbb{E}(f)$ with probability one, where $\{e_t, M_t\}_{t=1, \dots, N}$ is a Markov chain from Algorithm 1.

We generate some sequences of Markov equivalence classes $\{e_t, \hat{M}_t\}$ with length of $N = 1.25 \times 10^6$ via Algorithm 2 and divide each sequence into 250 blocks. Set $f(u)$ to be the size of the Markov equivalence class represented by u or the proportion of directed edges in u ,

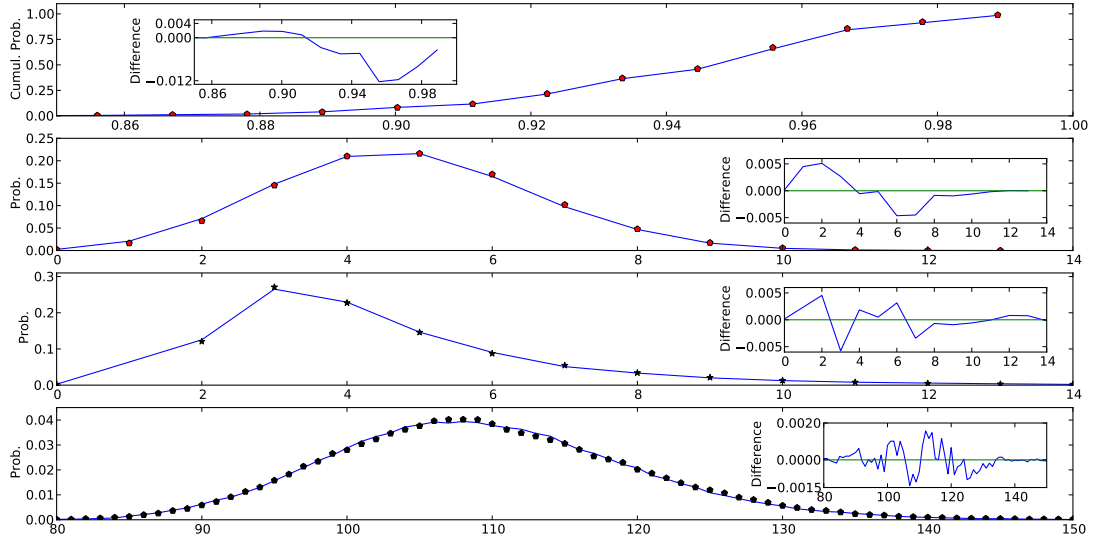


FIG 9. Distributions for completed PDAGs in S_{100}^{150} estimated via Algorithm 1 (plotted in lines) and the accelerated version—Algorithm 2 (plotted in points) are shown in the main windows. The differences are shown in sub-windows. Four panels (from top to bottom) display distributions of directed edges, number of chain components, maximum size of chain components, and v -structures respectively.

we estimate $\mathbb{E}(f)$ using cumulative data in the first k blocks as

$$\hat{\mathbb{E}}(f)_k = \left(\sum_{t=1}^{k \times j} f(e_t) \hat{M}_t^{-1} \right) / \sum_{t=1}^{k \times j} \hat{M}_t^{-1},$$

where $j = 5 \times 10^3$. The simulation results are shown in Figure 10 and Figure 11. We can see that the estimates of both average sizes and proportions of directed edges converge quickly as k increases.

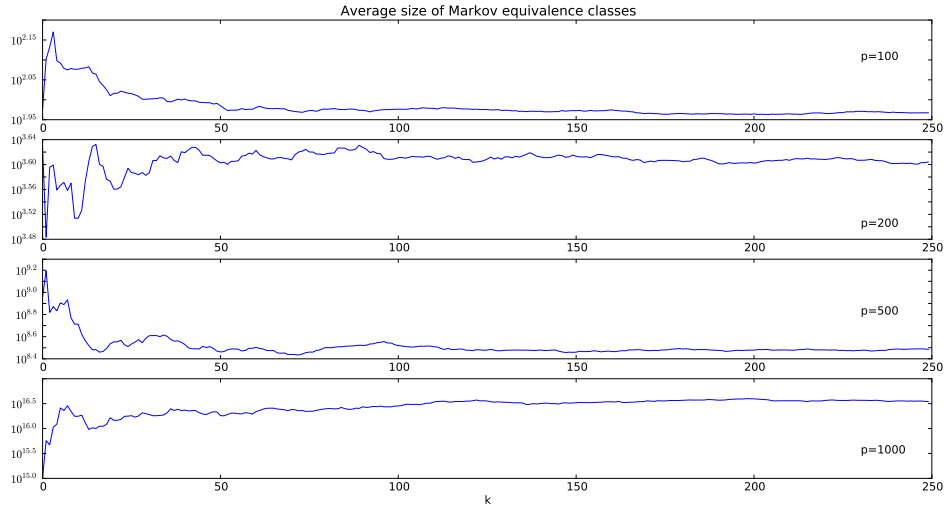


FIG 10. Four sequences of average sizes of completed PDAGs in $\mathcal{S}_p^{1.5p}$ with $p = 100, 200, 500$ and 1000 , estimated via Algorithm 2 and the first $5000k$ steps of the Markov chains, where k is shown in x-axis.

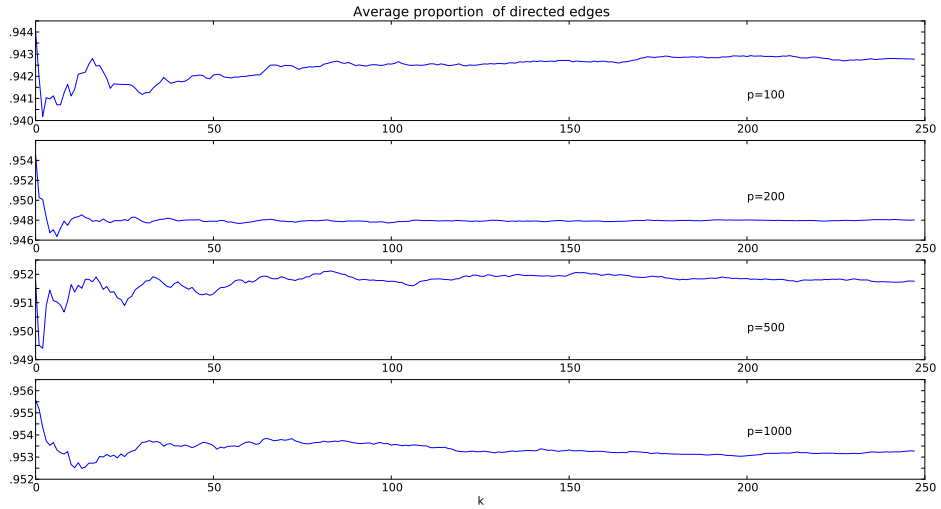


FIG 11. Four sequences of average proportions of directed edges in completed PDAGs in $\mathcal{S}_p^{1.5p}$ with $p = 100, 200, 500$ and 1000 , estimated via Algorithm 2 and the first $5000k$ steps of the Markov chains, where k is shown in x-axis.

5. Conclusions

In this paper, we proposed a reversible irreducible Markov chain on Markov equivalence classes that can be used to study various properties of a given set of interesting Markov equivalence classes. Our experiments on Markov equivalence classes with sparse constraints reveal useful information. For examples, we find that proportions of undirected edges and chain components in sparse completed PDAGs are small even for Markov equivalence classes with thousands of vertices.

The sizes of Markov equivalence classes are the property most widely discussed in the literature. Due to space constraints, we have omitted several details in this paper about determining the size of Markov equivalence classes and calculating further properties of edges and vertices. We will discuss this issues in a follow-up paper. The proposed methods can potentially be extended to study other sets of completed PDAGs besides \mathcal{S}_n^p . Some interesting sets include (1) the completed PDAGs in which each vertex has at most d adjacent edges; (2) completed PDAGs in which each pair of vertices is connected by a path along edges in the graph.

References

- [1] D. Aldous and J. Fill. Reversible markov chains and random walks on graphs. Website. <http://www.stat.berkeley.edu/~aldous/RWG/book.html>.
- [2] S.A. Andersson, D. Madigan, and M.D. Perlman. A characterization of Markov equivalence classes for acyclic digraphs. *The Annals of Statistics*, 25(2):505–541, 1997.
- [3] R. Castelo and M.D. Perlman. Learning essential graph Markov models from data. *Studies in Fuzziness and Soft Computing*, 146:255–270, 2004.
- [4] D. Chickering, D. Geiger, and D. Heckerman. Learning Bayesian networks: Search methods and experimental results. In *proceedings of fifth conference on artificial intelligence and statistics*, pages 112–128, 1995.
- [5] D.M. Chickering. A transformational characterization of equivalent Bayesian network structures. In *UAI95*, pages 87–98. Citeseer, 1995.
- [6] D.M. Chickering. Learning equivalence classes of Bayesian-network structures. *The Journal of Machine Learning Research*, 2:445–498, 2002.
- [7] G.F. Cooper and C. Yoo. Causal discovery from a mixture of experimental and observational data. In *In Proc. UAI*, 1999.
- [8] D. Dash and M.J. Druzdzel. A hybrid anytime algorithm for the construction of causal models from sparse data. In *Proceedings of the Fifteenth Conference on Uncertainty in Artificial Intelligence*, pages 142–149. Morgan Kaufmann Publishers Inc., 1999.
- [9] D. Dor and M. Tarsi. A simple algorithm to construct a consistent extension of a partially oriented graph. *Technical Report R-185, Cognitive Systems Laboratory, UCLA*, 1992.
- [10] F. Eberhardt and R. Scheines. Interventions and causal inference. *Philosophy of Science*, 74(5):981–995, 2007.
- [11] M. Finegold and M. Drton. Robust graphical modeling of gene networks using classical and alternative t-distributions. *The Annals of Applied Statistics*, 5(2A):1057–1080, 2011.

- [12] N. Friedman. Inferring cellular networks using probabilistic graphical models. *Science Signaling*, 303(5659):799, 2004.
- [13] S.B. Gillispie. Formulas for counting acyclic digraph Markov equivalence classes. *Journal of Statistical Planning and Inference*, 136(4):1410–1432, 2006.
- [14] S.B. Gillispie and M.D. Perlman. The size distribution for Markov equivalence classes of acyclic digraph models. *Artificial Intelligence*, 141(1-2):137–155, 2002.
- [15] Y. He and Z. Geng. Active learning of causal networks with intervention experiments and optimal designs. *Journal of Machine Learning Research*, 9:2523–2547, 2008.
- [16] D. Heckerman, D. Geiger, and D.M. Chickering. Learning Bayesian networks: The combination of knowledge and statistical data. *Machine learning*, 20(3):197–243, 1995.
- [17] D. Heckerman, C. Meek, and G. Cooper. A Bayesian approach to causal discovery. *Computation, causation, and discovery*, pages 143–67, 1999.
- [18] R. Jansen, H. Yu, D. Greenbaum, Y. Kluger, N.J. Krogan, S. Chung, A. Emili, M. Snyder, J.F. Greenblatt, and M. Gerstein. A Bayesian networks approach for predicting protein-protein interactions from genomic data. *Science*, 302(5644):449, 2003.
- [19] Markus Kalisch and Peter Bühlmann. Estimating high-dimensional directed acyclic graphs with the pc-algorithm. *J. Mach. Learn. Res.*, 8:613–636, 2007.
- [20] S.L. Lauritzen and T.S. Richardson. Chain graph models and their causal interpretations. *Journal of the Royal Statistical Society. Series B (Statistical Methodology)*, 64(3):321–361, 2002.
- [21] L. Lovasz. Random walks on graphs: A survey. *Combinatorics, Paul Erdos is Eighty*, 2(1):1–46, 1993.
- [22] M.H. Maathuis, M. Kalisch, and P. Bühlmann. Estimating high-dimensional intervention effects from observational data. *The Annals of Statistics*, 37(6A):3133–3164, 2009.
- [23] D. Madigan, S.A. Andersson, M.D. Perlman, and C.T. Volinsky. Bayesian model averaging and model selection for markov equivalence classes of acyclic digraphs. *Communications in Statistics—Theory and Methods*, 25(11):2493–2519, 1996.
- [24] C. Meek. Causal inference and causal explanation with background knowledge. In *Proceedings of the Eleventh Conference on Uncertainty in Artificial Intelligence*, pages 403–410, 1995.
- [25] P. Munteanu and M. Bendou. The eq framework for learning equivalence classes of bayesian networks. In *Data Mining, 2001. ICDM 2001, Proceedings IEEE International Conference on*, pages 417–424. IEEE, 2001.
- [26] J.R. Norris. Markov chains. Cambridge series in statistical and probabilistic mathematics, 1997.
- [27] J. Pearl. *Causality: Models, reasoning, and inference*. Cambridge Univ Pr, 2000.
- [28] J. Pearl and G. Shafer. *Probabilistic reasoning in intelligent systems: networks of plausible inference*. Morgan Kaufmann San Mateo, CA, 1988.
- [29] J. Pearl and T.S. Verma. A theory of inferred causation. In *Principles of Knowledge Representation and Reasoning: Proceedings of the Second International Conference*, volume 11, pages 441–452, 1991.
- [30] J.M. Pena. Approximate counting of graphical models via MCMC. In *Proceedings of the 11th international conference on artificial intelligence*, pages 352–359. Citeseer, 2007.
- [31] P. Spirtes, C.N. Glymour, and R. Scheines. *Causation, prediction, and search*. The MIT Press, 2001.
- [32] T. Verma and J. Pearl. Equivalence and synthesis of causal models. In *Proceedings of*

the Sixth Annual Conference on Uncertainty in Artificial Intelligence, page 270. Elsevier Science Inc., 1990.

- [33] T. Verma and J. Pearl. An algorithm for deciding if a set of observed independencies has a causal explanation. In *Proceedings of the Eighth international conference on uncertainty in artificial intelligence*, pages 323–330. Morgan Kaufmann Publishers Inc., 1992.

Appendix A: Preliminary results and algorithms

In this appendix, we provide some preliminary results and algorithms introduced by Andersson [2], Dor and Tarsi [9], and Chickering [5, 6]. Some definitions and notation are introduced first. A graph is called a *chain graph* if it contains no partially directed cycles [20]. A *chord* of a cycle is an edge that joins two nonadjacent vertices in the cycle. An undirected graph is *chordal* if every cycle of length greater than or equal to 4 possesses a chord. A directed edge of a DAG is *compelled* if it occurs in the corresponding completed PDAG, otherwise, the directed edge is *reversible* and the corresponding parents are reversible parents. The concept of strongly protected is introduced in Definition 2 in Section 3.2. Recall that N_x is the set of all neighbors of x , Π_x is the set of all parent of x , $N_{xy} = N_x \cap N_y$ and $\Omega_{x,y} = \Pi_x \cap N_y$. The other notation can be found in the beginning of Section 3.1.

Lemma 2 characterizes completed PDAGs that are used to represent Markov equivalence classes [2]. This Lemma was mentioned in Section 1.1 and will be used in the proofs in Appendix B.

Lemma 2 (Anderssen [2]). *A graph \mathcal{C} is a completed PDAG of a directed acyclic graph \mathcal{D} if and only if \mathcal{C} satisfies the following properties:*

- (i) \mathcal{C} is a chain graph;
- (ii) Let \mathcal{C}_τ be the subgraph induced by τ . \mathcal{C}_τ is chordal for every chain component τ ;
- (iii) $w \rightarrow u - v$ does not occur as an induced subgraph of \mathcal{C} ;
- (iv) Every arrow $v \rightarrow u$ in \mathcal{C} is strongly protected.

Algorithm 3 generates a consistent extension of a PDAG [9]. Algorithm 4 creates the corresponding completed PDAG of a DAG [5]. They are used to implement Chickering’s approach.

Lemma 3 shows the equivalent validity conditions for \mathbf{iu}_2 , \mathbf{du}_1 , \mathbf{id}_2 , \mathbf{dd}_1 and \mathbf{mv}_1 used in Definition 9 [6]. In Definition 3, we have introduced the concept of “the validity of an operator” introduced by Chickering [6].

Lemma 3 (Validity conditions of some operators [6]). *The necessary and sufficient validity conditions of the operators with type of InsertU, DeleteU, InsertD, DeleteD or MakeV are as follows.*

- (InsertU) Let x and y be two vertices that are not adjacent in \mathcal{C} . The operator InsertU $x - y$ is valid (equivalently, \mathbf{iu}_2 holds) if and only if (iu2.1) $\Pi_x = \Pi_y$, (iu2.2) every undirected path from x to y contains a vertex in N_{xy} .
- (DeleteU) Let $x - y$ be an undirected edge in completed PDAG \mathcal{C} . The operator DeleteU $x - y$ is valid (equivalently, \mathbf{du}_1 holds) if and only if (du1.1) N_{xy} is a clique in \mathcal{C} .

Algorithm 3: (Dor and Tarsi [9]) Generate a consistent extension of a PDAG

Input: A PDAG \mathcal{P} that admits a consistent extension
Output: A DAG \mathcal{D} that is a consistent extension of \mathcal{P} .

- 1 Let $\mathcal{D} := \mathcal{P}$;
- 2 **while** \mathcal{P} is not empty **do**
- 3 Select a vertex x in \mathcal{P} such that (1) x has no outgoing edges and (2) if N_x is not empty, then every vertex in N_x is adjacent to all vertices in $N_x \cup \Pi_x$. /* Dor and Tarsi [9] show that a vertex x with these properties is guaranteed to exist if \mathcal{P} admits a consistent extension. */
- 4 Let all undirected edges adjacent to x be directed toward x in \mathcal{D}
- 5 Remove x and all incident edges from \mathcal{P} .
- 6 **return** \mathcal{D}

- (InsertD) Let x and y be two vertices that are not adjacent in \mathcal{C} . The operator $\text{InsertD } x \rightarrow y$ is valid (equivalently, \mathbf{id}_2 holds) if and only if $(\mathbf{id}_{2.1}) \Pi_x \neq \Pi_y$, $(\mathbf{id}_{2.2}) \Omega_{x,y}$ is a clique, $(\mathbf{id}_{2.3})$ every partially directed path from y to x contains at least one vertex in $\Omega_{x,y}$.
- (DeleteD) Let $x \rightarrow y$ be a directed edge in completed PDAG \mathcal{C} . The operator DeleteD of $x \rightarrow y$ is valid (equivalently, \mathbf{dd}_1 holds) if and only if $(\mathbf{dd}_{1.1}) N_y$ is a clique.
- (MakeV) Let $x - z - y$ be any length-two undirected path in \mathcal{C} such that x and y are not adjacent. The operator $\text{MakeV } x \rightarrow z \leftarrow y$ is valid (equivalently, \mathbf{mv}_1 holds) if and only if $(\mathbf{mv}_{1.1})$ every undirected path between x and y contains a vertex in N_{xy} .

Appendix B: Proofs of theorems in Section 3

We will provide a proof of Theorem 1 in Appendix B.1 below about a perfect operator set, and a proof of Theorem 2 in Appendix B.2 below about the correctness of Algorithm 1.1.1, Algorithm 1.1.2 and Algorithm 1.1.3 introduced in Section 3.2.

Appendix B.1: Proof of Theorem 1

Let \mathcal{O} be the operator set defined in Equation (3.3); to prove Theorem 1, which shows \mathcal{O} is a perfect operator set, we need to show \mathcal{O} satisfies four properties: validity, distinguishability, irreducibility and reversibility. Equivalently, we just need to prove Theorem 3–6 as follows:

Theorem 3. *The operator set \mathcal{O} is valid.*

Theorem 4. *The operator set \mathcal{O} is distinguishable.*

Theorem 5. *The operator set \mathcal{O} is reversible.*

Theorem 6. *The operator set \mathcal{O} is irreducible.*

Of the above four theorems, the most important and difficult is to prove Theorem 5. We now show the proofs one by one.

Proof of Theorem 3

Algorithm 4: (Chickering [5]) Create the completed PDAG of a DAG

Input: \mathcal{D} , a DAG
Output: The completed PDAG \mathcal{C} of DAG \mathcal{D} .

- 1 Perform a topological sort on the vertices in \mathcal{D} such that for any pair of vertices x and y in \mathcal{D} , x must precede y if x is an ancestor of y ;
- 2 Sort the edges first in ascending order for incident vertices and then in descending order for outgoing vertices; Label every edge in \mathcal{D} as unknown;
- 3 **while** there are edges labeled unknown in \mathcal{D} **do**
- 4 Let $x \rightarrow y$ be the lowest ordered edge that is labeled unknown
- 5 **for** every edge $w \rightarrow x$ labeled compelled **do**
- 6 **if** w is not a parent of y **then**
- 7 $x \rightarrow y$ and every edge incident into y with compelled
- 8 Goto 3
- 9 **else**
- 10 Label $w \rightarrow y$ with compelled
- 11 **if** there exists an edge $z \rightarrow y$ such that $z = x$ and z is not a parent of x **then**
- 12 Label $x \rightarrow y$ and all unknown edges incident into y with compelled
- 13 **else**
- 14 Label $x \rightarrow y$ and all unknown edges incident into y with reversible
- 15 Let $\mathcal{C} = \mathcal{D}$ and undirect all edges labeled "reversible" in \mathcal{C} .
- 16 **return** completed PDAG \mathcal{C}

According to the definition of validity in Definition 5 and the definition of $\mathcal{O}_{\mathcal{C}}$ in Equation (3.2), all operators in $InsertU_{\mathcal{C}}$, $DeleteU_{\mathcal{C}}$, $InsertD_{\mathcal{C}}$, $DeleteD_{\mathcal{C}}$ and $MakeV_{\mathcal{C}}$ are valid. We just need to prove Lemma 4, which shows all operators in $RemoveV_{\mathcal{C}}$ are valid.

Lemma 4. *Let $x \rightarrow z \leftarrow y$ be a v -structure in completed PDAG \mathcal{C} . If (\mathbf{rv}_1) $\Pi_x = \Pi_y$, (\mathbf{rv}_2) $\Pi_x \cup N_{xy} = \Pi_z \setminus \{x, y\}$, and (\mathbf{rv}_3) every undirected path between x and y contains a vertex in N_{xy} hold, then the operator $RemoveV$ $x \rightarrow z \leftarrow y$ is valid and results in a completed PDAG in S_p^n defined in Equation (3.1).*

To prove Lemma 4, we will use Lemma 5 given by Chickering (Lemma 32 in [6]).

Lemma 5. *Let \mathcal{C} be any completed PDAG, and let x and y be any pair of vertices that are not adjacent. Every undirected path between x and y passes through a vertex in N_{xy} if and only if there exists a consistent extension in which (1) x has no reversible parents, (2) all vertices in N_{xy} are parents of y , and (3) y has no other reversible parents.*

We now give a proof of Lemma 4.

Proof. From Lemma 5 and condition \mathbf{rv}_3 in 4, there exists a consistent extension of \mathcal{D} in which x has no reversible parents and the reversible parents of y are the vertices in N_{xy} . Because $y \rightarrow z$ occurs in the completed PDAG \mathcal{C} , N_z and N_y occur in different chain components. We can orient the undirected edges adjacent to z out of z . Then all vertices in N_z are children of z in \mathcal{D} . Let \mathcal{D}' be the graph obtained by reversing $y \rightarrow z$ in \mathcal{D} and \mathcal{P}' be the PDAG obtained by applying the $RemoveV$ operator to \mathcal{C} . We will show that \mathcal{D}' is a consistent extension of \mathcal{P}' .

Clearly, \mathcal{D}' and \mathcal{P}' have the same skeleton.

We have that any v-structure that occurs in \mathcal{D} but not in \mathcal{P}' must include either the edge $x \rightarrow z$ or $y \rightarrow z$. Since \mathcal{D} is a consistent extension of \mathcal{C} , we have that all v-structures in \mathcal{D} are also in \mathcal{C} . From condition rv₂, all parents of z other than x and y are adjacent to x and y . Hence $x \rightarrow z \leftarrow y$ is the only v-structure that is directed into z in \mathcal{C} . We have that all v-structures of \mathcal{P}' are also in \mathcal{D} , and there is only one v-structure $x \rightarrow z \leftarrow y$ that is in \mathcal{D} but not \mathcal{P}' .

Since $y \rightarrow z$ is the unique edge that differs between \mathcal{D} and \mathcal{D}' , we have that any v-structure that exists in \mathcal{D} but not in \mathcal{D}' must include the edge $y \rightarrow z$, and any v-structure that exists in \mathcal{D}' but not in \mathcal{D} must include the edge $z \rightarrow y$. We have shown that $x \rightarrow z \leftarrow y$ is the only v-structure in \mathcal{D} that is directed into z . From the construction of \mathcal{D} , we have that all compelled parents of y in \mathcal{D}' are also parents of z and all other parents are in N_{xy} ; from rv₂, they also are parents of z . There is no v-structure that includes edge $z \rightarrow y$ in \mathcal{D}' . Hence, all v-structures of \mathcal{D}' are also in \mathcal{D} , and there is only one v-structure $x \rightarrow z \leftarrow y$ that is in \mathcal{D} but not \mathcal{D}' .

Hence, \mathcal{D}' and \mathcal{P}' have the same v-structures. It remains to be shown that \mathcal{D}' is acyclic.

If \mathcal{D}' contains a cycle, the cycle must contain the edges $z \rightarrow y$ because \mathcal{D} is acyclic. This implies there is a directed path from y to z in \mathcal{D} . By construction, all vertices in N_z are children of z in \mathcal{D}' . So, this path must include a compelled parent of z , denote it by u . If $u \neq x$, from condition rv₂, $u \in \Pi_y \cup N_{xy}$; by the construction of \mathcal{D} , we have $u \in \Pi_y$. Thus, there is no path from y to z that contains u . If $u = x$, by construction, the path must contain a compelled parent v of x . From condition rv₁, $v \in \Pi_y$. Thus, there is no path from y to z contains v . We get that \mathcal{D}' is acyclic. Thus \mathcal{D}' is a consistent extension of \mathcal{P}' and the operator RemoveV $x \rightarrow z \leftarrow y$ is valid. \square

Proof of Theorem 4

Proof. For any completed $\mathcal{C} \in \mathcal{S}_p^n$, we need to show that different operators in $\mathcal{O}_{\mathcal{C}}$ result in different completed PDAGs. For any valid operator $o \in \text{Insert}U_{\mathcal{C}}$, say InsertU $x - y$, denoted as o , the resulting completed PDAG of o contains the undirected edge $x - y$. We have that all other operators in $\mathcal{O}_{\mathcal{C}}$ except for InsertD $x \rightarrow y$ and Insert $x \leftarrow y$ (if they are also valid) will result in completed PDAGs with skeletons different than the resulting completed PDAG of o . Thus, these operators can not result in the same completed PDAG as o . If InsertD $x \rightarrow y$ or Insert $x \leftarrow y$ is valid, the resulting completed PDAGs of them contain $x \rightarrow y$ or $x \leftarrow y$. These two resulting completed PDAGs have at least a compelled edge different than the resulting completed PDAG of o . Thus, there is no operator in $\mathcal{O}_{\mathcal{C}}$ that can result in the same completed PDAG as o .

Similarly, we can show for any operator in $\mathcal{O}_{\mathcal{C}}$, different operators will result in different completed PDAGs, because they will have distinct skeletons, compelled edges, or v-structures. \square

Proof of Theorem 5.

Let \mathcal{C} be any completed PDAG in \mathcal{S}_p^n , $o \in \mathcal{O}_{\mathcal{C}}$ be an operator on \mathcal{C} . The operator $o' \in \mathcal{O}$ is the *reversible operator* of o if o' can transfer the resulting completed PDAG of o back to \mathcal{C} . To prove Theorem 5, we just need to show each operator in $\mathcal{O}_{\mathcal{C}}$ defined in Equation (3.3) has a reversible operator in \mathcal{O} . Equivalently, we prove Lemma 6, Lemma 7, Lemma 8, Lemma 9, Lemma 10, and Lemma 11 to show the reversibility for six types of operators respectively.

Lemma 6. For any operator $o \in \mathcal{O}_{\mathcal{C}}$ denoted by “InsertU $x - y$ ”, the operator “DeleteU $x - y$ ” is the reversible operator of o .

Lemma 7. For any operator $o \in \mathcal{O}_{\mathcal{C}}$ denoted by “DeleteU $x - y$ ”, the operator “InsertU $x - y$ ” is the reversible operator of o .

Lemma 8. For any operator $o \in \mathcal{O}_{\mathcal{C}}$ denoted by “InsertD $x \rightarrow y$ ”, the operator “DeleteD $x \rightarrow y$ ” is the reversible operator of o .

Lemma 9. For any operator $o \in \mathcal{O}_{\mathcal{C}}$ denoted by “DeleteD $x \rightarrow y$ ”, the operator “InsertD $x \rightarrow y$ ” is the reversible operator of o .

Lemma 10. For any operator $o \in \mathcal{O}_{\mathcal{C}}$ denoted by “MakeV $x \rightarrow z \leftarrow y$ ”, the operator “RemoveV $x \rightarrow z \leftarrow y$ ” is the reversible operator of o .

Lemma 11. For any operator $o \in \mathcal{O}_{\mathcal{C}}$ denoted by “RemoveV $x \rightarrow z \leftarrow y$ ”, the operator “MakeV $x \rightarrow z \leftarrow y$ ” is the reversible operator of o .

Before giving proofs of these six lemmas, We first provide several results shown in Lemma 12, 14, 13, and Lemma 15.

Lemma 12. Let graph \mathcal{C} be a completed PDAG, $\{w, v, u\}$ be three vertices that are adjacent each other in \mathcal{C} . If there are two undirected edges in $\{w, v, u\}$, then the third edge is also undirected.

Proof. If the third edge is directed, there is a directed cycle like $w - v - u \rightarrow w$. From Lemma 2, we know that \mathcal{C} is a chain graph, so there is no directed circle in \mathcal{C} . \square

Lemma 13. Let \mathcal{C}_1 be the resulting completed PDAG obtained by inserting a new edge between x and y in \mathcal{C} . If there is at least one edge $v \rightarrow u$ that is directed in \mathcal{C} but not directed in \mathcal{C}_1 , then there exists a vertex h that is common child of x and y such that $x \rightarrow h$ and $y \rightarrow h$ in \mathcal{C} become undirected in \mathcal{C}_1 .

Proof. According to Lemma 2, an edge is directed in a completed PDAG if and only if it is strongly protected. Thus, we have that at least one case among (a), (b), (c), (d) in Figure 1 occurs in \mathcal{C} but not in \mathcal{C}_1 for $v \rightarrow u$. We will show that either Lemma 13 holds or there exists a parent of u , denoted as u_1 , such that $u_2 \rightarrow u_1$ occurs in \mathcal{C} but not in \mathcal{C}_1 , where u_2 is a parent of u_1 . We denote the latter result as (*).

Suppose case (a) in Figure 1 occurs in \mathcal{C} but not in \mathcal{C}_1 . Because $v \rightarrow u$ becomes undirected in \mathcal{C}_1 , we have that $w \rightarrow v$ must be undirected in \mathcal{C}_1 since w and u are not adjacent. Set $u_1 = v$ and $u_2 = u$, and we have that (*) holds.

Suppose case (b) in Figure 1 occurs in \mathcal{C} but not in \mathcal{C}_1 . If the pair $\{v, w\}$ is not $\{x, y\}$, $v \rightarrow u \leftarrow w$ is a v-structure in \mathcal{C} . We have that $v \rightarrow u$ occurs in \mathcal{C}_1 . This is a contradiction. If $\{v, w\}$ is $\{x, y\}$, we have that Lemma 13 holds ($h = u$).

Suppose case (c) in Figure 1 occurs in \mathcal{C} but not in \mathcal{C}_1 . Either $v \rightarrow w$ or $w \rightarrow u$ occurs in \mathcal{C} but not in \mathcal{C}_1 . If it is $v \rightarrow w$, by setting $u_2 = v$ and $u_1 = w$, we have (*) holds. If it is $w \rightarrow u$, both $v - u$ and $w - u$ in \mathcal{C}_1 , so $x - u$ also must be in \mathcal{C}_1 . We also have that (*) holds.

Suppose case (d) in Figure 1 occurs in \mathcal{C} but not in \mathcal{C}_1 . If the pair $\{w, w_1\}$ is $\{x, y\}$, Lemma 13 holds ($h = u$). Otherwise, $w \rightarrow u \leftarrow w_1$ must occur in both \mathcal{C}_1 and \mathcal{C} and the edge $v \rightarrow u$ is still strongly protected in \mathcal{C}_1 , yielding a contradiction.

If (*) holds, we have that there is a directed path $u_2 \rightarrow u_1 \rightarrow u$ such that $u_2 \rightarrow u_1$ occurs in \mathcal{C} but not \mathcal{C}_1 . Iterating, we can get a directed path $u_k \rightarrow u_{k-1} \cdots \rightarrow u$ of length $k - 1$ without undirected edges such that $u_k \rightarrow u_{k-1}$ occurs in \mathcal{C} but not in \mathcal{C}_1 if Lemma 13 does not hold in each step. Because \mathcal{C} is a chain graph without directed circle, the procedure will stop in finite steps and Lemma 13 will hold eventually. \square

From the proof of Lemma 13, we have that u should be a descendant of x and y , so we can get the following Lemma 14.

Lemma 14. *Let \mathcal{C} be any completed PDAG, and let \mathcal{P} denote the PDAG that results from adding a new edge between x and y . For any edge $v \rightarrow u$ in \mathcal{C} that does not occur in the resulting completed PDAG extended from \mathcal{P} , there is a directed path of length zero or more from both x and y to u in \mathcal{C} .*

Lemma 15. *Let $InsertU_{\mathcal{C}}$ and $DeleteU_{\mathcal{C}}$ be the operator sets defined in Definition 9 respectively. For any o in $InsertU_{\mathcal{C}}$ or in $DeleteU_{\mathcal{C}}$, where \mathcal{P}' is the modified graph of o that is obtained by applying o to \mathcal{C} , we have that \mathcal{P}' is a completed PDAG.*

Proof. We just need to check whether \mathcal{P}' satisfies the four conditions in Lemma 2.

(i): For any $o \in DeleteU_{\mathcal{C}}$, denoted as DeleteD $x - y$, let \mathcal{P}' be the modified graph obtained by deleting $x - y$ from \mathcal{C} .

If there is a directed cycle in \mathcal{P}' , it must be a directed cycle in \mathcal{C} , which is a contradiction. Thus, there is no directed cycle in \mathcal{P}' and \mathcal{P}' is a chain graph.

If there exists an undirected cycle of length greater than 3 without a chord in \mathcal{P}' , the cycle must contain both x and y ; otherwise, this cycle occurs in \mathcal{C} . If the length of the cycle is 4, the other two vertices are in N_{xy} ; we have that the cycle has a chord since N_{xy} is a clique in \mathcal{C} . If the cycle in \mathcal{P}' has length greater than 4 without a chord, we have that $x - y$ is the unique chord of this cycle in \mathcal{C} . However, this would imply that there is a cycle of length greater than 3 without a chord in \mathcal{C} , a contradiction. Thus, there is no undirected cycle with length greater than 3 in \mathcal{P}' , so every chain component of \mathcal{P}' is chordal.

Suppose that $\cdot \rightarrow \cdot - \cdot$ occurs as an induced subgraph of \mathcal{P}' ; it must be $x \rightarrow \cdot - y$ (or $y \rightarrow \cdot - x$). However, in this case, $x \rightarrow \cdot - y - x$ (or $y \rightarrow \cdot - x - y$) would be a directed cycle in \mathcal{C} . Thus the induced subgraph like $\cdot \rightarrow \cdot - \cdot$ does not occur as an induced subgraph of \mathcal{P}' .

Finally, all directed edges in \mathcal{P}' will be strongly protected; by the definition of strong protection, all directed edges in \mathcal{C} will remain strongly protected when an undirected edge is removed.

(ii): For any $o \in InsertU_{\mathcal{C}}$, denoted as InsertU $x - y$, \mathcal{P}' is the modified graph of o .

If there is a directed cycle in \mathcal{P}' , it must contain $x - y$, otherwise this cycle is also in \mathcal{C} . We can suppose that there exists a partially directed path from x to y in \mathcal{C} . Denote the adjacent vertex of y in the path as u . Let v be the vertex adjacent to y in the path. We have $u \notin \Pi_y$; otherwise, from the condition $\Pi_x = \Pi_y$ in Lemma 3, u would also be in Π_x , so there would be a partially directed cycle from x to x in \mathcal{C} . Hence the directed path must have the form $x \cdots \rightarrow \cdots u - y$. This would induce a subgraph like $a \rightarrow b - v$ in \mathcal{C} , a contradiction. Consequently, \mathcal{P}' is a chain graph.

If there exists an undirected cycle of length greater than 3 without a chord in \mathcal{P}' , the cycle must contain x and y , and there must be an undirected path from x to y in \mathcal{C} ; otherwise, the cycle would also be in \mathcal{C} . From Lemma 3, every undirected path from x to y contains a

vertex in N_{xy} , so every undirected path of length greater than two has a chord. Thus, every undirected path of length greater than 3 from x to y in \mathcal{P}' has a chord. This implies that every chain component of \mathcal{P}' is chordal.

Suppose that a subgraph like $\cdot \rightarrow \cdot - \cdot$ occurs as an induced subgraph of \mathcal{P}' . Since $\Pi_x = \Pi_y$ in \mathcal{C} , the induced subgraph is not $\cdot \rightarrow x - y$ (or $\cdot \rightarrow y - x$). Thus, the induced subgraph like $\cdot \rightarrow \cdot - \cdot$ also occurs in \mathcal{C} . This is a contradict since \mathcal{C} is a completed PDAG, yielding a contradiction.

From Lemma 13 and the condition \mathbf{iu}_3 in Definition 9, all directed edges in \mathcal{C} are also directed in \mathcal{C}_1 . This implies that all directed edges in \mathcal{P} are still compelled, and are thus strongly protected. □

We now give proofs of Lemma 6, Lemma 7, Lemma 8, Lemma 9, Lemma 10, and Lemma 11 one by one.

Proof of Lemma 6

Proof. Because the operator “InsertU $x - y$ ” = $o \in \mathcal{O}_{\mathcal{C}}$ is valid and \mathcal{C}_1 is the resulting completed PDAG of o , we have that $x - y$ occurs in \mathcal{C}_1 . We just need to show that the common neighbors of x and y , denoted as N_{xy} , form a clique in \mathcal{C}_1 .

If N_{xy} is empty set or has only one vertex, the condition that N_{xy} is a clique in \mathcal{C}_1 holds.

If there are two different vertices $z, u \in N_{xy}$ in \mathcal{C}_1 , we have that $x - z - y$ and $x - u - y$ form a cycle of length of 4 in \mathcal{C}_1 . The cycle is also in \mathcal{C} . Since the edge $x - y$ does not exist in \mathcal{C} and \mathcal{C} is a completed PDAG in which all undirected subgraphs are chordal graphs, we have that $z - u$ occurs in \mathcal{C} , so z and u are adjacent in \mathcal{C}_1 . Hence the condition that N_{xy} is a clique in \mathcal{C}_1 holds. □

Proof of Lemma 7

Proof. We need to show the operator $o' := \text{InsertU } x - y$, satisfies the conditions \mathbf{iu}_1 , \mathbf{iu}_2 and \mathbf{iu}_3 in Definition 9 for completed PDAG \mathcal{C}_1 and that the resulting completed PDAG of o' is \mathcal{C} .

The condition \mathbf{iu}_1 clearly holds, since $x - y$ exists in \mathcal{C}_1 but not in \mathcal{C} . Lemma 15 implies that the graph obtained by deleting $x - y$ from \mathcal{C} is the completed PDAG \mathcal{C}_1 . Thus, the graph obtained by inserting $x - y$ into \mathcal{C}_1 is \mathcal{C} . This implies that InsertU $x - y$ is valid and the condition \mathbf{iu}_2 holds.

Lemma 15 implies that the condition \mathbf{iu}_3 also holds. □

Proof of Lemma 8

Proof. I will first show that there is no undirected edge $y - w$ that occurs in both \mathcal{C} and \mathcal{C}_1 . If $w - y$ occurs in \mathcal{C} , since x and y are not adjacent in \mathcal{C} , $x \rightarrow w - y$ does not occur in \mathcal{C} . There are three possible configurations between x and w in \mathcal{C} : (1) x is not adjacent to w , (2) $w \rightarrow x$, and (3) $x - w$. If x is not adjacent to w in \mathcal{C} , inserting $x \rightarrow y$ will result in $y \rightarrow w$ in \mathcal{C}_1 . If $w \rightarrow x$ is in \mathcal{C} , inserting $x \rightarrow y$ will result in $w \rightarrow y$ in \mathcal{C}_1 . If $x - w$ in \mathcal{C} , there is an undirected path from y to x ; that is, the first condition for InsertD to be valid, according to Lemma 3, does not hold. Thus, we get that there is no undirected edge $y - w$ that occurs in both \mathcal{C} and \mathcal{C}_1 .

For any $w \in N_y$ in \mathcal{C}_1 , the edge between w and y is directed in \mathcal{C} ; that is, either $w \rightarrow y$ or $y \rightarrow w$ occurs in \mathcal{C} . If $y \rightarrow w$ is in \mathcal{C} , there are three possible configurations between x and

w in \mathcal{C} : (1) x is not adjacent to w , (2) $w \rightarrow x$, and (3) $x \rightarrow w$. If x and w are not adjacent in \mathcal{C} , inserting $x \rightarrow y$ will result in $y \rightarrow w$ in \mathcal{C}_1 . If $w \rightarrow x$ occurs in \mathcal{C} , inserting $x \rightarrow y$ is not valid for \mathcal{C} since there would be a directed path from y to x . If $x \rightarrow w$ occurs in \mathcal{C} , w is common child of x and y , so from condition id_3 , $y \rightarrow w$ occurs in \mathcal{C}_1 and $w \notin N_y$ in \mathcal{C}_1 . Thus, we have that $w \rightarrow y$ must be in \mathcal{C} .

If there is another vertex $v \in N_y$ in \mathcal{C}_1 , $v \rightarrow y$ must also be in \mathcal{C} . If v and w are not adjacent, $v \rightarrow y \leftarrow w$ forms a v-structure both in \mathcal{C} and in \mathcal{C}_1 . $w \rightarrow y$ must occur in \mathcal{C}_1 and, consequently, $w \notin N_y$ in \mathcal{C}_1 yielding a contradiction. Thus, we know that any two vertices in N_y are adjacent in \mathcal{C} . N_y is therefore a clique in \mathcal{C}_1 and the operator DeleteD $x \rightarrow y$ is valid for \mathcal{C}_1 ; that is, the condition id_1 in Definition 9 holds.

Denote the modified PDAG of operator DeleteD $x \rightarrow y$ of \mathcal{C}_1 as \mathcal{P}' . We need to show that the corresponding completed PDAG of \mathcal{P}' is \mathcal{C} . Equivalently, we just need to show \mathcal{P}' and \mathcal{C} have the same skeleton and v-structures. Clearly, \mathcal{P}' and \mathcal{C} have the same skeleton. If there is a v-structure in \mathcal{C} , but not in \mathcal{C}_1 , it must be $x \rightarrow u \leftarrow y$, where u is a common child of x and y . From condition id_3 in Definition 9, $x \rightarrow u$ and $y \rightarrow u$ also occur in \mathcal{C}_1 , so, these v-structures also exist in \mathcal{P}' . This implies that all v-structures of \mathcal{C} are also in \mathcal{P}' . Moreover, the v-structures in \mathcal{C}_1 but not in \mathcal{C} must be $x \rightarrow y \leftarrow v$, where v is parent of y , and x and v are not adjacent in \mathcal{C}_1 . Clearly, after we delete $x \rightarrow y$ from \mathcal{C}_1 , these v-structures will not exist in \mathcal{P}' . This implies that all v-structures of \mathcal{P}' are in \mathcal{C} . So, \mathcal{P}' and \mathcal{C} have the same v-structures.

For any $v \rightarrow y$ in \mathcal{C}_1 , if $v \rightarrow y$ is in \mathcal{C} , v must be parent of x . If x and v are not adjacent, inserting $x \rightarrow y$ to \mathcal{C} will result in $y \rightarrow v$ in \mathcal{C}_1 . Moreover, $x \rightarrow v \rightarrow y$ does not exist in \mathcal{C} since InsertD $x \rightarrow y$ is a valid operator, and $x \rightarrow v \rightarrow y$ does not occur in \mathcal{C} . Thus, for any v that is a parent of y but not a parent of x , the directed edge $v \rightarrow y$ also occurs in the resulting completed PDAG \mathcal{C} . That is, the condition id_2 in Definition 9 holds. □

Proof of Lemma 9

To prove this lemma, we first introduce Lemma 16 and Lemma 17. Let $L = (u_1, u_2, \dots, u_k)$ be a partially directed path from u_1 to u_k in a graph. A path $L_2 = (u^1, \dots, u^k)$ is a sub-path of L_1 if all vertices in L_1 are in L and have the same order as in L . We say that a partially directed path is shortest if it has no smaller sub-path.

Lemma 16. *Let \mathcal{C} be a completed PDAG, and let L_1 be a partially directed path from y to x in \mathcal{C} . Then there exists a shortest sub-path of L_1 , denoted as $L_2 = y - u_1 - \dots - u_k \rightarrow \dots \rightarrow x$, in which there exists a k such that all edges occurring before u_k in the path are undirected, and all edges occurring after u_k are directed.*

Proof. We just need to show that a directed edge must be followed by a directed edge in the shortest sub-path. If not, $u_i \rightarrow u_{i+1} - u_{i+2}$ occurs in L_2 . Because \mathcal{C} is a completed PDAG, u_i and u_{i+2} must be adjacent; otherwise $u_{i+1} \rightarrow u_{i+2}$ occurs in \mathcal{C} . If $u_i \rightarrow u_{i+2}$ occurs in \mathcal{C} , L_2 is not a shortest path. If $u_i \leftarrow u_{i+2}$ occurs in \mathcal{C} , $u_{i+1} \leftarrow u_{i+2}$ must be in \mathcal{C} . □

Lemma 17. *If the graph \mathcal{P}_1 obtained by deleting $a \rightarrow b$ from a completed PDAG \mathcal{C} can be extended to a new completed PDAG, \mathcal{C}_1 , then we have that for any directed edge $x \rightarrow y$ in \mathcal{C} , if y is not b or a descendent of b , then $x \rightarrow y$ occurs in \mathcal{C}_1 .*

Proof. Because $x \rightarrow y$ occurs in \mathcal{C} , so it is strongly protected in \mathcal{C} . If $x \rightarrow y$ does not occur in \mathcal{C}_1 , it is not strongly protected in \mathcal{C}_1 from Lemma 2. From the definition of strongly protected, we know that the four cases in Figure 2 in which $v \rightarrow u$ is strongly protected do not involve any descendant of u . Thus, if $x \rightarrow y$ is not compelled in \mathcal{C}_1 , there must exist a directed edge $w \rightarrow z$ between two non-descendants of y such that the edges between non-descendants of z are strongly protected and $w - z$ is no longer strongly protected in \mathcal{P}_1 . Because \mathcal{P}_1 is obtained by deleting $a \rightarrow b$, z is non-descendant of b , we have that $w \rightarrow z$ is strongly protected in \mathcal{P}_1 , yielding a contraction. \square

We now give a proof of Lemma 9

Proof. Since $\mathcal{C} \in \mathcal{S}_p^n$, we have $n_{\mathcal{C}_1} < n$. That is, the condition id_1 in Definition 9 holds for InsertD $x \rightarrow y$ of \mathcal{C}_1 .

For any undirected edge $w - y$ in \mathcal{C} , x must be parent of w , otherwise the edge between y and w is directed. Then deleting $x \rightarrow y$ from \mathcal{C} will result in $w \rightarrow y$ in \mathcal{C}_1 . Thus, we have that all N_y in \mathcal{C} become parents of y in \mathcal{C}_1 . From the condition dd_2 , the parents of y but not x in \mathcal{C} are also parents of y in \mathcal{C}_1 . If there is a partially directed path from y to x in \mathcal{C}_1 , then the vertex adjacent to y in this path must be a child of y or a vertex that is parent of y and x in \mathcal{C} . We will show that if the vertex is not a parent of y and x in \mathcal{C} , there exists a contradiction.

If there is a partially directed path from y to x in \mathcal{C}_1 , we can find a shortest partially directed path like $y - u_1 - \dots - u_k \rightarrow \dots \rightarrow x$ from Lemma 16, denoted as L_1 . Any directed edge, say $u_i \rightarrow u_{i+1}$, in L_1 does not become $u_i \leftarrow u_{i+1}$ in \mathcal{C} . If L_1 does not include undirected edges in \mathcal{C}_1 , we have that the vertices of L_1 form a partially directed cycle in \mathcal{C} . We just need to show that the vertices of the undirected path L_1 also form a partially directed path in \mathcal{C} .

Suppose $y \rightarrow u_1$ occurs in \mathcal{C} . If $u_1 - u_2$ is undirected in \mathcal{C} , then $y \rightarrow u_2$ must occur in \mathcal{C} , consequently, L_1 will not be shortest in \mathcal{C}_1 . If $u_2 \rightarrow u_1$ occurs in \mathcal{C} , there exists a v-structure $u_2 \rightarrow u_1 \leftarrow y$ in \mathcal{C}_1 otherwise u_2 and y are adjacent, and L_1 is not the shortest path in \mathcal{C}_1 . Thus, $u_1 \rightarrow u_2$ must occur in \mathcal{C} . In this manner, we get that all edges in $y - u_1 - \dots - u_k \rightarrow \dots \rightarrow x$ are directed in \mathcal{C} and are directed from $u_i \rightarrow u_{i+1}$. This implies that there exists a partially directed cycle in \mathcal{C} . So, u_1 must be a parent of y and x in \mathcal{C} . We have $u_1 \in \Omega_{xy}$ and every partially directed path of \mathcal{C}_1 from y to x contains at least one vertex in Ω_{xy} .

Since all vertices in Ω_{xy} in \mathcal{C}_1 are parents of x and y in \mathcal{C} , if there are two vertices, say $w_1, w_2 \in \Omega_{xy}$, that are not adjacent, the subgraph $w_1 \rightarrow y \leftarrow w_2$ could be a v-structure in \mathcal{C}_1 . So, all vertices in Ω_{xy} in \mathcal{C}_1 are adjacent and Ω_{xy} is a clique.

We have that the parents of y in \mathcal{C}_1 $((\Pi_y)_{\mathcal{C}_1})$ is in the union of the parents and neighbors of y in \mathcal{C} $((\Pi_y \cup N_y)_{\mathcal{C}_1})$. If there is at least one neighbor u of y in \mathcal{C} , u must be child of x in \mathcal{C} and parent of y in \mathcal{C}_1 , so parents of x and y are not the same. If there is no neighbor of y in \mathcal{C} , the parents of y in \mathcal{C}_1 is the same as in \mathcal{C} except those vertices that are parents of x that is $(\Pi_y - \Pi_x)_{\mathcal{C}_1} = (\Pi_y - \Pi_x)_{\mathcal{C}}$. At the same time, from Lemma 17, the parents of x in \mathcal{C}_1 are also the parents of x in \mathcal{C} . Thus, the parents of x and y are not the same in \mathcal{C}_1 . From Lemma 3, we have that InsertD $x \rightarrow y$ is valid for \mathcal{C}_1 and the condition id_2 holds.

Denote the modified PDAG of operator InsertD $x \rightarrow y$ of \mathcal{C}_1 as \mathcal{P}' . We need to show that the corresponding completed PDAG of \mathcal{P}' is \mathcal{C} . Equivalently, we just need to show that \mathcal{P}' and \mathcal{C} have the same skeleton and v-structures. Clearly, \mathcal{P}' and \mathcal{C} have the same skeleton.

A v-structures that is in \mathcal{C} but not in \mathcal{C}_1 must have the form $x \rightarrow y \leftarrow u$, where u is parent of y but not adjacent to x . From condition **dd**₂ in Definition 9, $u \rightarrow y$ also occurs in \mathcal{C}_1 , so, such a v-structure must also exist in \mathcal{P}' . This implies that all v-structures of \mathcal{C} are also in \mathcal{P}' . Moreover, the v-structures in \mathcal{C}_1 but not in \mathcal{C} must have the form $x \rightarrow v \leftarrow y$, where v is a common child of y and x in \mathcal{C}_1 . Clearly, after we insert $x \rightarrow y$ to \mathcal{C}_1 , this is no longer a v-structure in \mathcal{P}' implying that all v-structures of \mathcal{P}' are in \mathcal{C} . Thus, \mathcal{P}' and \mathcal{C} have the same v-structures.

Let the modified graph of DeleteD $x \rightarrow y$ from \mathcal{C} be \mathcal{P} ; we know that \mathcal{P} and \mathcal{C}_1 have the same v-structures. Thus, for any u that is a common child of x and y in \mathcal{C}_1 , $x \rightarrow u \leftarrow y$ is a v-structure in \mathcal{P} . This implies that $y \rightarrow u$ occurs in \mathcal{C} and the condition **id**₃ hold. \square

Proof of Lemma 10

Proof. Since x, z and y are in the same chain component of \mathcal{C} , they have the same parent set in \mathcal{C} . The modified graph of o' has the same skeleton and v-structures as \mathcal{C}_1 because all compelled edges in \mathcal{C} remain compelled in \mathcal{C}_1 . We just need to prove that the operator o' is valid, equivalently, to prove that the conditions **rm**₁, **rm**₂ and **rm**₃ hold for \mathcal{C}_1 .

We now show that the condition **rm**₁, x and y have the same parents in \mathcal{C}_1 holds. Because x and y have the same parents in \mathcal{C} and all directed edges in \mathcal{C} occur in \mathcal{C}_1 , we just need to consider the neighbors of x or y . Let $w - y$ be any undirected edge in \mathcal{C} , we consider the edges between w and x or z .

1. If both $w - z$ and $x - w$ occur in \mathcal{C} , $w - y$ and $w - x$ must be undirected in \mathcal{C}_1 .
2. If $w - z$ occurs but $x - w$ does not occur in \mathcal{C} , $z \rightarrow w$ and $y \rightarrow w$ must be in \mathcal{C}_1 .
3. If $x - w$ occurs but $w - z$ does not occur in \mathcal{C} , there is an undirected cycle of length 4 without a chord in \mathcal{C} . Thus, this case will not occur.
4. If neither $w - z$ nor $x - w$ occur in \mathcal{C} , and there is no undirected path other than $w - y - z$ from w to z in \mathcal{C} , then $w - y$ occurs in \mathcal{C}_1 . If there exists another undirected path from w to z , there must exist an undirected path of length 2 like $w - u' - z$ in \mathcal{C} , and y is adjacent to u' . In this case, $y - w$ occurs in \mathcal{C}_1 when $x - u'$ occurs and $y \rightarrow w$ occurs when x and u' are not adjacent.

Thus, there are no neighbors of y in \mathcal{C} that become parents of y in \mathcal{C}_1 ; i.e., y has the same parents in both \mathcal{C}_1 and \mathcal{C} . Similarly, x has the same parents in both \mathcal{C}_1 and \mathcal{C} . we get x and y have the same parents in \mathcal{C}_1 , and the condition **rm**₁ holds.

All parents of x must also be parents of z in \mathcal{C}_1 since they are in the same chain component. For any $w \in N_{xy}$, $w - z$ also occurs in \mathcal{C} ; otherwise $x - z - y - w - x$ would form cycle of length 4 without a chord. We have $w \rightarrow z$ must be in \mathcal{C}_1 , otherwise a new v-structure will occur in \mathcal{C}_1 . Thus, we have $\Pi(x) \cup N_{xy} \subset \Pi(z)$ in \mathcal{C}_1 .

For any $w \in \Pi(z)$ in \mathcal{C}_1 , if $w \in \Pi(z)$ in \mathcal{C} , it must also be parent of x, y and z in \mathcal{C}_1 , so $w \in \Pi(x)$ in \mathcal{C}_1 . If $w - z$ is an undirected edge in \mathcal{C} , there exist undirected edges $w - x$ and $w - y$ in \mathcal{C} such that $w \rightarrow z$ is in \mathcal{C}_1 . Thus, $w \in N_{xy}$ in \mathcal{C}_1 . We have that $w \in \Pi(x) \cup N_{xy}$ and $\Pi(z) \subset \Pi(x) \cup N_{xy}$ in \mathcal{C}_1 . Thus, $\Pi(z) = \Pi(x) \cup N_{xy}$ in \mathcal{C}_1 and the condition **rm**₂ holds.

Any undirected path between x and y in \mathcal{C}_1 will also be an undirected path in \mathcal{C} , so, these paths contain at least one vertex in N_{xy} in \mathcal{C} . From the proof above, any vertex in N_{xy} in \mathcal{C} is also a vertex of N_{xy} in \mathcal{C}_1 . Thus, any undirected path between x and y contains a vertex in N_{xy} in \mathcal{C}_1 and the condition **rm**₃ holds. \square

Proof of Lemma 11

Proof. From Lemma 5 and the condition \mathbf{rm}_3 , there exists a consistent extension of \mathcal{C} , denoted by \mathcal{D} , such that all neighbors of x in \mathcal{C} are children of x in \mathcal{D} , and all neighbors of y in \mathcal{C} are parents of x in \mathcal{D} . Changing $y \rightarrow z$ to $z \rightarrow y$ in \mathcal{D} , we obtain a new graph \mathcal{D}' . From the proof of Lemma 4, we can get that (1) \mathcal{D}' is a DAG, (2) \mathcal{D}' is a consistent extension of \mathcal{C}_1 . Thus, \mathcal{D} is a consistent extension of the PDAG that results from making the v-structure $x \rightarrow z \leftarrow y$ in \mathcal{C}_1 . Thus, we can get \mathcal{C} by applying MakeV $x \rightarrow z \leftarrow y$ to \mathcal{C}_1 . This implies that MakeV $x \rightarrow z \leftarrow y$ is a valid operator of \mathcal{O}_1 and satisfies the condition \mathbf{mv}_1 . \square

Proof of Theorem 6.

In order to prove this theorem, we first prove some results shown in Lemma 18, Lemma 19 and Lemma 20.

Lemma 18. *For any completed PDAG \mathcal{C} containing at least one undirected edge, there exists an undirected edge $x - y$ for which N_{xy} is a clique.*

Lemma 19. *For any completed PDAG \mathcal{C} , if $x \rightarrow y$ occurs in \mathcal{C} , then $\Pi_x \neq \Pi_y \setminus x$.*

A proof of Lemma 18 and Lemma 19 can be found in Chickering [6].

Lemma 20. *For any completed PDAG \mathcal{C} containing no undirected edges and at least one directed edge, there exists at least one vertex x for which any parent of x has no parent.*

Proof. The following procedure will find the vertex whose parent has no parent. Let $a \rightarrow b$ be a directed edge in \mathcal{C} , set $y = a$ and $x = b$.

1. If Π_y is not empty, choose any vertex u in Π_y , set $x = y$ and $y = u$. Repeat this step until we find a directed edge $y \rightarrow x$ for which Π_y is empty.
2. Since Π_y is empty, from Lemma 19, there exists at least one vertex other than x in Π_x . If there is a vertex $u \in \Pi_x$ and $u \neq y$ such that Π_u is not empty, choose a vertex in Π_u , denoted as v and set $y = v$ and $x = u$, and go to step 1.

Since \mathcal{C} is an acyclic graph with finite vertices, above procedure must end at the step in which the parents of x have no parents. \square

We now show a proof of Theorem 6.

Proof. We need to show that for any two completed PDAGs $\mathcal{C}_1, \mathcal{C}_2 \in \mathcal{S}$, there exists a sequence of operators in \mathcal{O} such that \mathcal{C}_2 can be obtained by applying a sequence of operators to PDAGs, starting from \mathcal{C}_1 . Because \mathcal{O} is reversible, any operator in \mathcal{O} has a reversible operator, so we just need to show that any completed PDAG can be transferred to empty graph without edges. The procedure includes three basic steps.

1. Deleting all undirected edges.

From Lemma 18, for any completed PDAG containing at least one undirected edge, we can find an operator with type of DeleteU that satisfies the condition \mathbf{du}_1 in Definition 9. We can delete an undirected edge with this operator and get a new completed PDAG whose skeleton is a subgraph of the skeleton of the initial completed PDAG. Repeating this procedure, we can get a completed PDAG, denoted as \mathcal{C}_i , which contains no undirected edges.

2. Deleting some directed edges.

From Lemma 20, we can find a vertex, denoted as x , whose parents have no parents in the completed PDAG \mathcal{C}_i . If Π_x contains more than two vertices, we can choose a vertex $u \in \Pi_x$. Because (1) N_x is empty in \mathcal{C}_i and (2) any other directed edge $v \rightarrow x$ forms a v-structure in \mathcal{C}_i , we have that $v \rightarrow x$ is also compelled in the completed PDAG obtained by deleting directed edge $u \rightarrow x$ from \mathcal{C}_i . We can delete $v \rightarrow x$ from \mathcal{C}_i and get a new completed PDAG whose skeleton is a subgraph of the skeleton of the initial one. Thus, the new completed PDAG is in \mathcal{S} . Repeat this procedure for all other directed edges $v' \rightarrow x$ in which $v' \in \Pi_x$ until there are only two vertices in Π_x in the new completed PDAG, denoted as \mathcal{C}_j .

3. Remove a v-structure.

The conditions rm_1 , rm_2 and rm_3 hold for the v-structure $y \rightarrow x \leftarrow u$ in \mathcal{C}_j , so, we can remove $y \rightarrow x \leftarrow u$ from \mathcal{C}_j and get a new completed PDAG whose skeleton is a subgraph of the skeleton of the initial graph. Denote the resulting completed PDAG as \mathcal{C}_k , it may still contain some undirected edges.

By repeatedly applying the above the steps in sequence, we can finally obtain a graph without any edges. □

Appendix B.2: Proofs of Theorem 2

There are three statements in Theorem 2; we prove them one by one below.

Proof of (i) of Theorem 2

(If)

Figure 1 shows the four cases that ensure that an edge is strongly protected. We first show that for any edge $x \rightarrow u$ (or $y \rightarrow u$), where u is a common child of x and y , if $x \rightarrow u$ is strongly protected in \mathcal{P}_{t+1} by configuration (a), (b), or (d) in Figure 1 (replace $v \rightarrow u$ by $x \rightarrow u$), it is also directed in e_{t+1} .

Case (1), (2) and (3) in Figure 12 show the sub-structures of \mathcal{P}_{t+1} in which $x \rightarrow u$ is protected by case (a), (b) and (d) in Figure 1 respectively, where \mathcal{P}_{t+1} is the modified graph obtained by inserting $x - y$ into e_t .

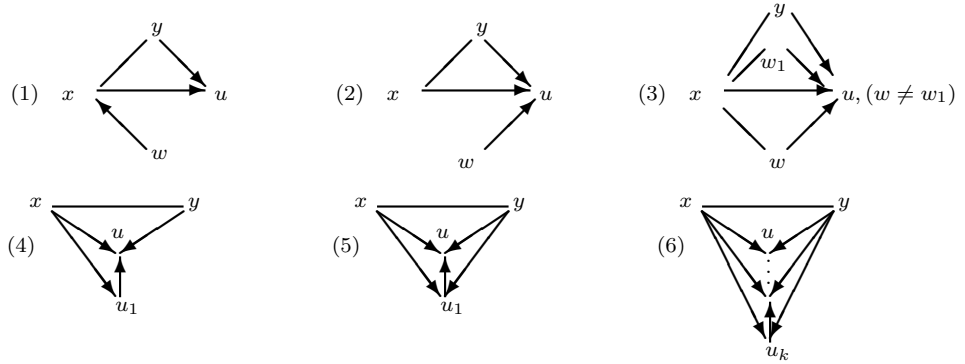


FIG 12. strongly protected in \mathcal{P}_{t+1}

If $x \rightarrow u$ is protected in \mathcal{P}_{t+1} like case (1) in Figure 12, $w \rightarrow x \rightarrow u$ occurs and w and u are not adjacent in \mathcal{P}_{t+1} . If $w \rightarrow x$ is undirected in e_{t+1} , from Lemma 14, there exists a path from y to x . Any parent of x that is in this path must not be a parent of y ; otherwise, there exists a directed cycle from y to y in e_t . Hence we have that the parent sets of y and x are not equal. This is a contradiction of the condition $\Pi_x = \Pi_y$ in Lemma 3. We have that $w \rightarrow x$ and $x \rightarrow u$ occur in e_{t+1} .

If $x \rightarrow u$ is protected in \mathcal{P}_{t+1} by v-structure $x \rightarrow u \leftarrow w$, like case (2) in Figure 12, clearly, the v-structure also occurs in e_{t+1} , so $x \rightarrow u$ occurs in e_{t+1} .

If $x \rightarrow u$ is protected in \mathcal{P}_1 like case (3) in Figure 12, we have that the v-structure $w \rightarrow u \leftarrow w_1$ also occurs in e_{t+1} . If either $x - u$ or $u \rightarrow x$ is in e_{t+1} , we have that $w_1 \rightarrow x$ and $w \rightarrow x$ are both in e_{t+1} and the v-structure $w_1 \rightarrow x \leftarrow w$ occurs. Hence we have that $x \rightarrow u$ occur in e_{t+1} .

Now we show that if $x \rightarrow u$ is protected in \mathcal{P}_{t+1} like (c) in Figure 1, it is also protected in e_{t+1} . For any u_1 in $x \rightarrow u_1 \rightarrow u$, there are only two cases: u_1 and y are adjacent or nonadjacent.

When u_1 and y are not adjacent, like (4) in Figure 12, there is a v-structure $u_1 \rightarrow u \leftarrow y$ in \mathcal{P}_{t+1} . Then $u_1 \rightarrow u$ occurs in e_{t+1} . If $x - u$ occurs in e_{t+1} , by Lemma 12, the edge between x and u_1 must be directed and oriented as $u_1 \rightarrow x$ in e_{t+1} . This is impossible, because there exists some extension of \mathcal{P}_{t+1} that has an edge oriented as $x \rightarrow u_1$. Thus, $x \rightarrow u$ occurs in e_{t+1} .

When u_1 and y are adjacent, we have that $u_1 \rightarrow y$ and $u_1 - y$ do not occur in \mathcal{P}_{t+1} since $P_x = P_y$ must hold in e_t for the validity of the operator InsertU $x - y$. Hence we have that $y \rightarrow u_1$ occurs in \mathcal{P}_{t+1} and $x \rightarrow u$ is strongly protected like case (5) in Figure 12. We consider two cases: $x \rightarrow u_1$ occurs or does not occur in e_{t+1} .

Assume $x \rightarrow u_1$ occurs in e_{t+1} . If $u_1 \rightarrow u$ occurs in e_{t+1} , clearly, $x \rightarrow u$ must occur in e_{t+1} because there is a partially directed path $x \rightarrow u_1 \rightarrow u$ in e_{t+1} . If $u_1 \rightarrow u$ is undirected in e_{t+1} , from Lemma 12, $x \rightarrow u$ must occur in e_{t+1} .

In case (5), we have that u_1 is also a common child of x and y , so, $x \rightarrow u_1$ will also be strongly protected in \mathcal{P}_{t+1} from the condition \mathbf{iu}_3 . Now, consider $x \rightarrow u_1$; if it is protected in \mathcal{P}_{t+1} like any of case (1), (2), (3), or (4), then, by our proof, $x \rightarrow u_1$ occurs in e_{t+1} . Thus, $x \rightarrow u$ must occur in e_{t+1} . If $x \rightarrow u_1$ is protected in \mathcal{P}_{t+1} like case (5), we can find another vertex u_2 that is a common child of x and y like case (6). From the proof above, we know if $x \rightarrow u_2$ occurs in e_{t+1} , $x \rightarrow u_1$ and $x \rightarrow u$ also occur in e_{t+1} . Since the graph has finite vertices, we can find a common child of x and y , say u_k , such that $x \rightarrow u_k$ is protected in \mathcal{P}_{t+1} like one of cases (1), (2), (3) or (4). Thus, $x \rightarrow u_k$ occurs in e_{t+1} , implying that $x \rightarrow u_{k-1}$ occurs in \mathcal{P}_{t+1} , so, finally, $x \rightarrow u$ occurs in \mathcal{P}_{t+1} .

(Only if) From Lemma 15, we have that the modified graph \mathcal{P}_{t+1} is also the resulting completed PDAG e_{t+1} . Hence, all directed edges in e_{t+1} are strongly protected in \mathcal{P}_{t+1} , so the Algorithm 1.1.1 will return True.

□

Proof of (ii) of Theorem 2

To prove (ii) of Theorem 2, we need following lemma.

Lemma 21. *Let e_t be a completed PDAG, \mathcal{P}_{t+1} be the PDAG obtained in Algorithm 1.1.2 with input of a valid operator InsertD $x \rightarrow y$, and e_{t+1} be the resulting completed PDAG extended from \mathcal{P}_{t+1} . We have:*

1. If u is not a common child of x and y , then all directed edges $y \rightarrow u$ in \mathcal{P}_{t+1} are also in e_{t+1} .
2. All directed edges $v \rightarrow y$ in \mathcal{P}_{t+1} are also in e_{t+1} ;

Proof. (1)

If u is not a common child of x and y , and $y \rightarrow u$ occurs in \mathcal{P}_{t+1} , we have that there is a structure like $x \rightarrow y \rightarrow u$ in \mathcal{P}_{t+1} . Because $x \rightarrow y$ occurs in e_{t+1} , $y \rightarrow u$ must be in e_{t+1} too.

(2)

From Algorithm 1.1.2, all directed edges $v \rightarrow y$ are strongly protected in \mathcal{P}_{t+1} . When v is not adjacent to x in e_{t+1} , $v \rightarrow y \leftarrow x$ is a v-structure, so $v \rightarrow y$ occurs in e_{t+1} . When v is adjacent to x , we show below that if $v \rightarrow y$ is strongly protected like one of four cases in Figure 13, it is also strongly protected in e_{t+1} .

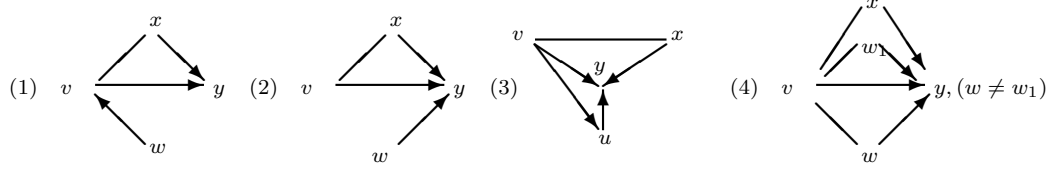


FIG 13. strongly protected in \mathcal{P}_{t+1} .

In case (1) of Figure 13, because there is no path from y to v , we have that $w \rightarrow v$ occurs in e_{t+1} from Lemma 14. Hence we have that $v \rightarrow y$ occurs in e_{t+1} .

In case (2), there is a v-structure $w \rightarrow y \leftarrow v$ in \mathcal{P}_{t+1} . So, $v \rightarrow y$ occurs in e_{t+1} .

In case (3), because there is no path from y to u , we have that $v \rightarrow u$ occurs in e_{t+1} according to Lemma 14. If $u \rightarrow y$ occurs in e_{t+1} , $v \rightarrow y$ occurs in e_{t+1} . If $u \rightarrow y$ become $u - y$ in e_{t+1} , $v \rightarrow y$ must also be in e_{t+1} from Lemma 12.

From the proof of (i) of Theorem 2, we also have that $v \rightarrow y$ must be in e_{t+1} when case (4) occurs in \mathcal{P}_{t+1} .

Notice that the above proof also holds when we replace $x - v$ by a directed edge or add an edge between x and w (or u). Hence we have that $v \rightarrow y$ in \mathcal{P}_{t+1} also occurs in e_{t+1} . \square

We now give a proof for (ii) of Theorem 2.

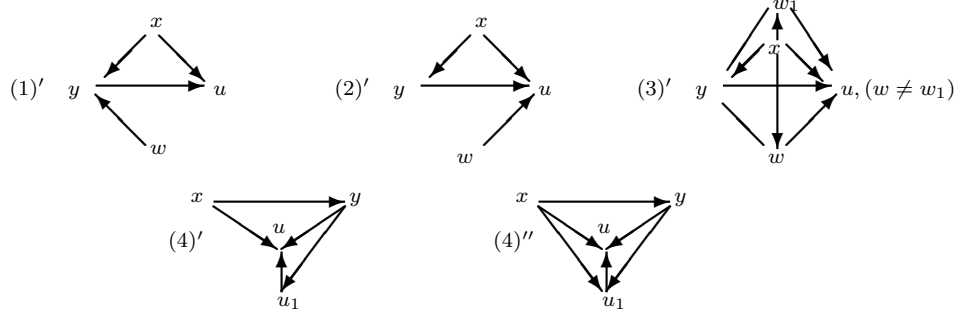
(If)

We need to consider four cases in Figure 1 in which $y \rightarrow u$ is strongly protected in \mathcal{P}_{t+1} . Similar to the proof of (i) of Theorem 2, we first prove that the theorem holds in the first three cases in Figure 1, which correspond to the cases (1)', (2)' and (3)' shown in Figure 14. Notice that the following proof holds for any configuration of the edge between x and w .

Consider the case (1)' in Figure 14. From Lemma 21, $w \rightarrow y$ occurs in e_{t+1} . We have that $x \rightarrow u$ must occur in e_{t+1} .

Because there is a v-structure $w \rightarrow u \leftarrow y$ in case (2)', we have that $w \rightarrow u \leftarrow y$ also occurs in e_{t+1} .

After implementing Algorithm 1.1.2, if case (3)' occurs in \mathcal{P}_{t+1} , we have that $y - w$ is not strongly protected in \mathcal{P}_{t+1} and the edge between y and w have opposite directions in different consistent extensions of \mathcal{P}_{t+1} . Hence $y - w$ occurs in e_{t+1} . Similarly, $y - w_1$ also

FIG 14. Five cases in which $x \rightarrow u$ or $y \rightarrow u$ is strongly protected.

occurs in e_{t+1} . Moreover, the v-structure $w \rightarrow u \leftarrow w_1$ occurs in e_{t+1} . We have that $y \rightarrow u$ is strongly protected and occurs in e_{t+1} .

We now just need to show that a directed edge $y \rightarrow u$ that is strongly protected in \mathcal{P}_{t+1} like case (4)' (x and u_1 are nonadjacent) or (4)'' (x and u_1 are adjacent) in Figure 14 is also directed in e_{t+1} .

In case (4)', from delete Lemma 21, $y \rightarrow u_1$ occurs in e_{t+1} . Moreover, $x \rightarrow u \leftarrow u_1$ is a v-structure, so $u_1 \rightarrow u$ also occurs in \mathcal{C}_1 . So we have $y \rightarrow u$ must occur in e_{t+1} .

In case (4)'', we have that u_1 is also a common child of x and y ; hence, $y \rightarrow u_1$ will also be strongly protected in \mathcal{P}_{t+1} from the condition of this Theorem. Consider $y \rightarrow u_1$; if it is protected in \mathcal{P}_{t+1} like at least one case other than (4)'', from our proof, $y \rightarrow u_1$ is also compelled in e_{t+1} , so $y \rightarrow u$ must be compelled in e_{t+1} . If $y \rightarrow u_1$ is protected in \mathcal{P}_{t+1} like case (4)'', we can find another vertex u_2 that is a common child of y and x ; from the proof above, we know if $y \rightarrow u_2$ is directed in e_{t+1} , $y \rightarrow u_1$ and $y \rightarrow u$ are directed too. Since the graph has finite vertices, we can find a common child of x and y , say u_k , such that u_k is protected in \mathcal{P}_{t+1} like at least one case other than (4)''. It is compelled in e_{t+1} , so we can get $y \rightarrow u_{k-1}$ is compelled in \mathcal{P}_{t+1} , so, finally, $y \rightarrow u$ is also compelled in \mathcal{P}_{t+1} . We have that $y \rightarrow u$ must occur in e_{t+1} and \mathbf{id}_3 holds.

(Only if) Let u be a common child of x and y in e_t . If condition \mathbf{id}_3 holds for a valid operator InsertD $x \rightarrow y$, we have that $y \rightarrow u$ in e_t occurs in e_{t+1} and is strongly protected in e_{t+1} . We need to show that $y \rightarrow u$ must be strongly protected in \mathcal{P}_{t+1} , obtained in Algorithm 1.1.2. From the proof of this statement above, we know we just need to consider the five configurations in which $y \rightarrow u$ is strongly protected in e_{t+1} in Figure 14.

We know that v-structures in e_{t+1} occur in \mathcal{P}_{t+1} therefore, the v-structure in the cases (2)', (3)' and (4)' in e_{t+1} must occur in \mathcal{P}_{t+1} too.

For case (2)', $y \rightarrow u$ is also strongly protected in \mathcal{P}_{t+1} , since the v-structure $y \rightarrow u \leftarrow w$ occurs in \mathcal{P}_{t+1} .

For case (3)', we have that (1) the v-structure $w_1 \rightarrow u \leftarrow w$ occurs in \mathcal{P}_{t+1} ; (2) e_{t+1} and \mathcal{P}_{t+1} have the same set of v-structures. Hence the v-structure $w_1 \rightarrow y \leftarrow w$ does not occur in \mathcal{P}_{t+1} . We have that $y \rightarrow u$ is also strongly protected in \mathcal{P}_{t+1} for any configuration of edges between w_1 , y and w .

For case (4)', from Algorithm 1.1.2, $y \rightarrow u_1$ occurs in \mathcal{P}_{t+1} . Hence $y \rightarrow u$ is strongly protected in \mathcal{P}_{t+1} .

Because the valid operator "Insert $x \rightarrow y$ " satisfies condition \mathbf{id}_3 , from Lemma 8, we have that the operator "Delete $x \rightarrow y$ ", when applied to e_{t+1} , results in e_t . From the condition \mathbf{dd}_2 , any directed edge $v \rightarrow y$ in e_{t+1} also occurs in e_t . For case (1)', we have that $v \rightarrow y \rightarrow u$ is strongly protected in \mathcal{P}_{t+1} .

Consider the case (4)'', we have that v-structures $x \rightarrow u \rightarrow y$ and $x \rightarrow u_1 \rightarrow y$ occur in e_t since e_t is the resulting completed PDAG of the operator "Delete $x \rightarrow y$ " from e_{t+1} . According to Algorithm 1.1.2, $x \rightarrow y$, $x \rightarrow u \rightarrow y$ and $x \rightarrow u_1 \rightarrow y$ occur in \mathcal{P}_{t+1} . We have that $u \rightarrow u_1$ does not occur in e_t , otherwise $u \rightarrow u_1$ occurs in at least one consistent extension of \mathcal{P}_{t+1} and consequently $u_1 \rightarrow u$ does not occur in e_{t+1} . To prove that $y \rightarrow u$ is strongly protected in e_{t+1} , we need to show that $u_1 \rightarrow u$ occurs in e_t . Equivalently, we show $u_1 - u$ does not occur in e_t . If $u_1 - u$ occurs in a chain component denoted by τ in e_t , we have that neither x nor y are in τ . The undirected edges adjacent to x or y are in chain components different to τ . Hence \mathbf{id}_3 holds for the operator "Insert $x \rightarrow y$ ", and all parents of τ occur in e_{t+1} too. We have that $u_1 - u$ occurs in e_{t+1} too. It's a contradiction that $u_1 \rightarrow u$ occurs in e_{t+1} . \square

Proof of (iii) of Theorem 2

(If)

Since Algorithm 1.1.3 returns True, all directed edges like $v \rightarrow y$ are strongly protected in \mathcal{P}_{t+1} . Consider the four configurations in which $v \rightarrow y$ is strongly protected in \mathcal{P}_{t+1} in Figure 15. Notice that \mathcal{P}_{t+1} is obtained by deleting $x \rightarrow y$ from completed PDAG \mathcal{C} , by Lemma 17, all directed edges with no vertices being descendants of y (excluding y) in \mathcal{P}_{t+1} will occur in e_t .

Hence, we have the edges $w \rightarrow v$ in case (1), and $v \rightarrow w$ in case (3) will remain in e_{t+1} . We have $v \rightarrow y$ in case (1) and case (3) must occur in e_{t+1} . Because v-structures in case (2) and case (4) will also remain in e_{t+1} , $v \rightarrow y$ in case (2) and case (4) must occur in e_{t+1} too.

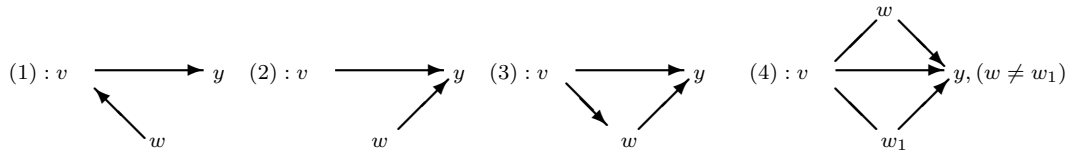


FIG 15. Four configurations of $v \rightarrow y$ being strongly protected.

(Only if) If condition \mathbf{dd}_2 holds for a valid operator DeleteD $x \rightarrow y$, all edges like $v \rightarrow y$ ($v \neq x$) in e_t will occur in e_{t+1} . $v \rightarrow y$ must be strongly protected in e_{t+1} . Consider the four configurations in which $v \rightarrow y$ is strongly protected in e_{t+1} as Figure 15. We know that v-structures in e_{t+1} must occur in e_t ; consequently, all directed edges in e_{t+1} must occur in e_t ; they also occur in \mathcal{P}_{t+1} . From Lemma 17, $w - v - w_1$ in case (4) in Figure 15 must be in \mathcal{P}_{t+1} , so an edge $v \rightarrow y$ that is strongly protected in e_{t+1} is also strongly protected in \mathcal{P}_{t+1} . \square