

Heavier Higgs Particles: Indications from Minimal Supersymmetry

L Maiani*, AD Polosa* and V Riquer†

* *Dipartimento di Fisica, Sapienza Università di Roma, Piazzale A Moro 5, Roma, I-00185, Italy*

† *Fondazione TERA, Via G Puccini 11, I-28100 Novara, Italy*

We use the most recent data on the Higgs-like resonance h observed at 125 GeV to derive information about the mass of the heavier Higgs particles predicted by Minimal Supersymmetry. We treat as independent parameters the couplings of h to top quark, beauty and massive vector bosons and, in this three dimensional space, we locate the point realizing the best fit to data and compare it to the position of the Standard Model point and to the region of coupling values accommodating heavier Higgs particles in Minimal Supersymmetry. We conclude that mass values $320 \lesssim M_H \lesssim 360$ GeV are compatible at 2σ with the best fit of couplings to present data, larger values being compatible at the 1σ level. Values of $1 \lesssim \tan\beta \lesssim 6$ are compatible with data.

PACS: 12.60.Jv, 14.80.Cp, 14.80.Ec

In a recent paper [1], we confronted Minimal Supersymmetry for the Higgs sector with the particle discovered by ATLAS and CMS at 125 GeV. At that time, only the value of the mass was available, which, as noted also by other authors [2, 3], is remarkably consistent with Minimal Supersymmetric Standard Model (MSSM), albeit with a value of the scalar top mass around 4 TeV. The presence of a tenuous bump at about 320 GeV in the CMS data for the ZZ channel could have been taken as a hint of the heavier, MSSM, 0^+ Higgs particle, H . With the higher statistics now available there is no trace left of such a structure.

In this note, we confront MSSM with the most recent data on the decays of the resonance $h(125)$ provided by ATLAS [4], CMS [5] and Tevatron [6], with the aim to obtain limits on the mass of H and of its closeby partners A and H^\pm and on the $\tan\beta$ parameter. We find that, to one standard deviation, MSSM is consistent with present observation for $M_H \gtrsim 360$ GeV, and for $\tan\beta \gtrsim 1$.

We study the problem in the (c_t, c_b, c_W) space of couplings of the h resonance to the top and beauty quarks and to the vector bosons, c_i representing the ratios of the MSSM to the Standard Model (SM) couplings. We set $c_Z = c_W$ and use the same coupling c_t for all up fermions, *e.g.* charm, and c_b for all down fermions, *e.g.* τ .

As a first step we identify the points in this space which minimize the χ^2 function. Setting conventionally $c_W \gtrsim 0$, we obtain the two solutions shown in Fig 1, corresponding to $c_t < 0$ and $c_t > 0$. The two solutions have the same value of χ^2 , with $\chi^2/\text{d.o.f} = 0.6$.

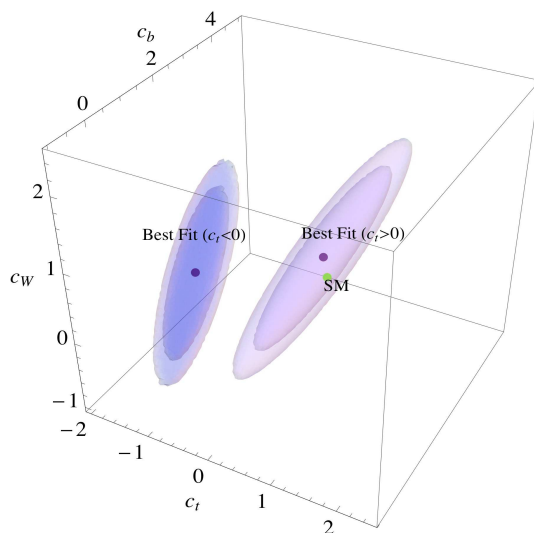


FIG. 1: 1σ (inner) and 2σ (outer) regions in the space (c_t, c_b, c_W) around the best fit points obtained by minimizing the χ^2 function. The fit includes ATLAS, CMS and Tevatron data, see text. Solutions are at $(\bar{c}_t, \bar{c}_b, \bar{c}_W)^+ = (0.886, 1.14, 1.19)$ and $(\bar{c}_t, \bar{c}_b, \bar{c}_W)^- = (-0.908, 0.642, 0.666)$. We also add a point for the Standard Model value (green point).

The relative sign of c_t and c_W is relevant to the $\gamma\gamma$ decay, which in the SM receives opposite sign contributions

from top and W loops. It is no surprise that there is also a best fit solution with $c_t < 0$, particularly in a situation where the central $\gamma\gamma$ signal exceeds the SM value [4, 5]. A similar situation was also found in recent two-parameter fits [7–9].

The inner and outer shells in Fig. 1 represent the 1σ and 2σ regions. In the same figure we place the Standard Model point $(1, 1, 1)$, which falls within 1σ from the best fit to data. We will focus on the positive solution.

Next we study the surface $S : (c_t(\tan \beta, m_H), c_b(\tan \beta, m_H), c_W(\tan \beta, m_H))$ predicted by Minimal Supersymmetry. Here we briefly recall its definition.

To start, let us recall that in the basis (H_d, H_u) , the mass matrix of the CP-even Higgs fields is given by:

$$\mathcal{M}_S^2 = M_Z^2 \begin{pmatrix} \cos^2 \beta & -\cos \beta \sin \beta \\ -\cos \beta \sin \beta & \sin^2 \beta \end{pmatrix} + M_A^2 \begin{pmatrix} \sin^2 \beta & -\cos \beta \sin \beta \\ -\cos \beta \sin \beta & \cos^2 \beta \end{pmatrix} + \begin{pmatrix} 0 & 0 \\ 0 & \delta \end{pmatrix} \quad (1)$$

with δ the radiative correction

$$\delta = \frac{3\sqrt{2}}{\pi^2 \sin^2 \beta} G_F (M_t)^4 \log \left(\frac{\sqrt{M_{\tilde{t}_R} M_{\tilde{t}_L}}}{M_t} \right) \quad (2)$$

The first term in \mathcal{M}_S^2 arises from the so-called Fayet-Iliopoulos term determined by the gauge interaction. In the radiative corrections we have kept only the top-stop contribution. We determine the system of eigenvalues and eigenvectors of this matrix expressing M_A in terms of the CP-even Higgs boson mass, M_H , and the known values for M_Z and $M_h = 125$ GeV, according to:

$$M_A^2 = M_H^2 + M_h^2 - M_Z^2 - \delta \quad (3)$$

The latter relation is obtained by equating the trace of \mathcal{M}_S^2 to $M_H^2 + M_h^2$ (the sum of eigenvalues).

In the calculation of eigenvalues and eigenvectors, we also express the quantity t , defined by:

$$t = \log \left(\frac{\sqrt{M_{\tilde{t}_R} M_{\tilde{t}_L}}}{M_t} \right) \quad (4)$$

as a function of $\tan \beta$ and M_H , *i.e.* we find $t = F(\tan \beta, M_H)$. This can be obtained from the eigenvalue difference squared, $(M_H^2 - M_h^2)^2$. The function F arises as the solution of a second order equation. However, the other root is spurious, as it does not reproduce the degeneracy of the heavier Higgs boson masses as $M_H \rightarrow \infty$, see below, Eqs. (6). More on the function F can be found in [1].

In the literature, it is customary to use M_A as an independent parameter. Here, M_A is obtained from eq. (3) and from the function $F(\tan \beta, M_H)$. In addition:

$$M_{H^\pm}^2 = M_A^2 + M_W^2 \quad (5)$$

For future reference, we record some values of M_A and M_{H^\pm} (in GeV):

$$\begin{aligned} M_A &= [315, 358]; M_{H^\pm} = [325, 367] \quad (M_H = 360) \\ M_A &= [600, 619]; M_{H^\pm} = [604, 624] \quad (M_H = 620) \\ \tan \beta &= [1, 6] \end{aligned} \quad (6)$$

We next proceed to the computation of the normalized eigenvector corresponding to $h(125)$, namely:

$$\mathbf{S}_h(\tan \beta, m_H) = \begin{pmatrix} S_{hd}(\tan \beta, m_H) \\ S_{hu}(\tan \beta, m_H) \end{pmatrix} \quad (7)$$

and define the surface S parameterized by $\tan \beta$ and M_H in the (c_t, c_b, c_W) space:

$$c_t(\tan \beta, m_H) = \frac{\sqrt{1 + \tan^2 \beta}}{\tan \beta} S_{hu}(\tan \beta, m_H) \quad (8)$$

$$c_b(\tan \beta, m_H) = \sqrt{1 + \tan^2 \beta} S_{hd}(\tan \beta, m_H) \quad (9)$$

$$c_W(\tan \beta, m_H) = \frac{1}{\sqrt{1 + \tan^2 \beta}} S_{hd}(\tan \beta, m_H) + \frac{\tan \beta}{\sqrt{1 + \tan^2 \beta}} S_{hu}(\tan \beta, m_H) \quad (10)$$

In Fig. 2 we show the 1σ and 2σ regions around the best fit solution with $c_t > 0$, intercepted by the surface S described above, in the parameter range:

$$320 \text{ GeV} < M_H < 620 \text{ GeV}; \quad 1 < \tan \beta < 6 \quad (11)$$

The so called decoupling limit is manifested here in the fact that S heads straight into the Standard Model point as the mass M_H is increased. To be definite, we restrict to the mass range (11).

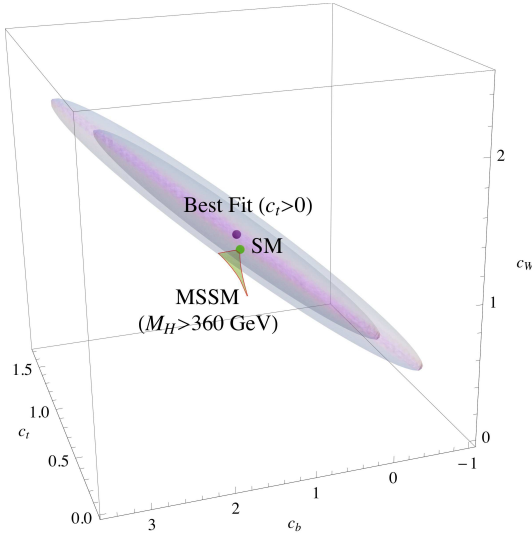


FIG. 2: The intersection of the surface S in the (c_t, c_b, c_W) space, as predicted by MSSM, with the 1σ and 2σ regions around the best fit point to ATLAS and CMS data.

A better display of the situation is obtained by fixing $c_W = 1$ and considering the intersections of the $1\sigma, 2\sigma$ ellipsoids with that plane. This is illustrated in Fig. 3 where we also plot the surface S as embedded in the (c_t, c_b) space.

The (blue) points on the left side of S correspond to $M_H = 320, 360$ and 620 GeV, the intermediate value marking the border of the 1σ region. The (red) points crossing the surface from the left to the right are associated to different values of $\tan \beta$, from 1, at the lefthand side, to 6, at the righthand one. The best fit point falls right inside the MSSM surface, but above it ($\bar{c}_W = 1.19$) in the three dimensional space.

The outcome of this analysis is that, even though we lost the footprints of an heavier Higgs at 320 GeV, the hypothesis that the second 0^+ particle predicted by Minimal Supersymmetry might just be lurking in the background is still viable.

To 1σ , the region $M_H \gtrsim 360$ GeV is all allowed, along with $1 < \tan \beta \lesssim 6$, consistently with the limits arising from the absence of Flavor Changing Neutral Current B_s decays. Data are compatible with a regime of incomplete decoupling, the ‘intermediate - coupling regime’ of Ref. [3]. However, MSSM could well be realized in the full decoupling mode. Consistency to 1σ with SM is also found in [10].

In Ref. [1] we have reported the values of $\sigma \times BR$ for a hypothetical H at $M_H = 320$ and 500 GeV. We close here by giving the picture for M_H at 360 and 620 GeV and comment on production and decay of the corresponding pseudoscalar and charged Higgs particles, A and H^\pm .

Cross sections for H and A production by gluon fusion are shown in Fig. 4 in the full 2σ allowed mass range, $360 < M_H < 620$ GeV. Cross sections have been computed with Alpgen [11], and corrected with the gluon K-factor taken from [12].

Branching ratios for the dominant decay channels of H are reported in Fig. 5, for $M_H = 360$ GeV, full lines, and $M_H = 620$ GeV, dashed lines, for $1 < \tan \beta < 6$. Decays are dominated by the $t\bar{t}$ channel, with vector boson and $b\bar{b}$ channels still visible in the lower part of the mass range.

A and H^\pm decay branching ratios can be obtained with HDECAY [13]. In the 1σ allowed mass range, top quark channels, $t\bar{t}$ and $t\bar{b}$ respectively, are by far the dominant ones. Production at the LHC and decays of the H^\pm have been extensively studied in Refs. [14]. The dominant mechanism, in the mass range considered here, is by b -gluon fusion:

$$b + g \rightarrow t + H^- \quad (12)$$

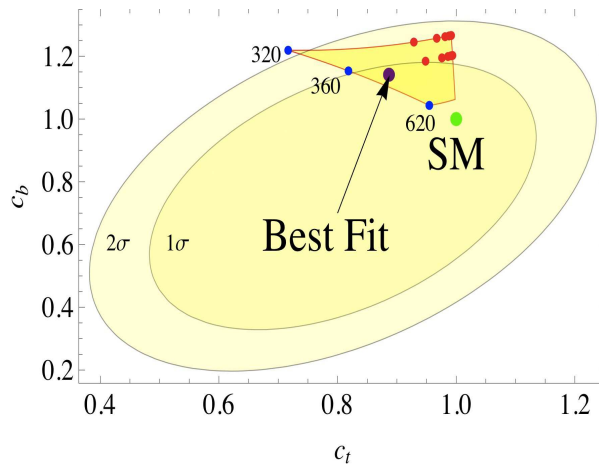


FIG. 3: The surface S as embedded in the (c_t, c_b) space at $c_W = 1$. The 1σ and 2σ regions are the intersections of the ellipsoids at $c_t > 0$, Figs. 1 and 2 with the plane $c_W = 1$. The outer side and the short inner side of S correspond to $M_H = 320$ and $M_H = 620$ GeV, respectively. The intersection with the 1σ border corresponds to $M_H = 360$ GeV. Red points mark values of $\tan \beta$ from 1 (lefthand side) to 6 (righthand side).

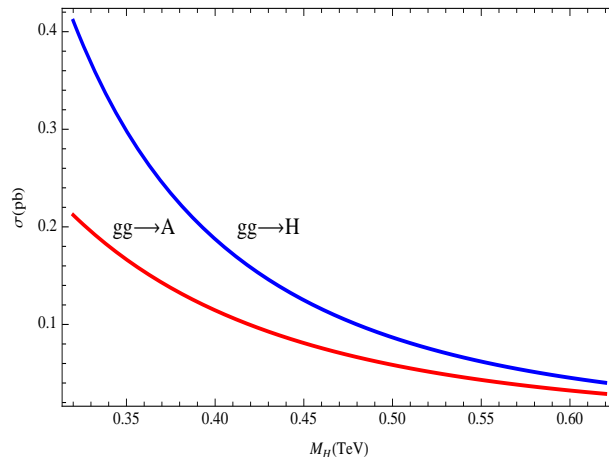


FIG. 4: Production of H and A at the LHC (total energy 8 TeV) from gluon fusion. Cross sections (pb) are given for $\tan \beta = 1.5$, as functions of M_H (TeV), in the 2σ allowed range.

followed by $H^- \rightarrow \bar{t} + b$.

In conclusion, present experimental information is consistent with the heavier scalar particles of MSSM to be in a relatively low energy region, between 320 and 620 GeV. A meaningful search can be done at the LHC, even at present luminosity. We underscore that higher Higgs particles still represent one of the most interesting test-tables of Minimal Supersymmetry.

-
- [1] L. Maiani, A. D. Polosa and V. Riquer, New J. Phys. **14**, 073029 (2012) [arXiv:1202.5998 [hep-ph]].
 - [2] H. Baer, V. Barger and A. Mustafayev, Phys. Rev. D **85**, 075010 (2012) [arXiv:1112.3017 [hep-ph]].
 - [3] A. Arbey, M. Battaglia, A. Djouadi and F. Mahmoudi, arXiv:1207.1348 [hep-ph].
 - [4] G. Aad *et al.* [ATLAS Collaboration], Phys. Lett. B **716**, 1 (2012) [arXiv:1207.7214 [hep-ex]].
 - [5] S. Chatrchyan *et al.* [CMS Collaboration], Phys. Lett. B **716**, 30 (2012) [arXiv:1207.7235 [hep-ex]].
 - [6] [Tevatron New Physics Higgs Working Group and CDF and D0 Collaborations], arXiv:1207.0449 [hep-ex].
 - [7] A. Azatov, R. Contino and J. Galloway, arXiv:1206.3171 [hep-ph].

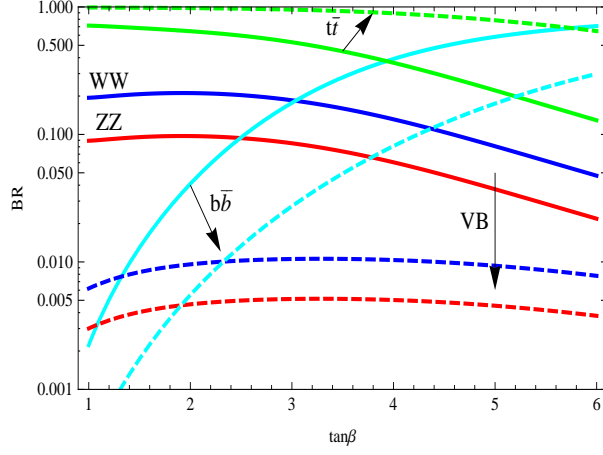


FIG. 5: Branching ratios for the dominant decay channels of H . Solid lines for $M_H = 360$ GeV, dashed ones for $M_H = 620$ GeV. Decays are dominated by the $t\bar{t}$ channel, whereas vector boson and $b\bar{b}$ channels are still visible in the lower part of the mass range.

- [8] J. Ellis and T. You, arXiv:1207.1693 [hep-ph].
- [9] J. R. Espinosa, C. Grojean, M. Muhlleitner and M. Trott, arXiv:1207.1717 [hep-ph].
- [10] J. Baglio, A. Djouadi and R. M. Godbole, Phys. Lett. B **716** (2012) 203 [arXiv:1207.1451 [hep-ph]].
- [11] M. L. Mangano, M. Moretti, F. Piccinini, R. Pittau and A. D. Polosa, JHEP **0307** (2003) 001 [hep-ph/0206293].
- [12] <http://www.pa.msu.edu/~huston/Kfactor/Kfactor.pdf>
- [13] A. Djouadi, J. Kalinowski and M. Spira, Comput. Phys. Commun. **108**, 56 (1998) [hep-ph/9704448].
- [14] T. Plehn, Phys. Rev. D **67**, 014018 (2003) [hep-ph/0206121]; S. Moretti and K. Odagiri, Phys. Rev. D **55**, 5627 (1997) [hep-ph/9611374]; V. D. Barger, R. J. N. Phillips and D. P. Roy, Phys. Lett. B **324**, 236 (1994) [hep-ph/9311372].