

# A comparative study of new cross-validated bandwidth selectors for kernel density estimation

Enno Mammen\*, María Dolores Martínez Miranda<sup>†</sup>,  
Jens Perch Nielsen<sup>†</sup> and Stefan Sperlich<sup>‡</sup>

November 5, 2018

## Abstract

Recent contributions to kernel smoothing show that the performance of cross-validated bandwidth selectors improve significantly from indirectness. Indirect cross-validation first estimates the classical cross-validated bandwidth from a more rough and difficult smoothing problem than the original one and then rescales this indirect bandwidth to become a bandwidth of the original problem. The motivation for this approach comes from the observation that classical crossvalidation tends to work better when the smoothing problem is difficult. In this paper we find that the performance of indirect crossvalidation improves theoretically and practically when the polynomial order of the indirect kernel increases, with the Gaussian kernel as limiting kernel when the polynomial order goes to infinity. These theoretical and practical results support the often proposed choice of the Gaussian kernel as indirect kernel. However, for do-validation our study shows a discrepancy between asymptotic theory and practical performance. As for indirect crossvalidation, in asymptotic theory the performance of indirect do-validation improves with increasing polynomial order of the used indirect kernel. But this theoretical improvements do not carry over to practice and the original do-validation still seems to be our preferred bandwidth selector. We also consider plug-in estimation and combinations of plug-in bandwidths and crossvalidated bandwidths. These latter bandwidths do not outperform the original do-validation estimator either.

*Key words:* kernel density estimation; data-adaptive bandwidth selection; indirect cross-validation; do-validation.

---

\*Corresponding author, Universität Mannheim, Abteilung Volkswirtschaftslehre, L7, 3-5, 68131-Mannheim, Tel. ++49 621 181 1927, FAX ++49 621 181 1931, e mail: emammen@rumms.uni-mannheim.de

<sup>†</sup>Cass Business School, City University, 106 Bunhill Row, UK - London EC1Y 8TZ

<sup>‡</sup>Université de Genève, Département des sciences économiques, Bd du Pont d'Arve 40, CH - 1211 Genève 4

# 1 Introduction

This paper is a study on some theoretical and practical findings on recent proposals for crossvalidated bandwidth selection in kernel density estimation. Indirect crossvalidation has recently been considered in Hart and Yi (1998), Hart and Lee (2005), Savchuk, Hart and Sheather (2010a,b). In this approach in a first step the classical cross-validated bandwidth is calculated for another choice of "indirect" kernel. The indirect kernel is chosen such that the smoothing problem becomes much more rough and difficult than the original one. In a second step the bandwidth is rescaled to become efficient for the original kernel. The motivation for this approach comes from the empirical finding that classical crossvalidation tends to work better when the smoothing problem is difficult. In this paper we will compare this approach for polynomial choices of indirect kernels and for Gaussian kernels. In the above papers it was proposed to use Gaussian kernels in the indirect step. In this paper we give theoretical and practical evidence into this choice. Indeed, as we will see, the Gaussian kernel can be considered as limit of polynomial kernels and it is theoretically optimal in this class of kernels. It is very interesting and comforting to notice that when it comes to indirect crossvalidation than theoretical and practical results go hand in hand. The higher the polynomial order of the indirect kernel, the better the indirect crossvalidation performs in practice as well as in theory.

It turns out that a similar theoretical result applies for Do-validation: again we get theoretical improvements by increasing the order of polynomial indirect kernels. But simulations do not support these findings. Do-validation is an indirect crossvalidation approach that was introduced in Mammen et al. (2011). They concluded that do-validation is the indirect crossvalidation method for densities with the best ISE performance in practice so far. They also argued that when the asymptotic theory of the bandwidth selector gets so good as in the do-validation case, then theoretical improvements of bandwidth selectors are not really important. When theoretical properties become so good it is the practicalities around the implementation that count and here do-validation is excellent. This paper is yet another support of this conclusion on do-validation. While increasing the polynomial order of the indirect kernel improves the practical performance of indirect crossvalidation, this is no longer true for indirect do-validation. An overall judgement of performance favors the original do-validation procedure even though asymptotic theory suggests something else. From our simulated results we can see that the problem seems to be that the bias of the bandwidth selector increases with the order of the indirect kernel. This increase in bias is compensated by the decrease of volatility in the indirect crossvalidation case, but not in the indirect do-validation case. This type of conclusion is not foreign to us, because it parallels our experience with plug-in methods. Theoretically plug-in methods are better than indirect do-validation with the Gaussian kernel, even though it is a close race between the two. However, plug-in suffers from high bias and it is beat badly in all our finite sample performance measures. We also tried to combine plug-in, indirect crossvalidation and indirect do-validation. We present one such very successful combination. However, the performance of this combination is very similar to the performance of do-validation leaving us to prefer the do-validation because of its simpler computational properties. When we use the 90 percent integrated squared error as our performance measure instead of the classical mean integrated square error, then the advantage of do-validation and our new

median estimator is even more significant. Also, the 90 percent quantile might be closer to what applied statisticians are looking for when evaluating the performance of a bandwidth selector. Applied statisticians might not be so impressed of their estimated nonparametric curve behaving well in some average sense. They are perhaps more interested in whether the concrete curve they have in front of them is as good as it can get. Looking at the quantile where you are worse 10 percent of the time and better 90 percent of the time give that kind of reassurance. In particular when the results are as crystal clear as the finite sample results we are getting in this paper. The bandwidth selectors of this paper could potentially also carry over to other smoothing problems, see Soni, Dewan and Jain (2012) and Oliveira, Crujeiras and Rodríguez-Casal (2012) and Gámiz-Pérez, Martínez-Miranda and Nielsen (2012). The latter paper actually supports the use of Do-validation in survival smoothing and show its superiority to classical crossvalidation also in this case. The new insights provided by this current paper on Do-validation add to the confidence that Do-validation will be useful even beyond the simplest possible iid setting considered here. The paper is organized as follows. In Section 2 we first consider indirect crossvalidation, where the theoretical and practical improvements of highening the order of the indirect kernel is very clear. Both the theoretical and the finite sample performance improve consistently in every step we increase the order of the indirect kernel. In Section 3 we consider indirect do-validation. The theoretical relative improvements of highening the order of the indirect kernel are very similar to those we saw for classical crossvalidation. However, the finite sample results are less clear. Here increasing the order of the indirect kernel often helps, but not always. But as for indirect crossvalidation, we find very different bias/variance trade-offs for the different indirect kernels. This motivates the study of kernels that are combinations of several indirect crossvalidation selectors. In Section 4 we consider a new and stable median estimator and compare it with plug-in bandwidths and indirect crossvalidation. Along the next sections we describe simulation experiments to assess the finite sample performance of all the methods. The simulations scenario is described for all the cases in Subsection 2.1.

## 2 Indirect cross-validated bandwidth selection in kernel density estimation

In this section we consider indirect crossvalidation in its simplest possible version taken from Hart and Lee (2005), Savchuk, Hart and Sheather (2010a,b). These three papers also considered a number of variations of indirect crossvalidation, but we consider in this section the simplest possible version, where one has one indirect kernel and one original kernel. In this section we do not consider one-sided kernels. The above three papers seem to have some preference for the Gaussian kernel as indirect kernel. In this section we are able to give a theoretical justification for why this might be a good idea. The Gaussian kernel is in some sense the optimal kernel of a class of indirect kernels. And the theoretical and practical advantage of choosing the Gaussian kernel as indirect kernel can be quite substantial. In our derivation of indirect crossvalidation below we borrow notation from Mammen et al. (2011) that considered a class of bandwidth selectors which contains the indirect crossvalidation bandwidth  $\hat{h}_{ICV,L}$  with indirect kernel  $L$  as special case. The aim is to get a bandwidth with a small Integrated Squared Error (ISE) for the kernel

density estimator

$$\hat{f}_{h,K}(x) = \frac{1}{nh} \sum_{i=1}^n K\left(\frac{X_i - x}{h}\right).$$

The bandwidth  $\hat{h}_{ICV,L}$  is based on the inspection of the kernel density estimator  $\hat{f}_{h,L}$ , for a kernel  $L$  that fulfills  $L(0) = 0$ . And it comes from the following CV score:

$$\int \hat{f}_{h,L}(x)^2 dx - 2n^{-1} \sum_{i=1}^n \hat{f}_{h,L}(X_i). \quad (1)$$

Note that because of  $L(0) = 0$  we do not need to use a leave-one-out version of  $\hat{f}_{h,L}$  in the sum on the right hand side. The indirect crossvalidation bandwidth  $\hat{h}_{ICV,L}$  is defined by

$$\hat{h}_{ICV,L} = \left( \frac{R(K)}{\mu_2^2(K)} \frac{\mu_2^2(L)}{R(L)} \right)^{1/5} \hat{h}_L \quad (2)$$

with  $\hat{h}_L$  being the minimizer of the score (1). Here  $R(g) = \int g^2(x)dx$ ,  $\mu_l(g) = \int x^l g(x)dx$  for functions  $g$  and integers  $l \geq 0$ . Note that the bandwidth  $\hat{h}_L$  is a selector for the density estimator with kernel  $L$ . After multiplying with the factor  $(R(K)\mu_2^2(L))^{1/5}(\mu_2^2(K)R(L))^{-1/5}$  it becomes a selector for the density estimator  $\hat{f}_{h,K}$ . This follows from classical smoothing theory and has been used at many places in the discussion of bandwidth selectors. Note that the indirect crossvalidation method contains the classical crossvalidation bandwidth selector as one example with  $K = L$ .

We now apply results from Mammen et al. (2011) to derive the asymptotic distribution of the difference between the indirect crossvalidation bandwidths  $\hat{h}_{ICV,L}$  and the ISE-optimal bandwidth  $h_{ISE}$ . Here, the bandwidth  $h_{ISE}$  is defined by

$$h_{ISE} = \arg \min_h \left[ \int \left( \hat{f}_{h,K}(x) - f(x) \right)^2 dx \right].$$

Under some mild conditions on the density  $f$  and the kernels  $K$  and  $L$ , see Assumptions (A1) and (A2) in Mammen et al. (2011), one gets by application of their Theorem 1 that for symmetric kernels  $K$  and  $L$

$$n^{3/10}(\hat{h}_{ICV,L} - h_{ISE}) \rightarrow N(0, \sigma_{L,ICV}^2) \quad \text{in distribution,} \quad (3)$$

where

$$\begin{aligned} \sigma_{L,ICV}^2 = & \frac{4}{25} R(K)^{-2/5} \mu_2^{-6/5}(K) R(f'')^{-8/5} V(f'') + \frac{1}{50} R(K)^{-7/5} \mu_2^{-6/5}(K) \\ & \times R(f'')^{-3/5} R(f) \int \left[ H(u) - \left( \frac{R(K)}{R(L)} \right) H_{ICV,L}(u) \right]^2 du, \end{aligned} \quad (4)$$

with

$$V(f'') = \int f''^2(x) f(x) dx - \left( \int f''(x) f(x) dx \right)^2,$$

$$H(u) = 4 \int K(u-v)[K(v) + vK'(v)] dv,$$

$$H_{ICV,L}(d_L u) = 4 \int L(u-v)[L(v) + vL'(v)] dv - 4 [L(u) + uL'(u)],$$

$$d_L = \left( \frac{R(K)}{R(L)} \frac{\mu_2^2(L)}{\mu_2^2(K)} \right)^{-1/5}.$$

Here we are interested in indirect crossvalidation defined with any symmetric kernel  $K$  (as for example the Epanechnikov kernel) and as the kernel  $L$  a polynomial kernel with higher order. Specifically we define a general kernel function with order  $r$  by

$$K_{2r}(u) = \kappa_r(1 - u^2)^r 1_{\{-1 < u < 1\}} \quad (5)$$

with  $\kappa_r = (\int_{-1}^1 (1 - u^2)^r du)^{-1}$ . Note that for  $r = 1$  it is the Epanechnikov kernel and for  $r = 2$  it gives the quartic kernel. We now study the theoretical performance of indirect crossvalidation for the choice  $K = K_2$  and  $L = K_{2r}$  for different choices of  $r$ . We start by considering the limiting case  $r \rightarrow \infty$ . For this purpose we consider the kernel  $K_{2r}^*(u) = (2r)^{-1/2} K_{2r}((2r)^{-1/2}u)$  that differs from  $K_{2r}$  by scale. Because the definition of the bandwidth selector does not depend on the scale of  $L$  we have that  $\sigma_{K_{2r},ICV}^2 = \sigma_{K_{2r}^*,ICV}^2$ . Furthermore, because of  $\lim_{r \rightarrow \infty} (1 - (2r)^{-1}u^2)^r = e^{-u^2/2}$  it holds that, after scaling, the polynomial kernels converge to the Gaussian kernel when  $r$  goes to infinity

$$\lim_{r \rightarrow \infty} (2r)^{-1/2} K_{2r}((2r)^{-1/2}u) = \phi(u) = \frac{1}{\sqrt{2\pi}} e^{-\frac{u^2}{2}}.$$

Moreover, it holds that  $\sigma_{K_{2r},ICV}^2 = \sigma_{K_{2r}^*,ICV}^2 \rightarrow \sigma_{\phi,ICV}^2$  for  $r \rightarrow \infty$ . This can be shown by dominated convergence using the fact that  $(1 - (2r)^{-1}u^2)^r \leq e^{-u^2/2}$ . Thus a Gaussian indirect kernel is a limiting case for the performance of indirect crossvalidation.

According to (3) and (4), the asymptotic variance of  $\hat{h}_{ICV,K_{2r}} - h_{ISE}$  is of the form  $C_{f,K} \left\{ 4R(K) \frac{V(f'')}{R(f'')R(f)} + c_r \right\}$  with a constant  $c_r$  depending on  $r$  and with  $C_{f,K}$  as a function of  $f$  and  $K$ . We have just argued that  $c_r \rightarrow c_\infty$  for  $r \rightarrow \infty$  where  $c_\infty = 3.48$  is the constant corresponding to the Gaussian kernel. Figure 1 shows  $c_r$  as a function of  $r$ . It illustrates the convergence but it also shows that this convergence is monotone: by increasing the order  $r$  ( $r = 2, 3, 4, \dots$ ) we get an incremental reduction in the asymptotic variance factor for indirect crossvalidation.

One sees that the trick of indirect crossvalidation significantly improves on crossvalidation. And specifically the asymptotics for the indirect crossvalidatory bandwidths with kernels  $K$  and  $L$  being the Epanechnikov kernel and  $L = K_{2r}$ , respectively are given below for  $r = 1, 2, 8$  and  $r \rightarrow \infty$ , which becomes the Gaussian kernel.

$$\begin{aligned} \sigma_{CV}^2 &= C_{f,K} \left\{ 4R(K) \frac{V(f'')}{R(f'')R(f)} + 7.42 \right\} \\ \sigma_{ICV_2}^2 &= C_{f,K} \left\{ 4R(K) \frac{V(f'')}{R(f'')R(f)} + 4.71 \right\} \\ \sigma_{ICV_8}^2 &= C_{f,K} \left\{ 4R(K) \frac{V(f'')}{R(f'')R(f)} + 3.72 \right\} \\ \sigma_{ICV_G}^2 &= C_{f,K} \left\{ 4R(K) \frac{V(f'')}{R(f'')R(f)} + 3.48 \right\}. \end{aligned}$$

The first improvement of going from standard crossvalidation to having an indirect kernel of one more order is the most important one. The crucial component of the asymptotic theory is decreasing from 7.42 to 4.71. This is sufficiently substantial to consider this simple adjustment of classical crossvalidation to solving a good and important part of the problem with the volatility of the crossvalidation estimator. However, indirect crossvalidation can

do better. Going to the Gaussian limit brings the crucial constant down to 3.48! This is quite low and approaching the do-validation constant of 2.19 found in Mammen et al. (2011). It turns out that 3.48 is still so big that 2.19 is a major improvement in theory and practice. Do-validation does better than indirect crossvalidation in theory and practice, even when the latter is based on the optimal Gaussian kernel.

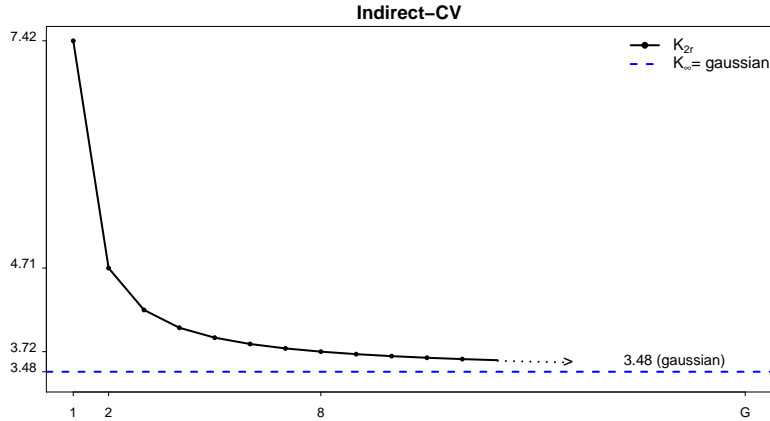


Figure 1: Asymptotic variance reduction for indirect crossvalidation with kernels  $K_{2^r}$  for  $r = 1, 2, \dots$  and the Gaussian limit.

## 2.1 Simulation experiments about indirect crossvalidation

The purpose of this section is to study the performance of the indirect crossvalidation method with respect to standard crossvalidation and the optimal ISE bandwidth ( $h_{ISE}$ ). We consider in the study three possible indirect crossvalidatory bandwidths:  $\hat{h}_{ICV_2}$ ,  $\hat{h}_{ICV_8}$  and  $\hat{h}_{ICV_G}$ , which comes from using as the kernel  $K$  the Epanechnikov kernel and as kernel  $L$  the higher order polynomial kernel,  $K_{2^r}$  defined in (5), for  $r = 2, 8, \dots, \infty$  with  $K_{\infty}$  being the Gaussian kernel.

We consider the same data generating processes as Mammen et al. (2011). We simulate six designs defined by the six densities plotted in Figure 2 and defined as follows:

1. a simple normal distribution,  $N(0.5, 0.2^2)$ ,
2. a bimodal mixture of two normals which were  $N(0.35, 0.1^2)$  and  $N(0.65, 0.1^2)$ ,
3. a mixture of three normals, namely  $N(0.25, 0.075^2)$ ,  $N(0.5, 0.075^2)$  and  $N(0.75, 0.075^2)$  giving three clear modes,
4. a gamma distribution,  $Gamma(a, b)$  with  $b = 1.5$ ,  $a = b^2$  applied on  $5x$  with  $x \in \mathbb{R}_+$ , i.e.

$$f(x) = 5 \frac{b^a}{\Gamma(a)} (5x)^{a-1} e^{-5xb},$$

5. a mixture of two gamma distributions,  $Gamma(a_j, b_j)$ ,  $j = 1, 2$  with  $a_j = b_j^2$ ,  $b_1 = 1.5$ ,  $b_2 = 3$  applied on  $6x$ , i.e.

$$f(x) = \frac{6}{2} \sum_{j=1}^2 \frac{b_j^{a_j}}{\Gamma(a_j)} (6x)^{a_j-1} e^{-6xb_j}$$

	Design 1					Design 2				
	$h_{ISE}$	$\hat{h}_{CV}$	$\hat{h}_{ICV_2}$	$\hat{h}_{ICV_8}$	$\hat{h}_{ICV_G}$	$h_{ISE}$	$\hat{h}_{CV}$	$\hat{h}_{ICV_2}$	$\hat{h}_{ICV_8}$	$\hat{h}_{ICV_G}$
$n = 100$										
$m_1$	2.328	4.944	4.804	4.583	4.446	3.477	6.313	6.047	5.876	5.809
$m_2$	1.876	6.185	5.557	5.451	5.256	1.989	5.611	5.089	4.683	4.511
$m_3$	0.000	4.963	4.087	3.840	3.472	0.000	2.550	1.969	1.969	1.969
$m_4$	0.000	-1.839	-1.044	-0.458	-0.230	0.000	0.587	1.049	1.532	1.746
$m_5$	0.000	0.714	0.724	0.724	0.722	0.000	0.943	0.948	0.950	1.000
$n = 200$										
$m_1$	1.417	2.573	2.481	2.359	2.288	2.307	3.816	3.700	3.495	3.451
$m_2$	1.098	2.747	2.609	2.435	2.213	1.372	3.376	3.239	2.577	2.533
$m_3$	0.000	3.161	2.545	2.133	1.989	0.000	2.174	1.821	1.487	1.477
$m_4$	0.000	-0.718	-0.438	0.024	0.192	0.000	-0.087	0.240	0.593	0.769
$m_5$	0.000	0.687	0.690	0.687	0.687	0.000	0.723	0.751	0.733	0.737
$n = 500$										
$m_1$	0.731	1.221	1.175	1.129	1.108	1.208	1.780	1.756	1.695	1.674
$m_2$	0.465	1.078	1.027	0.913	0.867	0.648	1.237	1.245	1.147	1.122
$m_3$	0.000	2.615	2.214	1.935	1.818	0.000	1.296	1.218	1.076	0.997
$m_4$	0.000	-0.805	-0.417	-0.193	-0.104	0.000	-0.195	0.008	0.193	0.285
$m_5$	0.000	0.666	0.666	0.651	0.656	0.000	0.632	0.629	0.632	0.634
$n = 1000$										
$m_1$	0.439	0.719	0.712	0.675	0.664	0.732	1.049	1.006	0.987	0.976
$m_2$	0.277	0.699	0.699	0.622	0.606	0.377	0.722	0.624	0.609	0.599
$m_3$	0.000	2.190	2.161	1.741	1.688	0.000	1.227	1.071	0.914	0.857
$m_4$	0.000	-0.596	-0.434	-0.236	-0.155	0.000	-0.201	-0.074	0.051	0.119
$m_5$	0.000	0.667	0.667	0.643	0.632	0.000	0.586	0.560	0.554	0.554

Table 1: *Simulation results about the indirect crossvalidation method with designs 1 and 2. We compare the standard crossvalidation,  $\hat{h}_{CV}$ , with three indirect versions  $\hat{h}_{ICV_2}$ ,  $\hat{h}_{ICV_8}$  and  $\hat{h}_{ICV_G}$  for kernels  $K_{2r}$  with  $r = 2, 8, \infty$ . As a benchmark we report the results for the unfeasible ISE optimal bandwidth,  $h_{ISE}$ .*

giving one mode and a plateau,

6. and a mixture of three gamma distributions,  $\text{Gamma}(a_j, b_j)$ ,  $j = 1, 2, 3$  with  $a_j = b_j^2$ ,  $b_1 = 1.5$ ,  $b_2 = 3$ , and  $b_3 = 6$  applied on  $8x$  giving two bumps and one plateau.

Our set of densities contains density functions with one, two or three modes, some being asymmetric. They all have exponentially falling tails, because otherwise one has to work with boundary correcting kernels. The main mass is always in  $[0, 1]$ . For the purposes of this paper we use five measures to summarize the stochastic performance of any bandwidth

	Design 3					Design 4				
	$h_{ISE}$	$\hat{h}_{CV}$	$\hat{h}_{ICV_2}$	$\hat{h}_{ICV_8}$	$\hat{h}_{ICV_G}$	$h_{ISE}$	$\hat{h}_{CV}$	$\hat{h}_{ICV_2}$	$\hat{h}_{ICV_8}$	$\hat{h}_{ICV_G}$
$n = 100$										
$m_1$	4.448	7.232	7.061	6.905	6.951	4.842	7.918	7.818	7.636	7.643
$m_2$	2.231	6.392	6.141	5.326	5.247	2.644	6.698	6.842	6.400	6.440
$m_3$	0.000	1.766	1.515	1.461	1.526	0.000	1.595	1.460	1.357	1.328
$m_4$	0.000	0.629	1.008	1.423	1.705	0.000	-0.256	1.146	0.569	0.742
$m_5$	0.000	0.824	0.883	0.957	1.060	0.000	0.822	0.842	0.844	0.869
$n = 200$										
$m_1$	2.830	4.216	4.034	3.872	3.864	3.100	4.643	4.521	4.453	4.405
$m_2$	1.343	3.043	2.788	2.310	2.299	1.657	3.645	3.299	3.391	3.265
$m_3$	0.000	1.244	1.016	0.947	0.932	0.000	1.396	1.228	1.106	1.118
$m_4$	0.000	0.086	0.291	0.593	0.707	0.000	-0.313	-0.042	0.233	0.360
$m_5$	0.000	0.626	0.649	0.626	0.648	0.000	0.758	0.765	0.765	0.778
$n = 500$										
$m_1$	1.540	2.006	1.955	1.908	1.889	1.687	2.338	2.270	2.193	2.164
$m_2$	0.685	1.053	0.998	0.994	0.963	0.767	1.576	1.516	1.333	1.272
$m_3$	0.000	0.859	0.812	0.673	0.640	0.000	0.924	0.826	0.721	0.717
$m_4$	0.000	-0.074	0.033	0.187	0.271	0.000	-0.436	-0.205	-0.031	0.073
$m_5$	0.000	0.562	0.532	0.532	0.532	0.000	0.625	0.611	0.587	0.587
$n = 1000$										
$m_1$	0.943	1.166	1.135	1.112	1.109	1.060	1.341	1.317	1.281	1.270
$m_2$	0.405	0.620	0.590	0.533	0.536	0.491	0.725	0.706	0.645	0.632
$m_3$	0.000	0.683	0.553	0.457	0.444	0.000	0.784	0.639	0.549	0.504
$m_4$	0.000	-0.118	0.003	0.088	0.139	0.000	-0.287	-0.132	0.030	0.114
$m_5$	0.000	0.446	0.467	0.428	0.438	0.000	0.564	0.538	0.528	0.528

Table 2: *Simulation results about the indirect crossvalidation method with designs 3 and 4. We compare the standard crossvalidation,  $\hat{h}_{CV}$ , with three indirect versions  $\hat{h}_{ICV_2}$ ,  $\hat{h}_{ICV_8}$  and  $\hat{h}_{ICV_G}$  for kernels  $K_{2r}$  with  $r = 2, 8, \infty$ . As a benchmark we report the results for the unfeasible ISE optimal bandwidth,  $h_{ISE}$ .*

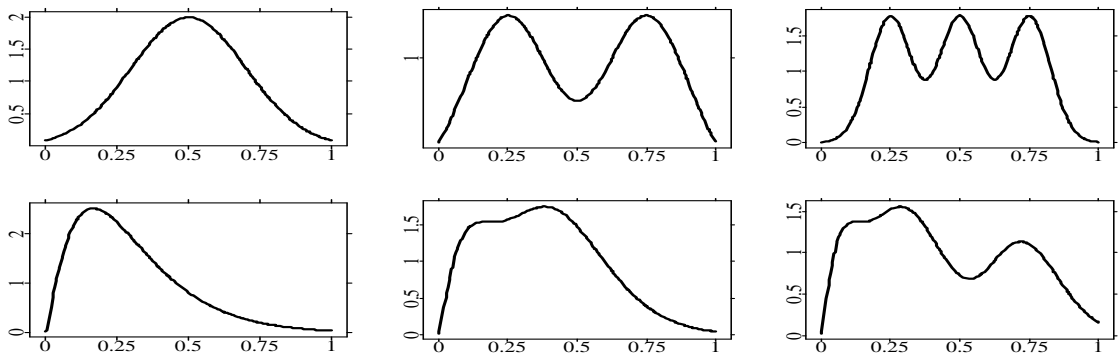


Figure 2: The six data generating densities: Designs 1 to 6 from the upper left to the lower right.



	Design 5					Design 6				
	$h_{ISE}$	$\hat{h}_{CV}$	$\hat{h}_{ICV_2}$	$\hat{h}_{ICV_8}$	$\hat{h}_{ICV_G}$	$h_{ISE}$	$\hat{h}_{CV}$	$\hat{h}_{ICV_2}$	$\hat{h}_{ICV_8}$	$\hat{h}_{ICV_G}$
$n = 100$										
$m_1$	3.356	5.575	5.488	5.250	5.208	3.633	5.458	5.279	5.184	5.149
$m_2$	1.383	6.160	6.065	4.638	4.575	1.617	4.309	3.829	3.245	3.140
$m_3$	0.000	1.730	1.624	1.458	1.380	0.000	1.332	1.121	1.122	1.122
$m_4$	0.000	-0.101	0.616	1.270	1.521	0.000	0.749	1.369	1.970	2.279
$m_5$	0.000	0.920	0.999	0.999	0.999	0.000	0.917	0.950	0.999	0.999
$n = 200$										
$m_1$	2.293	3.516	3.400	3.269	3.223	2.387	3.397	3.317	3.220	3.212
$m_2$	0.864	2.907	2.483	2.309	2.194	0.955	2.378	2.209	2.014	1.949
$m_3$	0.000	1.551	1.425	1.289	1.248	0.000	1.160	1.040	0.965	0.962
$m_4$	0.000	-0.370	0.158	0.638	0.833	0.000	0.373	0.672	1.020	1.194
$m_5$	0.000	0.791	0.819	0.825	0.807	0.000	0.856	0.839	0.839	0.838
$n = 500$										
$m_1$	1.287	1.857	1.806	1.758	1.729	1.355	1.823	1.746	1.719	1.700
$m_2$	0.520	1.329	1.238	1.176	1.081	0.495	1.150	0.889	0.885	0.821
$m_3$	0.000	1.298	1.104	0.964	0.930	0.000	0.973	0.886	0.872	0.788
$m_4$	0.000	-0.093	0.143	0.439	0.602	0.000	-0.333	-0.045	0.244	0.399
$m_5$	0.000	0.760	0.774	0.751	0.762	0.000	0.637	0.621	0.618	0.618
$n = 1000$										
$m_1$	0.844	1.147	1.102	1.075	1.067	0.892	1.074	1.054	1.032	1.024
$m_2$	0.357	0.691	0.611	0.565	0.546	0.304	0.458	0.445	0.393	0.370
$m_3$	0.000	1.053	0.866	0.802	0.729	0.000	0.500	0.465	0.403	0.441
$m_4$	0.000	-0.300	-0.109	0.133	0.245	0.000	-0.149	0.049	0.253	0.381
$m_5$	0.000	0.667	0.600	0.586	0.591	0.000	0.500	0.516	0.520	0.500

Table 3: *Simulation results about the indirect crossvalidation method with designs 5 and 6. We compare the standard crossvalidation,  $\hat{h}_{CV}$ , with three indirect versions  $\hat{h}_{ICV_2}$ ,  $\hat{h}_{ICV_8}$  and  $\hat{h}_{ICV_G}$  for kernels  $K_{2r}$  with  $r = 2, 8, \infty$ . As a benchmark we report the results for the unfeasible ISE optimal bandwidth,  $h_{ISE}$ .*

selectors  $\hat{h}$ :

$$m_1 = \text{mean}(\text{ISE}(\hat{h})) \quad (6)$$

$$m_2 = \text{std}(\text{ISE}(\hat{h})) \quad (7)$$

$$m_3 = 90\% \text{quantile} \left( \left| \text{ISE}(\hat{h}) - \text{ISE}(h_{ISE}) \right| / \text{ISE}(h_{ISE}) \right) \quad (8)$$

$$m_4 = \text{mean}(\hat{h} - h_{ISE}) \quad (9)$$

$$m_5 = 90\% \text{quantile} \left( \left| \hat{h} - h_{ISE} \right| / h_{ISE} \right). \quad (10)$$

The above measures have been calculated from 500 simulated samples from each density and four samples sizes  $n = 100, 200, 500$  and 1000. The measures  $m_1$ ,  $m_2$  and  $m_4$  where also used in the simulations by the former paper by Mammen et al. (2011). Here we have included measures  $m_3$  and  $m_5$  which are informative about the stability of the bandwidth

estimates. Tables 1, 2 and 3 show the simulation results. Note that the bias ( $m_4$ ) is consistently increasing as a function of the order of the indirect kernel with the indirect Gaussian kernel having the largest bias. This increase in bias is being more than balanced by a decreasing volatility ( $m_2$ ) as a function of the order of the indirect kernel. As a result, the overall performance, the averaged integrated squared error performance ( $m_1$ ), is decreasing as a function of the order of the indirect kernel with the Gaussian indirect kernel performing best of all. These results are very clear for all the designs and sample sizes and the indirectness in crossvalidation is indeed working quite well.

### 3 Indirect do-validation in kernel density estimation

Here we describe the indirect do-validation method and provide theoretical and empirical results in a similar way to that for indirect crossvalidation above. We conclude that indirect do-validation improves consistently theoretically when the order of the indirect kernel increases. The relative improvements parallel those we saw for indirect crossvalidation. However, it does not seem like the practical improvements follow the theoretical improvements for indirect do-validation. The original conclusion of Mammen et al. (2011) seems to be valid also here: “when the theoretical properties are so good as in do-validation, it is the practical implementation at hand that counts, not further theoretical improvements”. Going all the way to the limiting Gaussian kernel is not of practical relevance for indirect do-validation.

In our derivation of the methodology, we follow Mammen et al. (2011) that first consider a class of bandwidth selectors that are constructed as weighted averages of crossvalidation bandwidths. This class of bandwidth selectors contains the classical crossvalidation bandwidth selector as one example with  $J = 1$  and  $L_1(u) = K(u)\mathbf{1}(u \neq 0)$ . And it also contains the do-validation method which combines left and right-sided crossvalidation using the local linear kernel density estimator (Jones, 1993; and Cheng 1997a, 1997b). In fact the method cannot work on local constant density estimation because of the inferior rate of convergence it has when applying to asymmetric kernels. For a kernel density estimator  $\hat{f}_{h,M}$  with kernel  $M$  the local linear kernel density estimator can be defined as kernel density estimator  $\hat{f}_{h,M^*}$  with “equivalent kernel”  $M^*$  given by

$$M^*(u) = \frac{\mu_2(M) - \mu_1(M)u}{\mu_0(M)\mu_2(M) - \mu_1^2(M)}M(u). \quad (11)$$

In onesided crossvalidation the basic kernel  $M(u)$  is chosen as  $2K(u)\mathbf{1}_{(-\infty,0)}$  (leftsided crossvalidation) and  $2K(u)\mathbf{1}_{(0,\infty)}$  (rightsided crossvalidation). This results in the following equivalent kernels

$$K_L(u) = \frac{\mu_2(K) + u\mu_1^*(K)}{\mu_2(K) - (\mu_1^*(K))^2}2K(u)\mathbf{1}_{(-\infty,0)}, \quad (12)$$

$$K_R(u) = \frac{\mu_2(K) - u\mu_1^*(K)}{\mu_2(K) - (\mu_1^*(K))^2}2K(u)\mathbf{1}_{(0,\infty)}, \quad (13)$$

with  $\mu_1^*(K) = 2 \int_0^\infty uK(u)du$ . Here we have assumed that the kernel  $K$  is symmetric. The left-OSCV criterion, denoted by  $\text{OSCV}_L$ , is defined by

$$\text{OSCV}_L(h) = \int \hat{f}_{h,K_L}^2(x)dx - 2n^{-1} \sum_{i=1}^n \hat{f}_{h,K_L}(X_i), \quad (14)$$

with  $\widehat{h}_L$  as its minimizer. The left-OSCV bandwidth is calculated from  $\widehat{h}_L$  by

$$\widehat{h}_{L,OSCV} = C\widehat{h}_L, \quad (15)$$

where

$$C = \left( \frac{R(K)}{\mu_2^2(K)} \frac{\mu_2^2(K_L)}{R(K_L)} \right)^{1/5}. \quad (16)$$

In exactly the same way we define the right-OSCV criterion,  $OSCV_R$ , except that  $\widehat{f}_{h,K_L}$  in (14) is replaced by  $\widehat{f}_{h,K_R}$ . The right-OSCV bandwidth is calculated by  $\widehat{h}_{R,OSCV} = C\widehat{h}_R$ , where  $C$  is the same as in (16) and  $\widehat{h}_R$  is the minimizer of  $OSCV_R$ . The do-validation selector  $\widehat{h}_{DO}$  is given by

$$\widehat{h}_{DO} = \frac{1}{2}(\widehat{h}_{L,OSCV} + \widehat{h}_{R,OSCV}). \quad (17)$$

See Martínez-Miranda, Nielsen and Sperlich (2009) and Mammen et al. (2011) for more details.

Left-onesided crossvalidation and right-onesided crossvalidation are not identical in the local linear case because of differences in the boundary. However, asymptotically they are equivalent. As we will see in our simulations do-validation delivers a good stable compromise. It has the same asymptotic theory as each of the two onesided alternatives and a better overall finite sample performance.

Again, Theorem 1 in Mammen et al. (2011) can be used to get the asymptotic distribution of  $\widehat{h}_{DO} - h_{ISE}$ . Under their Assumptions (A1) and (A2) it holds for symmetric kernel  $K$  that

$$n^{3/10}(\widehat{h}_{DO} - h_{ISE}) \rightarrow N(0, \sigma_{DO}^2) \quad \text{in distribution,} \quad (18)$$

where

$$\begin{aligned} \sigma_{DO}^2 = & \frac{4}{25}R(K)^{-2/5}\mu_2^{-6/5}(K)R(f'')^{-8/5}V(f'') + \frac{1}{50}R(K)^{-7/5}\mu_2^{-6/5}(K) \\ & \times R(f'')^{-3/5}R(f) \int \left[ H(u) - \frac{R(K)}{R(K_L)}H^*(u) \right]^2 du, \end{aligned} \quad (19)$$

with  $V(f'')$ ,  $H(u)$  as in the last section and with

$$\begin{aligned} H^*(d^*u) = & 2 \int K_L(u+v)K_L(v)dv + 2 \int K_L(-u+v)K_L(v)dv \\ & + 2 \int K_L(u+v)vK'_L(v)dv + 2 \int K_L(-u+v)vK'_L(v)dv \\ & - 2 [K_L(u) + uK'_L(u) + K_L(-u) - uK'_L(-u)], \end{aligned}$$

$$d^* = \left( \frac{R(K)}{R(K_L)} \frac{\mu_2^2(K_L)}{\mu_2^2(K)} \right)^{-1/5}.$$

For the kernel  $K$  equal to the Epanechnikov kernel this gives

$$\sigma_{DO}^2 = C_{f,K} \left\{ 4R(K) \frac{V(f'')}{R(f'')R(f)} + 2.19 \right\}.$$

This can be compared with the asymptotic variance of the Plug-in bandwidth which is equal to

$$\sigma_{PI}^2 = C_{f,K} \left\{ 4R(K) \frac{V(f'')}{R(f'')R(f)} + 0.72 \right\}.$$

As in the last section, the second term is the only one which differs among bandwidth selectors. This second term was also calculated for the quartic kernel, which is the kernel  $K_{2r}$  with  $r = 2$ . The calculation as above gave the value 1.89 and 0.83 instead of 2.19 and 0.72, see Mammen et al. (2011).

The immediate lesson learned from comparing the asymptotic theory of do-validation of the two kernels considered above is the following: the second term is bigger for plug-in estimator for the quartic kernel than for the Epanechnikov estimator. However, for crossvalidation and do-validation it is the exact opposite, the second term is smaller for the quartic kernel than for the Epanechnikov estimator. Therefore, relatively speaking the validation approaches do better for the higher order kernel  $K_{2r}$  with  $r = 2$ , than for the lower order kernel  $K_{2r}$ , with  $r = 1$  (the Epanechnikov kernel). One could argue that validation does better for the higher order kernel than for the lower order kernel. However, lets further consider the case that we are really interested in the optimal bandwidth for the lower order kernel and we really want to use a validation approach to select that bandwidth, see Mammen et al. (2011) for practical arguments for using validation instead of plug-in. Then it seems intuitively appealing to carry that validation out at the kernel with a high order to select the validated bandwidth for that higher order kernel and then adjusting this bandwidth to the lower order kernel by multiplying by the kernel constant

$$\left( \frac{R(K)\mu_2^2(K_{2r})}{\mu_2^2(K)R(K_{2r})} \right)^{1/5}. \quad (20)$$

And this is what we call indirect do-validation.

We now give a formal definition of the indirect do-validation bandwidth  $\hat{h}_{IDO_r}$  with kernels  $K$  and  $K_{2r}$  as

$$\hat{h}_{IDO_r} = C_{I,r} \hat{h}_{DO,r} \quad (21)$$

with  $\hat{h}_{DO,r}$  the do-validation bandwidth calculated with kernel  $K_{2r}$ , and  $C_{I,r} = \left( \frac{R(K)\mu_2^2(K_{2r})}{\mu_2^2(K)R(K_{2r})} \right)^{1/5}$ . The (direct) do-validation bandwidth with kernel  $K_{2r}$  is given by

$$\hat{h}_{DO,r} = C_r (\hat{h}_{L,r} + \hat{h}_{R,r}), \quad (22)$$

where

$$C_r = \left( \frac{R(K_{2r}) \mu_2^2(K_{L,2r})}{\mu_2^2(K_{2r}) R(K_{L,2r})} \right)^{1/5}. \quad (23)$$

Here  $K_{L,2r}$  is defined from equation (12) replacing  $K$  by  $K_{2r}$ . Also  $\hat{h}_{L,2r}$  and  $\hat{h}_{R,2r}$  are the crossvalidated bandwidths with kernels  $K_{L,2r}$  and  $K_{R,2r}$ , respectively. Now substituting (22) and (23) in (21) we get

$$\hat{h}_{IDO_r} = \left( \frac{R(K) \mu_2^2(K_{L,2r})}{\mu_2^2(K) R(K_{L,2r})} \right)^{1/5} (\hat{h}_{L,2r} + \hat{h}_{R,2r}). \quad (24)$$

Using again Theorem 1 in Mammen et al. (2011) one gets that

$$n^{3/10}(\widehat{h}_{IDO_r} - h_{ISE}) \rightarrow N(0, \sigma_{1,IDO}^2) \quad \text{in distribution,} \quad (25)$$

where  $\sigma_{IDO_r}^2$  is given by

$$\begin{aligned} \sigma_{IDO_r}^2 = & \frac{4}{25} R(K)^{-2/5} \mu_2^{-6/5}(K) R(f'')^{-8/5} V(f'') + \frac{1}{50} R(K)^{-7/5} \mu_2^{-6/5}(K) \\ & \times R(f'')^{-3/5} R(f) \int \left[ H(u) - \frac{R(K)}{R(K_{L,2r})} H_{IDO,r}(u) \right]^2 du \end{aligned} \quad (26)$$

with  $V(f'')$  and  $H(u)$  as above and

$$\begin{aligned} H_{IDO,r}(d_{L,2r}u) = & 2 \int K_{L,2r}(u+v) K_{L,2r}(v) dv + 2 \int K_{L,2r}(-u+v) K_{L,2r}(v) dv \\ & + 2 \int K_{L,2r}(u+v) v K'_{L,2r}(v) dv + 2 \int K_{L,2r}(-u+v) v K'_{L,2r}(v) dv \\ & - 2 [K_{L,2r}(u) + u K'_{L,2r}(u) + K_{L,2r}(-u) - u K'_{L,2r}(-u)], \\ d_{L,2r} = & \left( \frac{R(K)}{R(K_{L,2r})} \frac{\mu_2^2(K_{L,2r})}{\mu_2^2(K)} \right)^{-1/5}. \end{aligned}$$

We get a result that is similar to the findings in our discussion of indirect crossvalidation in Section 2. By increasing the order  $r$  ( $r = 2, 3, 4, \dots$ ) of the indirect kernel we get an incremental reduction in the asymptotic variance factor. Again, for  $r \rightarrow \infty$  the factor converges to the factor of indirect do-validation with Gaussian kernel. This can be shown as in Section 2. Figure 3 shows the factor as a function of  $r$ .

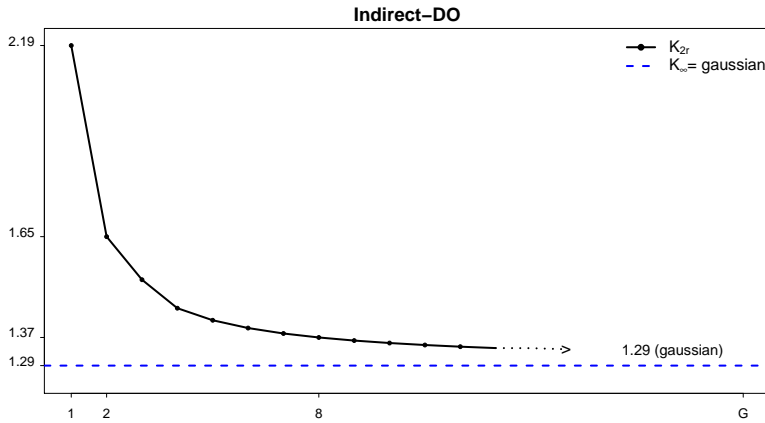


Figure 3: Asymptotic variance term for indirect do-validation with kernels  $K_{2r}$  when  $r \rightarrow \infty$ . The limit kernel is the Gaussian plotted with the discontinuous blue line.

One sees that the trick of indirect do-validation significantly improves on do-validation. Below we provide the resulting asymptotics for the indirect do-validation bandwidths,  $h_{IDO_r}$ , with  $r = 1, 2, 8$  and the Gaussian kernel, which is the limiting kernel as  $r \rightarrow \infty$ .

$$\begin{aligned}\sigma_{\text{DO}}^2 &= C_{f,K} \left\{ 4R(K) \frac{V(f'')}{R(f'')R(f)} + 2.19 \right\} \\ \sigma_{\text{IDO}_2}^2 &= C_{f,K_2} \left\{ 4R(K) \frac{V(f'')}{R(f'')R(f)} + 1.65 \right\} \\ \sigma_{\text{IDO}_8}^2 &= C_{f,K_2} \left\{ 4R(K) \frac{V(f'')}{R(f'')R(f)} + 1.37 \right\} \\ \sigma_{\text{IDO}_G}^2 &= C_{f,K_2} \left\{ 4R(K) \frac{V(f'')}{R(f'')R(f)} + 1.29 \right\}\end{aligned}$$

### 3.1 Simulation experiments about indirect do-validation

	Design 1					Design 2				
	$h_{ISE}$	$\hat{h}_{DO}$	$\hat{h}_{IDO_2}$	$\hat{h}_{IDO_8}$	$\hat{h}_{IDO_G}$	$h_{ISE}$	$\hat{h}_{DO}$	$\hat{h}_{IDO_2}$	$\hat{h}_{IDO_8}$	$\hat{h}_{IDO_G}$
$n = 100$										
$m_1$	2.328	3.052	3.038	2.999	2.989	3.477	4.949	5.141	5.504	5.723
$m_2$	1.876	2.204	2.211	2.172	2.143	1.989	2.642	2.703	2.761	2.757
$m_3$	0.000	1.324	1.058	1.058	1.060	0.000	1.277	1.385	1.646	1.832
$m_4$	0.000	1.902	2.290	2.745	3.041	0.000	3.389	4.080	5.171	5.808
$m_5$	0.000	0.583	0.603	0.616	0.633	0.000	0.914	0.999	1.139	1.204
$n = 200$										
$m_1$	1.417	1.803	1.788	1.776	1.775	2.307	2.930	2.925	3.011	3.108
$m_2$	1.098	1.402	1.373	1.341	1.313	1.372	1.663	1.651	1.668	1.693
$m_3$	0.000	0.900	0.833	0.851	0.880	0.000	0.748	0.755	0.893	1.029
$m_4$	0.000	1.116	1.414	1.760	2.022	0.000	1.607	1.865	2.421	2.859
$m_5$	0.000	0.516	0.532	0.563	0.581	0.000	0.632	0.667	0.750	0.826
$n = 500$										
$m_1$	0.731	0.903	0.889	0.878	0.876	1.208	1.439	1.439	1.442	1.458
$m_2$	0.465	0.559	0.553	0.537	0.532	0.648	0.775	0.773	0.771	0.777
$m_3$	0.000	0.750	0.690	0.667	0.688	0.000	0.526	0.543	0.568	0.601
$m_4$	0.000	0.418	0.618	0.836	0.990	0.000	0.679	0.832	1.058	1.258
$m_5$	0.000	0.464	0.470	0.483	0.500	0.000	0.500	0.524	0.552	0.601
$n = 1000$										
$m_1$	0.439	0.525	0.519	0.514	0.513	0.732	0.846	0.841	0.839	0.842
$m_2$	0.277	0.320	0.316	0.313	0.312	0.377	0.426	0.425	0.425	0.429
$m_3$	0.000	0.615	0.535	0.491	0.480	0.000	0.459	0.410	0.377	0.410
$m_4$	0.000	0.297	0.438	0.569	0.659	0.000	0.345	0.423	0.564	0.681
$m_5$	0.000	0.434	0.432	0.449	0.464	0.000	0.421	0.428	0.448	0.471

Table 4: *Simulation results about the indirect do-validation method with designs 1 and 2. We compare the original do-validated bandwidth,  $\hat{h}_{DO}$ , with three indirect versions  $\hat{h}_{IDO_2}$ ,  $\hat{h}_{IDO_8}$  and  $\hat{h}_{IDO_G}$  for kernels  $K_{2r}$  with  $r = 2, 8, \infty$ .*

Here we extend the simulation experiments carried out for indirect crossvalidation above

	Design 3					Design 4				
	$h_{ISE}$	$\hat{h}_{DO}$	$\hat{h}_{IDO_2}$	$\hat{h}_{IDO_8}$	$\hat{h}_{IDO_G}$	$h_{ISE}$	$\hat{h}_{DO}$	$\hat{h}_{IDO_2}$	$\hat{h}_{IDO_8}$	$\hat{h}_{IDO_G}$
$n = 100$										
$m_1$	4.448	11.283	11.597	11.532	11.328	4.842	6.462	6.483	6.536	6.601
$m_2$	2.231	3.885	3.774	3.904	3.960	2.644	3.246	3.209	3.208	3.216
$m_3$	0.000	4.913	4.996	4.913	4.782	0.000	0.943	0.941	1.021	1.027
$m_4$	0.000	10.198	10.687	10.793	10.661	0.000	3.352	3.619	4.019	4.300
$m_5$	0.000	1.943	1.943	1.943	1.943	0.000	0.894	0.944	1.000	1.027
$n = 200$										
$m_1$	2.830	3.799	3.997	4.207	4.391	3.100	3.940	3.955	3.956	3.984
$m_2$	1.343	2.288	2.560	2.624	2.630	1.657	2.032	2.018	1.983	1.980
$m_3$	0.000	0.811	0.941	1.256	1.368	0.000	0.774	0.797	0.830	0.871
$m_4$	0.000	1.895	2.307	2.899	3.345	0.000	2.147	2.371	2.670	2.904
$m_5$	0.000	0.734	0.896	1.085	1.159	0.000	0.794	0.853	0.912	0.922
$n = 500$										
$m_1$	1.540	1.757	1.751	1.767	1.798	1.687	1.967	1.956	1.961	1.974
$m_2$	0.685	0.815	0.806	0.808	0.829	0.767	0.882	0.877	0.873	0.870
$m_3$	0.000	0.397	0.390	0.417	0.458	0.000	0.491	0.456	0.511	0.548
$m_4$	0.000	0.545	0.627	0.839	1.036	0.000	0.973	1.108	1.368	1.546
$m_5$	0.000	0.438	0.440	0.498	0.531	0.000	0.587	0.587	0.617	0.632
$n = 1000$										
$m_1$	0.943	1.044	1.039	1.039	1.045	1.060	1.174	1.169	1.175	1.183
$m_2$	0.405	0.449	0.450	0.454	0.462	0.491	0.534	0.523	0.518	0.517
$m_3$	0.000	0.300	0.274	0.270	0.281	0.000	0.322	0.315	0.326	0.345
$m_4$	0.000	0.206	0.279	0.408	0.517	0.000	0.544	0.662	0.870	1.008
$m_5$	0.000	0.368	0.368	0.400	0.435	0.000	0.470	0.470	0.498	0.502

Table 5: *Simulation results about the indirect do-validation method with designs 3 and 4. We compare the original do-validated bandwidth,  $\hat{h}_{DO}$ , with three indirect versions  $\hat{h}_{IDO_2}$ ,  $\hat{h}_{IDO_8}$  and  $\hat{h}_{IDO_G}$  for kernels  $K_{2r}$  with  $r = 2, 8, \infty$ .*

with the just defined indirect do-validation method. We evaluate the finite sample performance of highing the orders of the indirect kernel for do-validation and compare with the former do-validation and the optimal ISE bandwidth ( $h_{ISE}$ ). We consider in the study three possible indirect do-validation bandwidths:  $\hat{h}_{IDO_2}$ ,  $\hat{h}_{IDO_8}$  and  $\hat{h}_{IDO_G}$ , which comes from using as the kernel  $K$  the Epanechnikov kernel and as kernel  $L$  the higher order polynomial kernel,  $K_{2r}$  defined in (5), for  $r = 2, 8, \infty$  (with  $K_\infty$  being the Gaussian kernel). Again we consider the six density estimation problems showed in Figure 2 and the five performance measures defined in (6)-(10).

Tables 4, 5 and 6 show the simulation results. As we saw for indirect classical crossvalidation, the finite sample bias ( $m_4$ ) is consistently increasing when highing the order of the indirect kernel. However, this increase in bias is offset by a decrease in volatility ( $m_2$ ). This is consistently over sample size and design and follow the results we saw in the previous section for classical crossvalidation. However, when it comes to the overall average integrated squared error performance the impression is less clear. Sometimes increasing

	Design 5					Design 6				
	$h_{ISE}$	$\hat{h}_{DO}$	$\hat{h}_{IDO_2}$	$\hat{h}_{IDO_8}$	$\hat{h}_{IDO_G}$	$h_{ISE}$	$\hat{h}_{DO}$	$\hat{h}_{IDO_2}$	$\hat{h}_{IDO_8}$	$\hat{h}_{IDO_G}$
$n = 100$										
$m_1$	3.356	4.437	4.509	4.533	4.539	3.633	4.972	5.036	5.136	5.211
$m_2$	1.383	1.566	1.534	1.476	1.446	1.617	1.911	1.884	1.850	1.817
$m_3$	0.000	1.061	1.137	1.185	1.185	0.000	1.000	1.031	1.078	1.157
$m_4$	0.000	5.434	6.041	6.557	6.721	0.000	5.794	6.305	6.913	7.317
$m_5$	0.000	0.999	0.999	1.021	1.042	0.000	1.042	1.084	1.131	1.174
$n = 200$										
$m_1$	2.293	3.008	3.036	3.054	3.063	2.387	3.206	3.250	3.310	3.362
$m_2$	0.864	1.002	0.984	0.918	0.896	0.955	1.242	1.270	1.272	1.273
$m_3$	0.000	1.029	1.050	1.048	1.065	0.000	0.971	1.006	1.052	1.086
$m_4$	0.000	4.331	4.707	5.149	5.378	0.000	4.163	4.508	5.018	5.386
$m_5$	0.000	0.923	0.923	0.977	0.999	0.000	0.975	0.999	1.067	1.090
$n = 500$										
$m_1$	1.287	1.668	1.678	1.695	1.710	1.355	1.694	1.700	1.718	1.738
$m_2$	0.520	0.550	0.537	0.520	0.512	0.495	0.621	0.617	0.604	0.596
$m_3$	0.000	0.911	0.958	0.990	1.027	0.000	0.712	0.714	0.709	0.750
$m_4$	0.000	3.211	3.449	3.820	4.046	0.000	2.430	2.624	2.935	3.148
$m_5$	0.000	0.875	0.928	0.951	0.976	0.000	0.751	0.751	0.786	0.800
$n = 1000$										
$m_1$	0.844	1.016	1.023	1.036	1.050	0.892	1.030	1.031	1.043	1.056
$m_2$	0.357	0.396	0.393	0.381	0.374	0.304	0.334	0.327	0.318	0.315
$m_3$	0.000	0.612	0.632	0.717	0.771	0.000	0.509	0.480	0.492	0.543
$m_4$	0.000	1.868	2.064	2.387	2.605	0.000	1.448	1.580	1.878	2.077
$m_5$	0.000	0.718	0.728	0.775	0.799	0.000	0.600	0.595	0.638	0.684

Table 6: *Simulation results about the indirect do-validation method with designs 5 and 6. We compare the original do-validated bandwidth,  $\hat{h}_{DO}$ , with three indirect versions  $\hat{h}_{IDO_2}$ ,  $\hat{h}_{IDO_8}$  and  $\hat{h}_{IDO_G}$  for kernels  $K_{2r}$  with  $r = 2, 8, \infty$ .*

the order of the indirect kernel improves results, sometimes it does not. Overall, the indirect do-validation methods perform more or less the same. Therefore, for do-validation the decrease in volatility ( $m_2$ ) and the increase ( $m_4$ ) seem to be effects of similar size overall. So, the estimators have similar averaged ISE behavior, but they are quite different, when it comes to their bias/variance trade offs. Therefore, also for indirect do-validation it looks quite promising to take in a collection of indirect do-validated bandwidth selectors and use them for our median bandwidth selector that will be introduced in the next section.

## 4 A comparison to plug-in density estimation

In this section, for completeness, we first state asymptotics for the plug-in bandwidth selector. It holds for symmetric kernel  $K$  that

$$n^{3/10}(\hat{h}_{PI} - h_{ISE}) \rightarrow N(0, \sigma_{PI}^2) \quad \text{in distribution,} \quad (27)$$



where

$$\sigma_{PI}^2 = \frac{4}{25}R(K)^{-2/5}\mu_2^{-6/5}(K)R(f'')^{-8/5}V(f'') + \frac{1}{50}R(K)^{-7/5}\mu_2^{-6/5}(K) \times R(f'')^{-3/5}R(f) \int H(u)^2 du, \quad (28)$$

with  $V(f'')$  and  $H(u)$  as above, see e.g. Mammen et al. (2011).

The simulation results for the plug-in method will be described in the next subsection at the same time as we introduce a new bandwidth estimator. To allow for direct comparison with Mammen et al. (2011) we have implemented their refined plug-in estimator which followed the proposals of Sheather and Jones (1991) and Park and Marron (1990). We refer the reader to this former paper for more details.

	Design 1			Design 2			Design 3		
	$h_{ISE}$	$\hat{h}_{PI}$	median	$h_{ISE}$	$\hat{h}_{PI}$	median	$h_{ISE}$	$\hat{h}_{PI}$	median
$n = 100$									
$m_1$	2.328	2.905	2.996	3.477	7.703	5.488	4.448	14.022	11.514
$m_2$	1.876	2.034	2.162	1.989	1.737	2.733	2.231	0.797	3.905
$m_3$	0.000	0.972	1.066	0.000	4.087	1.626	0.000	5.995	4.913
$m_4$	0.000	3.467	2.864	0.000	9.654	5.189	0.000	14.317	11.8005
$m_5$	0.000	0.666	0.666	0.000	1.301	1.136	0.000	1.943	1.943
$n = 200$									
$m_1$	1.417	1.725	1.782	2.307	4.916	3.046	2.830	12.034	4.204
$m_2$	1.098	1.215	1.338	1.372	1.360	1.678	1.343	0.657	2.603
$m_3$	0.000	0.750	0.839	0.000	3.410	0.958	0.000	7.391	1.239
$m_4$	0.000	2.814	2.026	0.000	7.498	2.582	0.000	12.857	2.934
$m_5$	0.000	0.581	0.564	0.000	1.212	0.790	0.000	2.126	1.071
$n = 500$									
$m_1$	0.731	0.857	0.884	1.208	2.408	1.470	1.540	7.752	1.791
$m_2$	0.465	0.513	0.540	0.648	0.858	0.784	0.685	0.729	0.819
$m_3$	0.000	0.569	0.667	0.000	2.295	0.617	0.000	9.107	0.458
$m_4$	0.000	1.877	1.125	0.000	5.330	1.277	0.000	9.629	0.967
$m_5$	0.000	0.518	0.518	0.000	1.052	0.632	0.000	1.998	0.532
$n = 1000$									
$m_1$	0.439	0.506	0.519	0.732	1.331	0.857	0.943	4.918	1.052
$m_2$	0.277	0.311	0.316	0.377	0.559	0.440	0.405	0.628	0.464
$m_3$	0.000	0.474	0.533	0.000	1.787	0.479	0.000	8.447	0.319
$m_4$	0.000	1.437	0.850	0.000	4.001	0.783	0.000	7.699	0.539
$m_5$	0.000	0.483	0.483	0.000	0.946	0.473	0.000	1.801	0.435

Table 7: *Simulation study about the plug-in method and the median estimator for designs 1 to 3.*

#### 4.1 Combination of bandwidth selectors: a median estimator

In this section we take advantage of the lessons learned in the above sections on indirect crossvalidation, indirect do-validation and indirect plug-in estimation. We learned that

	Design 4			Design 5			Design 6		
	$h_{ISE}$	$\hat{h}_{PI}$	median	$h_{ISE}$	$\hat{h}_{PI}$	median	$h_{ISE}$	$\hat{h}_{PI}$	median
$n = 100$									
$m_1$	4.842	8.259	6.544	3.356	4.623	4.536	3.633	5.648	5.143
$m_2$	2.644	3.544	3.216	1.383	1.362	1.468	1.617	1.471	1.847
$m_3$	0.000	1.962	1.010	0.000	1.220	1.215	0.000	1.415	1.084
$m_4$	0.000	7.543	4.095	0.000	7.681	6.581	0.000	9.586	6.973
$m_5$	0.000	1.316	1.001	0.000	1.084	1.042	0.000	1.174	1.136
$n = 200$									
$m_1$	3.100	5.250	3.964	2.293	3.394	3.056	2.387	4.299	3.318
$m_2$	1.657	2.176	1.986	0.864	0.805	0.917	0.955	0.988	1.271
$m_3$	0.000	1.818	0.831	0.000	1.348	1.048	0.000	1.772	1.059
$m_4$	0.000	6.298	2.750	0.000	7.629	5.191	0.000	9.620	5.071
$m_5$	0.000	1.223	0.917	0.000	1.130	0.977	0.000	1.380	1.070
$n = 500$									
$m_1$	1.687	2.797	1.970	1.287	2.200	1.697	1.355	2.956	1.721
$m_2$	0.767	1.058	0.872	0.520	0.474	0.521	0.495	0.510	0.603
$m_3$	0.000	1.480	0.533	0.000	1.689	1.000	0.000	2.348	0.712
$m_4$	0.000	4.828	1.455	0.000	7.253	3.848	0.000	9.022	2.970
$m_5$	0.000	1.058	0.617	0.000	1.229	0.952	0.000	1.380	0.786
$n = 1000$									
$m_1$	1.060	1.757	1.183	0.844	1.531	1.038	0.892	2.207	1.045
$m_2$	0.491	0.631	0.518	0.357	0.318	0.380	0.304	0.344	0.317
$m_3$	0.000	1.462	0.352	0.000	1.886	0.721	0.000	2.891	0.504
$m_4$	0.000	4.099	0.970	0.000	6.356	2.427	0.000	8.322	1.907
$m_5$	0.000	1.002	0.528	0.000	1.191	0.775	0.000	1.630	0.650

Table 8: *Simulation study about the plug-in method and the median estimator for designs 4 to 6.*

all these estimators were different giving us the idea that a median of estimators might perform very well. In this section we define the median estimator as the median of 13 bandwidth values, where 8 are crossvalidated bandwidths and 5 are identical values that are equal to the outcome of the plug-in estimator. The crossvalidated bandwidths are our four choices of cross-validated bandwidths and our four choices of do-validated bandwidths. We also tried other combinations. The median here had the best performance with other combinations being very close in performance. A comparison between the plug-in method and our median estimator is provided in Tables 7 and 8. As a benchmark we include the ISE optimal bandwidth. The median behaves very well on all measures. However, the performance of the median estimator is so close to the performance of the do-validated estimator that we finally prefer the latter do-validated estimator in the end. The do-validated estimator is simpler to calculate and simpler to generalize to more complicated settings.

## References

- Cheng, M.Y., 1997a. Boundary-aware estimators of integrated squared density derivatives. *Journal of the Royal Statistical Society Ser. B*, **50**, 191–203.
- Cheng, M.Y., 1997b. A bandwidth selector for local linear density estimators. *The Annals of Statistics*, **25**, 1001–1013.
- Gámiz-Pérez, M.L., Martínez-Miranda, M.D., Nielsen, J.P., 2012. Smoothing survival densities in practice. To appear in *Computational Statistics and Data Analysis*.
- Hart, J.D., Lee, C.-L., 2005. Robustness of one-sided cross-validation to autocorrelation. *Journal of Multivariate Statistics*, **92**, 77–96.
- Hart, J.D., Yi, S., 1998. One-Sided Cross-Validation. *Journal of the American Statistical Association*, **93**, 620–631.
- Jones, M.C., 1993. Simple boundary correction in kernel density estimation. *Statistics and Computing*, **3**, 135–146.
- Mammen, E., Martínez-Miranda, M.D., Nielsen, J.P., Sperlich, S., 2011. Do-validation for kernel density estimation, *Journal of the American Statistical Association*, **106**, 651–660.
- Martínez-Miranda, M.D., Nielsen, J.P., Sperlich, S., 2009. One sided crossvalidation for density estimation with an application to operational risk. In *Operational Risk Towards Basel III: Best Practices and Issues in Modelling. Management and Regulation*, ed. G.N. Gregoriou; John Wiley and Sons, Hoboken, New Jersey.
- Oliveira, M., Crujeiras, R.M., Rodríguez-Casal, A., 2012. A plug-in rule for bandwidth selection in circular density estimation, *Computational Statistics and Data Analysis*, **56** (12), 3898–3908.
- Park, B.U., Marron, J.S., 1990. Comparison of Data-Driven Bandwidth Selectors. *Journal of the American Statistical Association*, **85**, 66–72.
- Savchuk, O.Y., Hart, J.D., Sheather S.J., 2010a. Indirect crossvalidation for Density Estimation. *Journal of the American Statistical Association*, **105**, 415–423.
- Savchuk, O.Y., Hart, J.D., Sheather S.J., 2010b. An empirical study of indirect crossvalidation for Density Estimation. *IMS Lecture Notes - Festschrift for Tom Hettmansperger*.
- Sheather, S.J., Jones, M.C., 1991. A reliable data-based bandwidth selection method for kernel density estimation. *Journal of the Royal Statistical Society, Ser. B*, **53**, 683–690.
- Soni, P., Dewan, I., Jain, K., 2012. Nonparametric estimation of quantile density function. *Computational Statistics and Data Analysis*, **56** (12), 3876–3886.