

Propagator poles and an emergent stable state below threshold: general discussion and the $E(38)$ state

Francesco Giacosa and Thomas Wolkanowski
*Institut für Theoretische Physik, Johann Wolfgang Goethe - Universität
 Max von Laue-Str. 1, D-60438 Frankfurt am Main, Germany*

October 16, 2018

Abstract

In the framework of a simple quantum field theory describing the decay of a scalar state into two (pseudo)scalar ones we study the pole(s) motion(s) of its propagator: besides the expected pole on the second Riemann sheet, we find – for a large enough coupling constant – a second, additional pole on the first Riemann sheet below threshold, which corresponds to a stable state. We then perform a numerical study for a hadronic system in which a scalar particle couples to pions. We investigate under which conditions a stable state below the two-pion threshold can emerge. In particular, we study the case in which this stable state has a mass of 38 MeV, which corresponds to the recently claimed novel scalar state $E(38)$. Moreover, we also show that the resonance $f_0(500)$ and the stable state $E(38)$ could be two different manifestations of the same ‘object’. Finally, we also estimate the order of magnitude of its coupling to photons.

In this Letter we study the propagator, its poles and the spectral function of a scalar state S which interacts with a (pseudo)scalar field φ as described in the following Lagrangian [1, 2]:

$$\mathcal{L} = \frac{1}{2}(\partial_\mu S)^2 - \frac{1}{2}M_0^2 S^2 + \frac{1}{2}(\partial_\mu \varphi)^2 - \frac{1}{2}m^2 \varphi^2 + gS\varphi^2. \quad (1)$$

The propagator of the field S is dressed by loops of φ -particles. The contribution of one loop is evaluated using the standard Feynman rules,

$$\Sigma(p^2) = -i \int \frac{d^4 q}{(2\pi)^4} \frac{\phi^2(q)}{\left[\left(\frac{p}{2} + q\right)^2 - m^2 + i\varepsilon\right] \left[\left(\frac{p}{2} - q\right)^2 - m^2 + i\varepsilon\right]}, \quad (2)$$

where the function $\phi(q)$ has been introduced to regularize the integral. (Formally, it can be included at the Lagrangian level by rendering it nonlocal, see Refs. [3, 4, 5, 6, 7] and references therein). Here we adopt the choice $\phi(q) = \tilde{\phi}(\mathbf{q}^2) = (1 + \mathbf{q}^2/\Lambda^2)^{-1}$ [2], where Λ sets the energy scale at which the loop contribution gets suppressed. It should be stressed that the precise form of the cutoff function affects the results only marginally, as long as it falls off sufficiently fast to guarantee convergence.

Upon resummation of the one-loop contributions, the propagator of S takes the form

$$G_S(p^2) = \left[p^2 - M_0^2 + (\sqrt{2}g)^2 \Sigma(p^2) + i\varepsilon \right]^{-1}. \quad (3)$$

The spectral function of the state S is obtained as the imaginary part of the propagator as [2, 8, 9, 10]

$$d_S(x = \sqrt{p^2}) = \frac{2x}{\pi} \left| \lim_{\varepsilon \rightarrow 0^+} \text{Im}[G_S(x^2)] \right|. \quad (4)$$

As a consequence of the Källén–Lehmann representation, the normalization $\int_0^\infty d_S(x) dx = 1$ holds.

We first describe the general qualitative features of our results, which are independent on numerical details. We assume that the (bare) mass M_0 lies well above the threshold $2m$, thus implying that the decay into $\varphi\varphi$ is kinematically allowed. As soon as the coupling constant g does not vanish, the propagator (3) is a multivalued analytic function for the complex variable $z = \sqrt{p^2}$. The resonance corresponding to the field S is related to a pole on the (unphysical) second Riemann sheet. We denote this pole as

$$z_{\text{II}} = M_{\text{pole}} - i\Gamma_{\text{pole}}/2, \quad (5)$$

where M_{pole} is usually referred to as the pole mass of the resonance S .

Clearly, for $g \rightarrow 0$ one has $M_{\text{pole}} \rightarrow M_0$ and $\Gamma_{\text{pole}} \rightarrow 0$. When varying the coupling constant g a trajectory in the complex plane is generated, see the dashed line in Fig. 1 for a numerical example and the discussion below. Note, for small values of g the decay width Γ_{pole} obtained from Eq. (5) is reproduced very well by the tree-level result $\Gamma_{S\varphi\varphi}(M_{\text{pole}})$, where the tree-level decay function $\Gamma_{S\varphi\varphi}(x)$ reads $\Gamma_{S\varphi\varphi}(x) = \frac{\sqrt{x^2/4 - m^2}}{8\pi x^2} (\sqrt{2}g)^2 \tilde{\phi}^2(x^2/4 - m^2)$. In this regime the spectral function $d_S(x)$ is well approximated by a Breit–Wigner function, see Fig. 2 (solid curve) for a typical Breit–Wigner shaped resonance. However, for increasing coupling (even sizable) distortions arise [2]. Note, departures from Breit–Wigner also imply a non-exponential decay when the time evolution of the unstable state is studied [11, 12]. This is the quantum field theoretical counterpart of a general quantum phenomenon, see for example Refs. [14, 15].

Besides the pole (5), other poles may exist on the II-Riemann sheet, which however have practically no influence on the determination of the properties of the resonance S . Interestingly, for moderate values of the coupling constant g there is a pole on the real axis below threshold. This pole, although not important for the phenomenology of the resonance, moves for increasing g along the real axis towards the threshold value $2m$. Then, for the coupling constant g exceeding a critical value g_* , this pole disappears from the II-Riemann sheet, but appears on the real axis below threshold on the I-Riemann sheet. We denote this newly emerged pole on the first sheet as

$$z_{\text{I}} = \tilde{M} - i\varepsilon \text{ with } \tilde{M} < 2m \text{ (for } g \geq g_* \text{ only)}. \quad (6)$$

The pole z_{I} changes considerably the physical properties of the system: namely, it corresponds to a stable state below threshold. Thus, for $g \geq g_*$ there are two relevant poles on the Riemann manifold: the standard resonance pole on the second sheet of Eq. (5) and the additional ‘stable state’ pole from Eq. (6) on the first sheet. The spectral function in the presence of the additional pole below threshold takes the form

$$d_S(x) = Z\delta(x - \tilde{M}) + d_{\text{a.t.}}(x), \quad (7)$$

where $d_{\text{a.t.}}(x)$ (a.t. stands for above threshold) vanishes for $x < 2m$. The quantity Z is nonzero for $g \geq g_*$ and its explicit form is given by

$$Z = \left[1 + (\sqrt{2}g)^2 \left(\frac{\partial \Sigma(x^2)}{\partial x^2} \right)_{x^2 = \tilde{M}^2} \right]^{-1}. \quad (8)$$

The full spectral function $d_S(x)$ is still normalized to 1, implying that $Z + \int_{2m}^{\infty} d_{\text{a.t.}}(x)dx = 1$.

The emergence of additional poles was described in the literature (usually connected to light scalar mesons), e.g. Refs. [16, 17, 18, 19]. As described in detail in Ref. [19], besides a massive ‘seed’ pole, a second pole on the second Riemann sheet with a smaller real part exists. The movement of this pole in the complex plane is peculiar: for small values of (their) coupling constant, its imaginary part is very large. Then, by increasing the coupling, both the imaginary and the real part of this additional pole become smaller. Eventually, for a coupling large enough, a stable state below threshold is obtained. It should be stressed that the pole we obtain out of our Lagrangian (1) has very different properties: namely, as described above, it is situated on the real axis of the second sheet for small and intermediate values of the coupling, then vanishes for a coupling large enough by slipping into the branch cut and appears on the real axis of the first sheet.

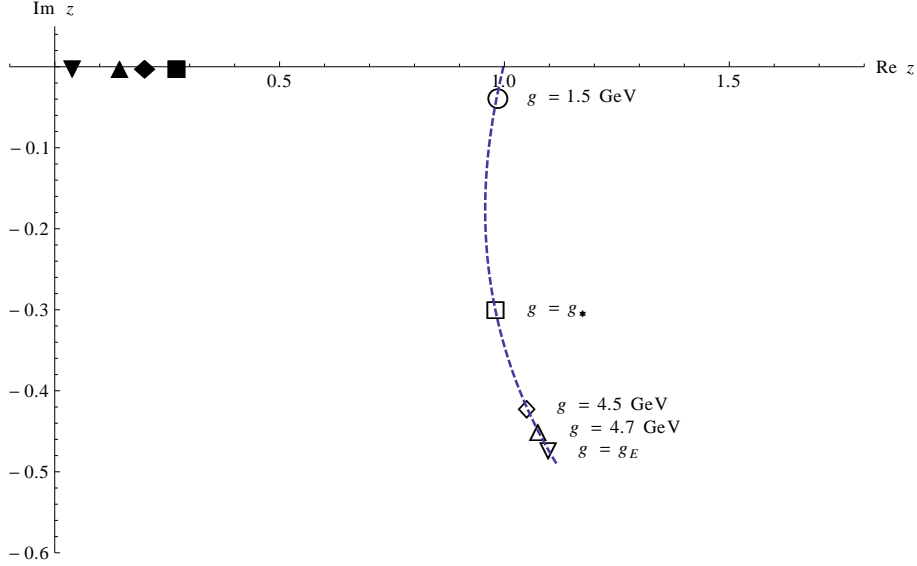


Figure 1: The trajectory (dashed line) of the second-sheet pole z_{II} (Eq. (5)) obtained by varying the coupling constant g is shown for the numerical values in Eq. (9). For some examples (white markers along the dashed line) the value of g is reported. When existent, we have also shown – using the same form of the markers – the first-sheet pole z_{I} (Eq. (6)) lying on the real axis below threshold. For instance, in the case $g = g_E$ the pole z_{I} corresponds to a stable state with the mass $\tilde{M} = 38$ MeV.

We now turn to some numerical calculations in order to show some explicit examples of the described properties. For illustrative purposes we use the following numerical values, which are typical in hadronic theories [20, 21]:

$$M_0 = 1 \text{ GeV} , \Lambda = 1.5 \text{ GeV} , m = m_{\pi^0} = 0.135 \text{ GeV} . \quad (9)$$

Thus, the threshold $2m$ corresponds to the minimal energy threshold of QCD, namely that of two pions. Note, the choice of $M_0 = 1$ GeV in Eq. (9) is not linked to a resonance listed in the Particle Data Group (PDG) [22]. It corresponds to a hypothetical resonance with a mass of about 1 GeV which couples strongly to pions. This resonance is supposed to be a hadronic state made of quarks and gluons (eventually a broad tetraquark state), but in the present framework it serves just as a tool to test our approach.

When varying the value of the coupling constant g from small to large values, the position of the resonance pole z_{II} defines a trajectory on the II-Riemann sheet, which is depicted in Fig. 1 (dashed line). Moreover, for $g \geq g_* = 3.739$ GeV the first-sheet (alias bound-state) pole $z_{\text{I}} = \tilde{M} - i\varepsilon$ is also present and its position for some values of g is shown.

In particular, we have shown in Fig. 1 also the case $g = g_E = 4.877$ GeV $> g_*$ for which the mass of the stable state on the first sheet reads $z_{\text{I}} = \tilde{M} - i\varepsilon = (38 - i\varepsilon)$ MeV. Quite interestingly, in Ref. [23] E. van Beveren and G. Rupp discuss the possible existence of a new boson with a mass of 38 MeV, called $E(38)$, by a reanalysis of BABAR data [24] for the process $e^+e^- \rightarrow \Upsilon(1, 2^3S_1)\pi^+\pi^- \rightarrow l^+l^-\pi^+\pi^-$ where Υ stands for a bottomonium state and l for a lepton. Namely, they argue that a light bosonic state with a mass of 38 MeV is emitted from the decay of the bottomonium, resulting in a missing mass for the process described above. This hypothetical boson with a mass of 38 MeV then further decays into photons. In Ref. [25] the same authors discuss the data of the COMPASS experiment [26, 27], which allegedly add evidence in favour of the existence of $E(38)$ and confirms the decay $E(38) \rightarrow \gamma\gamma$. This results have been disputed in a comment by the COMPASS collaboration [28]; later on, E. van Beveren and G. Rupp replied to the comment [29]. Recently, experimental results from the JINR Nuclotron

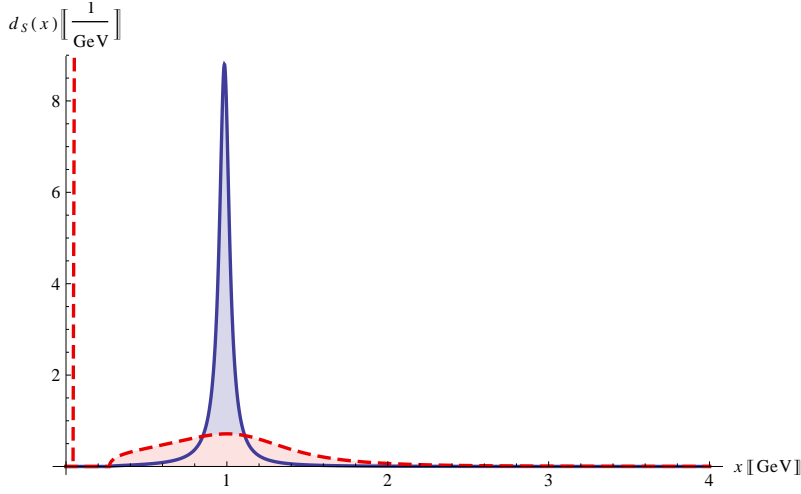


Figure 2: The spectral function of the state S for two different values of the coupling constant is shown for the numerical values in Eq. (9). The solid (blue) curve corresponds to $g = 1.5$ GeV: the second-sheet pole is $z_{\text{II}} = (0.985 - i0.038)$ GeV. A typical Breit–Wigner form is visible. The dashed (red) curve corresponds to $g = g_E$, for which the second-sheet pole $z_{\text{II}} = (1.096 - i0.472)$ GeV lies deep in the lower half plane. Being $g_E > g_*$, there is also the first-sheet pole $z_{\text{I}} = (0.038 - i\varepsilon)$ GeV. The spectral function shows a stable δ -peak for 0.038 GeV and a broad enhancement above threshold.

from DUBNA claiming the verification of the existence of the $E(38)$ state have been reported in Ref. [30], in which (utterly different) nuclear reactions involving two photons in the final state have been studied (presently the work of Dubna is under revision by the authors).

It must be stressed that our main interest is the theoretical description of the emergence of an additional pole below threshold, independently on the existence of the putative state $E(38)$; moreover, the issue about the existence of $E(38)$ is only at its first stage and confirmation is needed. It could well be that this state is not existent. Nevertheless, due to the fact that within our simple quantum field theoretical approach we can naturally accommodate a pole below threshold, it is amusing and interesting to investigate this numerical example in more details. We thus show in Fig. 2 the spectral function of the state S for two values of g . For the small value $g = 1.5$ GeV there is no pole on the first Riemann sheet and the spectral function has a typical 70 MeV broad Breit–Wigner form centered at about $M_0 = 1$ GeV. For the case $g = g_E$ the pole z_{I} on the first sheet is present. The spectral function has the form of Eq. (7) with $Z = 0.28$. Below threshold there is a δ -type peak for $M = 38$ MeV, above threshold there is a very broad and flat enhancement centered at about 1 GeV. It is clear that such a structure would be very hard to detect: its influence on $\varphi\varphi$ (alias pion-pion) scattering is expected to be very small, thus also explaining why this hypothetical broad state could not be observed experimentally. Indeed, the coupling of S to pions is large but not unrealistic: $g_\pi = g_E/\sqrt{3} = 2.816$ GeV, where $\sqrt{3}$ takes into account isospin symmetry, not included in our Lagrangian. A possibility could be a broad tetraquark state, for which the coupling constant is of the same order [31].

A quite interesting and remarkable result follows when testing other values for M_0 . Namely, one of the most famous mesonic resonances is the lightest scalar meson $f_0(500)$. In the new version of the PDG the pole of this resonance is estimated as $(0.40\text{--}0.55) - i(0.20\text{--}0.35)$ GeV [22]. It is then natural to ask if we could assign the $f_0(500)$ resonance to our state S and at the same time describe the stable state $E(38)$. Indeed, by simply changing the mass to $M_0 = 0.45$ GeV we obtain the first-sheet pole $z_{\text{I}} = (0.038 - i\varepsilon)$ GeV for $g = g_E = 2.189$ GeV. The second-sheet pole reads $z_{\text{II}} = (0.427 - i0.371)$ GeV, which is *remarkably* close to the range given above. We summarize the results of this study in Fig. 3, in which both the z_{II} pole trajectory and the spectral function for $g = g_E$ are shown. It is

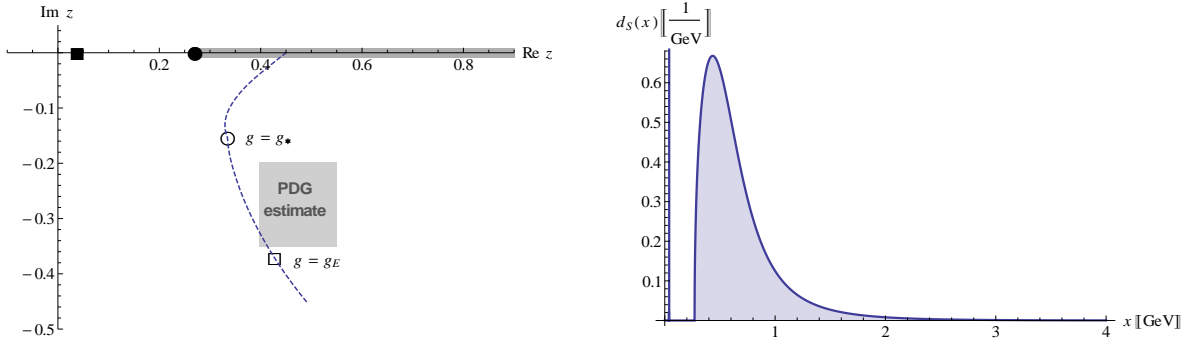


Figure 3: Left: z_{II} pole trajectory for $M_0 = 0.45$ GeV. The critical value is here given by $g_* = 1.399$ GeV. For $g = g_E = 2.189$ GeV the first-sheet pole $z_I = (0.038 - i\varepsilon)$ GeV is obtained. In the shadowed rectangular the ranges of the PDG estimate for the $f_0(500)$ pole is reported: it is visible that the z_{II} pole (white square) lies very close to it. Right: spectral function $d_S(x)$ for the same numerical values. Here $Z = 0.68$, showing that the pole below threshold gives the dominant contribution to the spectral function.

therefore conceptually possible to link the states $f_0(500)$ and $E(38)$. It is worth to mention that there are indeed phenomenological models in which the state $f_0(500)$ is interpreted as a tetraquark state and where the theory reduces to a Lagrangian of the type (1) when only the pion-pion channel is studied [31, 32, 33]. Surely, more advanced investigations in this direction should go beyond our simple model, like testing different cutoff functions and taking into account other interaction forms, e.g. some that include derivatives [34]. Most important, one should also include chiral symmetry. Nevertheless, the possibility to describe $f_0(500)$ and $E(38)$ in an unified framework is intriguing.

An important aspect which needs a more detailed discussion is the validity of the employed one-loop approximation for the purposes described in this work, i.e. the emergence of a pole below threshold. It should be noted that the used one-loop approximation has been resummed, that is a class of diagrams (the one-loop of φ -fields) has been considered up to order infinity. One should investigate the quantitative role that (resummed) higher order diagrams have, the first of which is the self-energy diagram where a particle of the S -type is exchanged by the two φ -particles circulating in the loop. This two-loop calculation represents a (hard) task for the future. In the Appendix we describe a simpler calculation which helps to shed light on the role of higher order processes: the vertex correction for the decay process. In this way it is possible to understand when the dimensionful coupling constant g can be regarded as small or not. We find that, for the numerical examples described above, the role of higher order diagrams is negligible (at least as a first approximation) also for values of g exceeding the critical value g_* necessary for the emergence of the stable pole below threshold. Thus, the inclusion of higher order contributions, while surely important for a more quantitative analysis, is not expected to change the qualitative picture described here.

As a last subject of this work we describe the coupling to photons. To this end we add to the Lagrangian the following interaction term:

$$\mathcal{L}_{\gamma\gamma} = c_{\gamma\gamma} S F_{\mu\nu} F^{\mu\nu}, \quad (10)$$

where $F^{\mu\nu} = \partial^\mu A^\nu - \partial^\nu A^\mu$ and A^μ is the photon field. The tree-level decay width (as function of the running mass x) reads $\Gamma_{S \rightarrow \gamma\gamma}(x) = c_{\gamma\gamma}^2 x^3 / 4\pi$. Now, $c_{\gamma\gamma}$ is surely not zero because S , being made of quarks, can couple also to photons. However, its precise value is unknown. Usually, the typical order of magnitude for $\gamma\gamma$ decays of mesonic states amounts to some keV.

For $g \geq g_*$ there is, as described above, a (hadronic) stable state below threshold. This state can however decay into photons. In order to evaluate the $\gamma\gamma$ decay width the redefinition $S \rightarrow \sqrt{Z}S$

is necessary to guarantee the correct residuum of the propagator. Referring for example to the case $g = g_E$ with $z_I = (0.038 - i\varepsilon)$ GeV we find for the numerical values of Eq. (9):

$$\Gamma_{E(38) \rightarrow \gamma\gamma} = Z c_{\gamma\gamma}^2 \frac{\tilde{M}^3}{4\pi} = Z \left(\frac{\tilde{M}}{M_0} \right)^3 \Gamma_{S \rightarrow \gamma\gamma}(M_0 = 1 \text{ GeV}) = 1.55 \cdot 10^{-5} \Gamma_{S \rightarrow \gamma\gamma}(M_0 = 1 \text{ GeV}) . \quad (11)$$

Assuming that $\Gamma_{S \rightarrow \gamma\gamma}(M_0 = 1 \text{ GeV})$ is of the order of 10 keV, we obtain that

$$\Gamma_{E(38) \rightarrow \gamma\gamma} \simeq 10^{-4} \text{ keV} , \quad (12)$$

which is a very small value. If, instead, we study the case of $M_0 = 0.45 \text{ GeV}$ and $g = g_E = 2.189 \text{ GeV}$ we obtain $\Gamma_{E(38) \rightarrow \gamma\gamma} = 4.1 \cdot 10^{-4} \Gamma_{f_0(500) \rightarrow \gamma\gamma}$. Using the value $\Gamma_{f_0(500) \rightarrow \gamma\gamma} \simeq 1 \text{ keV}$ (see the list of results in [22]) one gets $\Gamma_{E(38) \rightarrow \gamma\gamma} \simeq 4.1 \cdot 10^{-4} \text{ keV}$, which is similar to the previous estimate.

In conclusions, we have presented a simple quantum field theoretical model involving scalar particles and studied the poles in the first and second Riemann sheet. We have shown that for a coupling constant large enough one obtains, in addition to the standard resonance pole on the second sheet, also a pole below threshold on the first sheet. The latter corresponds then to an emergent stable state. We have studied this system using the numerical values typical for a hadronic system and have shown that the appearance of the additional stable state is realistic (Fig. 1 and 2). In particular, we have studied the case in which a hadronic stable resonance with a mass of 38 MeV is realized: this is interesting in view of recent claims of the existence of such a state, called $E(38)$. Indeed, it is also possible that the $E(38)$ and the resonance $f_0(500)$ (alias σ) are two manifestations of the same object (Fig. 3). In the end, we have explored the decay of $E(38)$ into two photons. The present theoretical description of the putative $E(38)$ state is very different from the one put forward in Refs. [23, 25, 35]. Thus, our analysis offers a new point of view which may help in the process of clarification of what this state, if existent, is or is not.

Acknowledgments: The authors thank George Rupp, Giuseppe Pagliara and Dirk H. Rischke for valuable discussions. In particular, George Rupp is also acknowledged for useful comments about the $E(38)$ state. T.W. thanks Dennis D. Dietrich for helpful remarks and F.G. thanks the Foundation Polytechnical Society Frankfurt am Main for support through an Educator fellowship.

A Next-to-leading order correction to the decay amplitude

In order to establish when the coupling constant g can be regarded as small such that the resummed one-loop approximation is justified, we calculate the (upper limit of) the next-to-leading order diagram of the amplitude of the decay process, see Fig. 4. The decay amplitude results as the sum of two terms:

$$-i\mathcal{M} = -i\mathcal{M}_1 - i\mathcal{M}_2 , \quad (13)$$

where the tree-level and the triangle contributions depicted in Fig. 4 read

$$-i\mathcal{M}_1 = 2ig ; \quad -i\mathcal{M}_2 = 4g^3 I . \quad (14)$$

The coefficients 2 and 4 in (14) are the appropriate symmetry factors. The quantity I is the integral

$$I = I(m, M_0) = - \int \frac{d^4 q}{(2\pi)^4} \frac{\phi_1 \phi_2 \phi_3}{\left[\left(\frac{p}{2} - q \right)^2 - m^2 \right] \left[\left(\frac{p}{2} + q \right)^2 - m^2 \right] \left[\left(\frac{p}{2} + q - k_1 \right)^2 - M_0^2 \right]} , \quad (15)$$

where ϕ_i is the cutoff function of the i -th vertex.

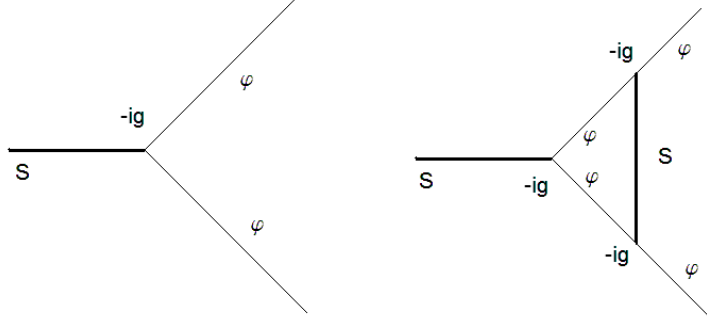


Figure 4: Tree-level (left) and next-to-leading order (triangle diagram, right) contributions to the decay amplitude.

We have evaluated I by using the free propagator of the S virtual particle exchanged by the two φ fields. Thus, our results represent an upper limit for $|I|$. Namely, $|I|$ would be actually smaller by including the full propagator of S , i.e. taking into account its finite width.

We define the coupling constant g_{\max} as the value of g for which $|\mathcal{M}_1| = |\mathcal{M}_2|$. Namely, for $g = g_{\max} = 1/\sqrt{2|I|}$ the next-to-leading order contribution equals the tree-level one. Thus, for $g > g_{\max}$ one cannot neglect the role of higher order diagrams.

In particular, we obtain the following numerical results: For $M_0 = 1$ GeV, $g_{\max} = 19.503$ GeV; the critical value g_* , at which the new pole in the I-Riemann sheet emerges, reads 3.379 and the value g_E , for which the stable state has a mass of 38 MeV, reads 4.877 GeV. Both values are safely smaller than g_{\max} : the amplitude ratios read $[|\mathcal{M}_2|/|\mathcal{M}_1|]_{g=g_*} = 0.03$ and $[|\mathcal{M}_2|/|\mathcal{M}_1|]_{g=g_E} = 0.06$, thus the tree-level diagram is by far the dominant contribution for all the range of coupling constants relevant for our study. For $M_0 = 0.45$ GeV one gets $g_{\max} = 3.666$ GeV, which should be compared with $g_* = 1.399$ GeV and $g_E = 2.189$ GeV. The ratios read $[|\mathcal{M}_2|/|\mathcal{M}_1|]_{g=g_*} = 0.14$ and $[|\mathcal{M}_2|/|\mathcal{M}_1|]_{g=g_E} = 0.36$, which are still safely small, although larger than in the previous example. It should once more be stressed that our evaluation of $|I|$ represents only an upper limit, and the value of g_{\max} is indeed larger than the estimate given here.

All these considerations enforce our point of view that the emergence of a pole below threshold such as the one described in this manuscript is possible in quantum field theory. Future evaluation of higher-loop contributions is planned.

References

- [1] M. J. G. Veltman, *Physica* **29** (1963) 186.
- [2] F. Giacosa and G. Pagliara, *Phys. Rev. C* **76** (2007) 065204 [arXiv:0707.3594 [hep-ph]].
- [3] J. Terning, *Phys. Rev. D* **44** (1991) 887.
- [4] G. V. Efimov and M. A. Ivanov, “The Quark confinement model of hadrons,” *Bristol, UK: IOP (1993) 177 p.*
- [5] Y. V. Burdanov, G. V. Efimov, S. N. Nedelko and S. A. Solunin, *Phys. Rev. D* **54** (1996) 4483 [arXiv:hep-ph/9601344].

- [6] A. Faessler, T. Gutsche, M. A. Ivanov, V. E. Lyubovitskij and P. Wang, Phys. Rev. D **68** (2003) 014011 [arXiv:hep-ph/0304031].
- [7] F. Giacosa, T. Gutsche and A. Faessler, Phys. Rev. C **71** (2005) 025202 [arXiv:hep-ph/0408085].
- [8] P. T. Matthews and A. Salam, Phys. Rev. **112** (1958) 283.
- [9] P. T. Matthews and A. Salam, Phys. Rev. **115** (1959) 1079.
- [10] N. N. Achasov and A. V. Kiselev, Phys. Rev. D **70** (2004) 111901 [arXiv:hep-ph/0405128].
- [11] F. Giacosa and G. Pagliara, Mod. Phys. Lett. **A26** (2011) 2247-2259. [arXiv:1005.4817 [hep-ph]].
- [12] G. Pagliara, F. Giacosa, Acta Phys. Polon. Supp. **4** (2011) [arXiv:1108.2782 [hep-ph]].
- [13] F. Giacosa, Found. Phys. **42** (2012) 1262 [arXiv:1110.5923 [nucl-th]].
- [14] L. Fonda, G. C. Ghirardi and A. Rimini, Rept. Prog. Phys. **41** (1978) 587.
- [15] P. Facchi, H. Nakazato, S. Pascazio Phys. Rev. Lett. **86** (2001) 2699-2703.
- [16] E. van Beveren, T. A. Rijken, K. Metzger, C. Dullemond, G. Rupp and J. E. Ribeiro, Z. Phys. C **30** (1986) 615 [arXiv:0710.4067 [hep-ph]].
- [17] N. A. Tornqvist, Z. Phys. C **68** (1995) 647 [arXiv:hep-ph/9504372].
- [18] M. Boglione and M. R. Pennington, Phys. Rev. D **65** (2002) 114010 [arXiv:hep-ph/0203149].
- [19] E. van Beveren, D. V. Bugg, F. Kleefeld and G. Rupp, Phys. Lett. B **641** (2006) 265 [arXiv:hep-ph/0606022].
- [20] C. Amsler and N. A. Tornqvist, Phys. Rept. **389**, 61 (2004).
- [21] E. Klempt and A. Zaitsev, Phys. Rept. **454** (2007) 1.
- [22] J. Beringer *et al.* [Particle Data Group Collaboration], Phys. Rev. D **86** (2012) 010001.
- [23] E. van Beveren and G. Rupp, [arXiv:1102.1863 [hep-ph]].
- [24] B. Aubert *et al.* [BABAR Collaboration], Phys. Rev. D **78** (2008) 112002 [arXiv:0807.2014 [hep-ex]].
- [25] E. van Beveren and G. Rupp, [arXiv:1202.1739 [hep-ph]].
- [26] J. Bernhard *et al.* [COMPASS Collaboration], [arXiv:1109.0272 [hep-ex]].
- [27] T. Schluter [COMPASS Collaboration], eConf C **110613** (2011) 83 [arXiv:1108.6191 [hep-ex]].
- [28] [COMPASS Collaboration], [arXiv:1204.2349 [hep-ex]].
- [29] E. van Beveren and G. Rupp, [arXiv:1204.3287 [hep-ph]].
- [30] K. .U. Abraamyan, A. B. Anisimov, M. I. Baznat, K. K. Gudima, M. A. Nazarenko, S. G. Reznikov and A. S. Sorin, [arXiv:1208.3829 [hep-ex]]. Note: *The first version of the manuscript has been withdrawn for further verification and more detailed description of the experiment and data analysis. The second version is being prepared.*
- [31] F. Giacosa, Phys. Rev. D **74** (2006) 014028 [arXiv:hep-ph/0605191].
- [32] L. Maiani, F. Piccinini, A. D. Polosa and V. Riquer, Phys. Rev. Lett. **93** (2004) 212002 [arXiv:hep-ph/0407017].

- [33] G. 't Hooft, G. Isidori, L. Maiani, A. D. Polosa and V. Riquer, Phys. Lett. B **662** (2008) 424 [arXiv:0801.2288 [hep-ph]].
- [34] F. Giacosa and G. Pagliara, Nucl. Phys. A **812** (2008) 125 [arXiv:0804.1572 [hep-ph]].
- [35] C. Dullemond, T. A. Rijken and E. van Beveren, Nuovo Cim. A **80** (1984) 401.