

Phenomenology of future neutrino experiments with large θ_{13}

Hisakazu Minakata^a

^aDepartment of Physics, Tokyo Metropolitan University, Hachioji, Tokyo 192-0397, Japan

The question “how small is the lepton mixing angle θ_{13} ?” had a convincing answer in a surprisingly short time, $\theta_{13} \simeq 9^\circ$, a large value comparable to the Chooz limit. It defines a new epoch in the program of determining the lepton mixing parameters, opening the door to search for lepton CP violation of the Kobayashi-Maskawa-type. I discuss influences of the large value of θ_{13} to search for CP violation and determination of the neutrino mass hierarchy, the remaining unknowns in the standard three-flavor mixing scheme of neutrinos. I emphasize the following two points: (1) Large θ_{13} makes determination of the mass hierarchy easier. It stimulates to invent new ideas and necessitates quantitative reexamination of practical ways to explore it. (2) However, large θ_{13} does not quite make CP measurement easier so that we do need a “guaranteeing machine” to measure CP phase δ .

1. A year from June 2011: The year of θ_{13}

This is the memorable conference in this series in which everybody was convinced that the mixing angle θ_{13} , the only angle that remained unknown in the three-flavor lepton mixing [1],¹ is nonzero and is determined already in an unexpected high precision. Remarkably, the drama, which has been started as T2K announcement of six electron appearance events [3], had a beautiful finale within a year! In addition to a followup by MINOS [4], it is largely due to the contribution by the three dedicated reactor θ_{13} experiments [5,6,7].

Then, what was new in this conference? To my understanding they are:

- By the updated data sets from T2K [8] and Double Chooz [9], the confidence level (CL) for nonzero θ_{13} becomes greater than 3σ in each individual experiment.
- With their updated data Daya Bay alone achieved 7.7σ CL for nonzero θ_{13} [10], the same CL as reached by the combined analysis of all the five (reactor and accelerator) experiments before this conference [11].

Clearly the extremely high accuracy of measurement achieved by the reactor experiments is re-

markable. It is partly due to controlled small systematic errors realized by the near-far identical multi-detector method [12,13]. I am sure that the new and powerful contributions from East Asia [6,7,10] to neutrino experiments are highly welcomed by people in this community

I want to emphasize, however, that accelerator and reactor measurement result in a consistent value of θ_{13} , within errors, is equally important, because the framework of three neutrino mixing itself has never been tested in a high precision. To meet this goal reducing the (in particular statistical) errors in accelerator measurement is highly needed.

It may be worth to point out that we hitherto enjoyed redundancy in determination of the lepton mixing parameters: Δm_{32}^2 and θ_{23} are determined independently by the atmospheric [14] and the accelerator [15] experiments.² (The former discovered neutrino oscillation [16], the phenomenon discussed in [17].) Similarly, Δm_{21}^2 and θ_{12} are measured by the solar [18] and the KamLAND [19] experiments independently. In this sense, it is great that we were able to maintain double coverage of θ_{13} determination by the reactor and the accelerator experiments.

With all the data set including the solar, reactor, atmospheric, and the accelerator data θ_{13} are

¹ For history of discussions of lepton flavor mixing in the early days, see [2].

² Notice that I am not talking about priority issue here. That is the reason why I quote only the latest references.

constrained as [20] (see also [21])

$$\sin^2 2\theta_{13} = 0.090^{+0.008(0.027)}_{-0.010(0.029)} \quad (1)$$

where the errors outside and in parentheses are with 1σ and 3σ CL, respectively.

The fact that θ_{13} is relatively large is entirely natural as I argued in my Nu2008 talk in Christchurch. I quote here what I wrote [22]: “An interesting question is how large is θ_{13} . In this talk, I argue that it must be large. Since the MNS matrix is the product of two matrices which diagonalize the lepton and the neutrino mass matrices, one out of three angles cannot be too small given the fact that the remaining two are large.”

2. What is next?

We now know values of all the mixing angles of the MNS matrix, up to experimental uncertainties: $\theta_{12} \simeq 34^\circ$, $\theta_{23} \sim 45^\circ$, $\theta_{13} \simeq 9^\circ$. Therefore, the answer to the question “What is next?” is obvious; Lepton CP violation and the neutrino mass hierarchy, the only remaining unknowns in the standard three-flavor lepton mixing³

Why so much interests in the lepton CP phase δ and the mass pattern of neutrinos? To my prejudice leptons and quarks must be related with each other at some deeper level. In the Standard Model (SM) the relationship manifests itself through quantum anomaly: the theory fails without quarks, or without leptons. With anomaly being a short distance effects I believe that it allows interpretation as evidence for the relationship between leptons and quarks at a level much deeper than the SM.

If this view has anything to do with nature it is important to know every aspect of the question of to what extent they look similar or different from each other. Therefore, we would like to know whether the Kobayashi-Maskawa mechanism [23] for CP violation in the quark sector prevails to the lepton sector, or if it is the unique source for CP violation. Since our theoretical expectations like “flavor mixing angle has to be small”

³ I regret that I was not able to cover important topics such as absolute neutrino masses, zero- ν double beta decay, nature of neutrinos (Majorana vs. Dirac) and if Majorana, the issue of associated CP violating phases.

badly failed for leptons, we have to be free from any prejudices such as “the neutrino mass pattern must be resemble that of charged leptons”. We need to know the answer to these questions experimentally.

3. “All in one” approach

What is the greatest impact of large θ_{13} on future strategies for exploring the remaining unknowns? To my opinion they are the following three points:

- It appears that people’s opinion converged about what would be the next step, namely, conventional superbeam [24].⁴
- The most important point to me is that large θ_{13} allows us to take “all in one” approach [27]: A single apparatus such as Hyper-Kamiokande (Hyper-K) [28] (even though its baseline is relatively short) or LBNE [29] can become a “guaranteeing machine” for CP and the mass hierarchy.
- With large θ_{13} the mass hierarchy could be determined by various ways even before a “guaranteeing machine” is constructed, allowing multiple coverage of its determination.

Let me start by explaining in the next section why only the mass hierarchy, not CP, becomes easier with large θ_{13} .

4. How and to what extent large θ_{13} changes things

Here, I address the question of whether or to what extent a large value of $\theta_{13} \simeq 9^\circ$ really helps discovery of CP violation and determination of the mass hierarchy. I argue that the answer is: “*definitely yes* for the mass hierarchy, but not quite for CP”.⁵

⁴ I would like to note, however, that other options, e.g., neutrino factory [25] or beta beam [26] would have chance of playing crucial roles in future experiments. For example, if muon collider is on our way neutrino factory would be a natural step toward such a novel beam technology.

⁵ Of course, it is true that if θ_{13} is extremely small measuring CP violating phase would have been formidable.

4.1. CP vs. mass hierarchy

To show the point I appeal to a well known expression of $\nu_\mu \rightarrow \nu_e$ appearance probability, which is known as the Cervera *et al.* formula [31]:

$$\begin{aligned}
& P(\nu_\mu \rightarrow \nu_e) \\
&= 4 \frac{(\Delta m_{31}^2)^2}{(\Delta m_{31}^2 - a)^2} s_{23}^2 s_{13}^2 \sin^2 \left(\frac{(\Delta m_{31}^2 - a)L}{4E} \right) \\
&+ 8J_r \frac{\Delta m_{31}^2 \Delta m_{21}^2}{a(\Delta m_{31}^2 - a)} \sin \left(\frac{aL}{4E} \right) \\
&\times \sin \left(\frac{(\Delta m_{31}^2 - a)L}{4E} \right) \cos \left(\delta + \frac{\Delta m_{31}^2 L}{4E} \right) \\
&+ 4 \left(\frac{\Delta m_{21}^2}{a} \right)^2 c_{12}^2 s_{12}^2 c_{23}^2 \sin^2 \left(\frac{aL}{4E} \right). \quad (2)
\end{aligned}$$

where $\Delta m_{ij}^2 \equiv m_i^2 - m_j^2$, $J_r \equiv c_{12}s_{12}c_{23}s_{23}s_{13}$, and $a \equiv 2\sqrt{2}G_F N_e(x)E$ is a coefficient related to neutrino's refraction in medium of electron number density $N_e(x)$ [32], where G_F is the Fermi constant and E is the neutrino energy.

The first term in (2) can be called the ‘‘atmospheric oscillation’’ term, and the third one ‘‘solar oscillation’’ term. The second term is an interference term, the unique one which carries information of CP phase δ . The atmospheric oscillation term is proportional to s_{13}^2 , and this is the term most sensitive to the matter effect. Therefore, resolution of the mass hierarchy has a great advantage of the large θ_{13} .

Numbers of electron appearance event increases as θ_{13} becomes large, so that naively it would merit CP measurement. However, the large atmospheric term acts as a ‘‘background’’ in measurement of δ . In fact, the CP asymmetry is inversely proportional to θ_{13} : $A_{CP} \equiv \frac{P(\nu_\mu \rightarrow \nu_e) - P(\bar{\nu}_\mu \rightarrow \bar{\nu}_e)}{P(\nu_\mu \rightarrow \nu_e) + P(\bar{\nu}_\mu \rightarrow \bar{\nu}_e)} \propto 1/\theta_{13}$. Competition of these contradictory factors makes CP sensitivity roughly independent of θ_{13} in region $\sin^2 2\theta_{13} \gtrsim 0.4$, as seen e.g., in LOI of Hyper-K experiment [28].

In this sense the large θ_{13} opened the possibility of accessing to the fascinating phenomena, as emphasized by Nishikawa-san [30]. Sharing (of course!) the same bottom-line understanding, what I would like to discuss here is a more practical questions that people may face in reality.

4.2. Consistent argument?

The readers may wonder if my above discussion is consistent. The expression (2) of $P(\nu_\mu \rightarrow \nu_e)$ can be derived as a second-order ($\sim \epsilon^2$) perturbative formula with the small expansion parameter $\epsilon \equiv \frac{\Delta m_{21}^2}{\Delta m_{31}^2} \simeq 0.03$, under the assumption $s_{13} \sim \epsilon$. However, the measured value of θ_{13} is large, $s_{13} \simeq \sqrt{\epsilon} = 0.18$ rather than $s_{13} \sim \epsilon$. Therefore, there must exist higher order terms in s_{13} which could invalidate my argument in the previous subsection.

The problem of higher order correction to order $s_{13}^4 \sim \epsilon$ to the Cervera *et al.* formula has been investigated in [33]. The answer to the above question is: Fortunately, my argument is still valid qualitatively. The point is that the higher order correction terms in s_{13} do not have δ dependence to order ϵ^2 . This property follows from a general theorem which states that:

- δ -dependent terms in the oscillation probability in matter, not only $\sin \delta$ but also $\cos \delta$ terms, must come with the two suppression factors, $\frac{\Delta m_{21}^2}{\Delta m_{31}^2}$ and the reduced (or ‘‘not quite’’) Jarlskog coefficient $J_r \equiv c_{12}s_{12}c_{23}s_{23}s_{13}$.
- In ν_e -related oscillation probabilities the δ -dependence exists only in odd terms in s_{13} . Conversely, all the odd terms in s_{13} are accompanied with either $\cos \delta$ or $\sin \delta$.

Because of the theorem δ -dependent higher-order correction starts at order $\epsilon^{5/2} \sim \mathcal{O}(10^{-4})$. For more details, see [33].

In what follows I would like to discuss possible ways for determination of the mass hierarchy and CP phase δ one by one.

5. Mass hierarchy determination: ‘‘hundred flowers campaign’’

Thanks to the large value of measured θ_{13} ‘‘hundred ideas’’ started to show up, or obtained renewed interests. Below I will try to describe some of them. Notice that the order of description I choose reflects neither feasibility nor robustness of the proposed measurement. I have to

apologize if any relevant ideas are missed in my following discussion. Even worse, you may find that my assessment is not equal to everyone, too critical to A and too warm for B. But, this is my honest feeling (or understanding) at the present stage.

I expect that with large θ_{13} the question “Who determines mass hierarchy first, say at 3σ CL?” will remain the most tantalizing one in coming ~ 10 years.

5.1. Lucky NO ν A and/or lucky T2K

It would be nice if the mass hierarchy can be resolved by the existing facilities. It can happen with some (extreme or modest?) luckiness. To show the point let me draw the bi-probability plot in $P - \bar{P}$ [$P \equiv P(\nu_\mu \rightarrow \nu_e)$, $\bar{P} \equiv P(\bar{\nu}_\mu \rightarrow \bar{\nu}_e)$] space in Fig. 1 [34]. If $\delta \simeq 3\pi/2$ ($\pi/2$), the asymmetry between P and \bar{P} is largest for the normal (inverted) hierarchy. Therefore, the mass hierarchy can be resolved if the statistics is sufficient. This is what happens in the often showed NO ν A sensitivity plot [35]. With extreme statistics the same thing can occur in T2K.

5.2. NO ν A+INO

If we cannot enjoy the luckiness we must think of some help from other experiments. India-based Neutrino Observatory (INO) [36], which is funded, is a natural candidate among the possible list. INO can observe atmospheric neutrinos (see the next section for more about it) and has capability of distinguishing ν and $\bar{\nu}$ by magnetized detector. This possibility was examined in detail in [37]. The result indicates that the mass hierarchy resolution may be possible at 3σ CL for all values of δ if the systematic errors are under control to $\sim 10\%$ level.

5.3. CERN \rightarrow Super-K

The authors of [38] propose to construct a CERN beam line which points toward the existing detector Super-Kamiokande with 22.5kt of fiducial mass in Japan. With the baseline of 8770 km and a 50 GeV proton beam as intense as 3×10^{21} POT the mass hierarchy resolution at 5σ CL is possible just by counting the number of events in the neutrino mode. This exercise demonstrates that with sufficiently long baseline (and with rea-

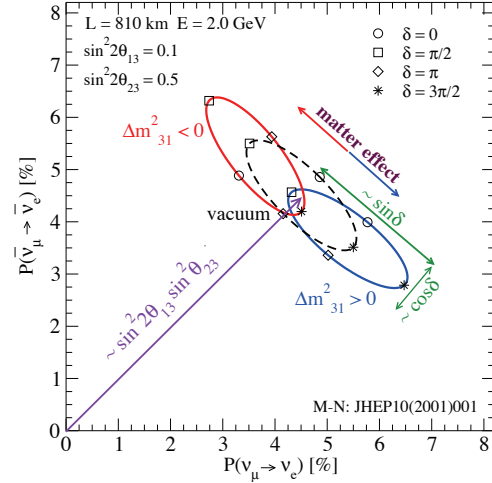


Figure 1. A $P(\nu_\mu \rightarrow \nu_e) - P(\bar{\nu}_\mu \rightarrow \bar{\nu}_e)$ bi-probability plot with experimental parameters corresponding to NO ν A experiment is presented to exhibit characteristic features of the neutrino oscillations. It can display, in a compact fashion, the sizes of competing three effects, CP violating and CP conserving effects due to δ as well as the matter effects [34].

sonable number of events) mass hierarchy resolution is a simple matter. It may be understood by looking into Fig. 2.

6. Mass hierarchy resolution by atmospheric neutrinos

The above consideration strongly suggests that by utilizing atmospheric neutrinos (some portion of which cross the core of the Earth) the mass hierarchy resolution can be done without using accelerator beam. Certainly, this is not a new idea and has been discussed by many authors in the past. (Sorry, too many works to quote here.) See e.g., [39,40] for early references. With large θ_{13} it is the time to revisit the idea and carry out quantitative evaluation of its sensitivity to the mass hierarchy determination. A warning is that it has been known that a huge number of events is required to make it happen [41].

I mention here a few particular examples.

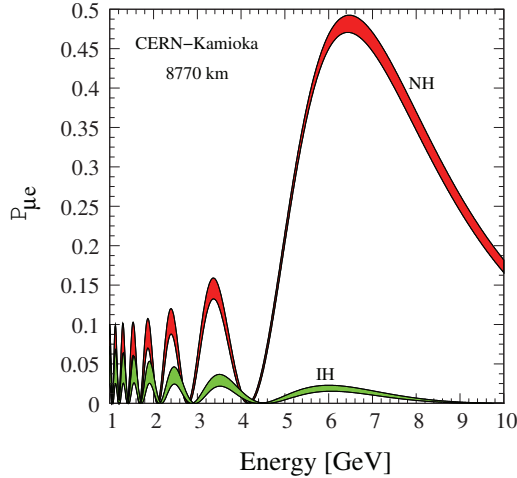


Figure 2. Presented is $P_{\mu e} \equiv P(\nu_\mu \rightarrow \nu_e)$ as a function of E , which is taken from [38]. The large asymmetry between $P_{\mu e}$ of the two hierarchies reflects the feature that the blue and the red ellipses in Fig. 1 become far apart at the super-long baseline. The band width, which represents the effect of δ , is so small because the ellipses shrink at high energies.

6.1. PINGU

PINGU (Phased Ice-cube Next Generation Upgrade) [42] is a proposal of constructing even denser core (with $\simeq 20$ strings) in the Deep Core in the IceCube detector to lower the threshold to a few GeV. Because of huge detector volume of several megaton it can collect gigantic numbers of atmospheric neutrino events.

The question of which region of energy and zenith angle is most sensitive to the mass hierarchy (and δ and θ_{23}) is investigated in detail in [43]. See Fig. 3. After taken into account the energy and angle resolutions they concluded that the mass hierarchy resolution can be possible at $(4 - 11)\sigma$ CL with 5 years operation of PINGU. In view of the relatively low cost (20-30 million dollars as quoted) of the detector upgrade in IceCube, it may be one of the leading competitors in the “mass hierarchy race”.

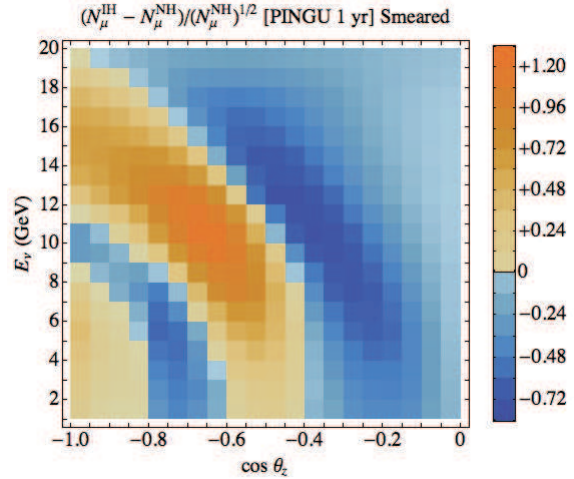


Figure 3. The mass hierarchy asymmetry calculated with ν_μ events in the reconstructed energy and zenith angle ($E_\nu - \cos \theta^r$) plane. Gaussian smearing over the bins is performed with widths $\sigma_E = 0.2E_\nu$ and $\sigma_\theta = \sqrt{m_p/E_\nu}$. For details see [43] from which this figure is taken.

6.2. Megaton water Cherenkov or 100 kiloton liquid Ar

Of course, PINGU is not the unique candidate for those who can enjoy huge number of atmospheric neutrino events. Any large volume apparatus qualifies for this purpose. In fact, a detailed analysis of mass hierarchy sensitivity by water Cherenkov detector is carried out by the Hyper-K collaboration with the fiducial mass of 0.56 megaton [28]. The result indicates that (1) the sensitivity to the mass hierarchy depend very much on the value of s_{23}^2 (better for larger s_{23}^2), (2) it can be carried out by $\sim 3 - 10$ years running of Hyper-K for any allowed values of s_{23}^2 .

Similarly, ~ 100 kiloton scale liquid Ar detector can achieve a comparable sensitivity [44].

7. Mass hierarchy resolution in vacuum

The mechanisms discussed so far by which the mass hierarchy can be distinguished utilize the neutrino matter interactions. I note that this is

not the only way to determine the mass hierarchy; It can be done in vacuum!; There are (at least) two options and large θ_{13} helps in both cases.

7.1. $\text{Sign}[\Delta m_{atm}^2(ee) - \Delta m_{atm}^2(\mu\mu)]$ method

This is a simpler one, at least at the conceptual level. One can easily show that the difference $\Delta m_{atm}^2(ee) - \Delta m_{atm}^2(\mu\mu)$ between the two Δm_{atm}^2 measured in ν_e and ν_μ disappearance channels is positive (negative) if the mass hierarchy is normal (inverted) [45,46]. A serious problem in this method is that an accurate measurement of $\Delta m_{atm}^2(ee)$ and $\Delta m_{atm}^2(\mu\mu)$ at sub-% level is required. Unfortunately, no practical way is known to achieve such accuracy, as discussed in [46].

7.2. Δm_{32}^2 and Δm_{31}^2 oscillations phase difference method

If one can measure neutrino energy spectrum in an excellent energy resolution to a few % at the baseline where solar-scale oscillation is large, one would find wiggles due to atmospheric scale oscillation superposed onto the long wavelength solar oscillations. Depending upon the mass hierarchy, the phase of the atmospheric-scale oscillation is advanced (normal) or retarded (inverted). This possibility was first raised in [47]. The key for this method to work, necessity of observing wiggles over many periods with high accuracy, was recognized in [48,49] who used the Fourier transform method.

A way to understand the phenomenon in a clear cut manner is to write $P(\nu_e \rightarrow \nu_e)$ in the following form [50] with P_\odot being the solar oscillation term:

$$P(\nu_e \rightarrow \nu_e) + P_\odot = 1 - \frac{1}{2} \sin^2 2\theta_{13} \times \left[1 - \sqrt{1 - \sin^2 2\theta_{12} \sin^2 \Delta_{21}} \cos(2\Delta_{ee} \pm \phi_\odot) \right]$$

where $\Delta_{ji} \equiv |\Delta m_{ji}^2|L/4E$, $\Delta m_{ee}^2 \equiv \alpha|\Delta m_{32}^2| + (1 - \alpha)|\Delta m_{31}^2|$ ($0 \leq \alpha \leq 1$).⁶ ϕ_\odot defined by

$$\sin \phi_\odot = \frac{c_{12}^2 \sin(2\alpha\Delta_{21}) - s_{12}^2 \sin(2(1-\alpha)\Delta_{21})}{\sqrt{1 - \sin^2 2\theta_{12} \sin^2 \Delta_{21}}}$$

⁶ In [50] $\alpha = s_{12}^2$ is used in which case Δm_{ee}^2 is an effective Δm_{atm}^2 parameter which is measured in ν_e disappearance channel [45]. But, the particular form is not essential and the case with generic α does the job.

represents effect of phase advancement or retardation; The positive (negative) *sign* in front of ϕ_\odot corresponds to the normal (inverted) mass hierarchy, and the phase difference shows up at baseline $\phi_\odot \simeq O(1)$. In the kinematic regions where ϕ_\odot is constant the mass hierarchy can be confused by taking $2\Delta_{ee}(\text{NH}) + \phi_\odot = 2\Delta_{ee}(\text{IH}) - \phi_\odot$ which can be done well within the expected uncertainties of Δm_{ee}^2 [50,51].

This difficulty can be circumvented by collecting informations of phases over many wiggles. An excellent relative energy resolution is then required. Recently, by integrating all these discussions, a group of reactor experimentalists made a careful examination which produced a complete list of experimental requirements for this method to work [52]. Certainly, separating two Δm_{atm}^2 oscillations is a fascinating but a challenging goal.

8. Lepton CP phase δ

As I argued in section 4, large θ_{13} does not quite help measurement of the CP phase δ , as can be confirmed by looking into Figures 21-23 of Hyper-K sensitivity study [28]. An operation of J-PARC-HK of $\simeq 1\text{MW}\cdot\text{year}$ is required to obtain a reasonable sensitivity. It is roughly equivalent to ~ 50 years of SK operation assuming J-PARC beam intensity of 400 kW, which is neither practical nor wanted. Therefore, unlike the case of mass hierarchy determination, we do need a dedicated apparatus that can assure the detection of CP phase δ . This point, the absolute necessity for “guaranteeing machine” for CP, was the point of the strongest emphasis in my talk.

One may ask: Should we wait until completion of such dedicated machines and their measurement which would take at least 10 years from now? I think it a very relevant questions considering the length of time needed. Below, I describe some possibilities.

9. Accelerator-reactor method and use of atmospheric neutrinos for CP

It was proposed [53] that combining δ -sensitive superbeam experiments with δ -independent measurement by reactor θ_{13} experiments one can ob-

tain the information of CP phase, which however practically limited to the $\text{sign}(\sin \delta)$. An analysis with the current data is given in [11], from which, of course, one cannot say much.

In this context one of the interesting questions to ask is: “To what extent CP phase δ can be constrained by, e.g., T2K neutrino run of 5 years and the high precision data from reactor experiments for 3 years?”. These questions are under investigation with updated fluxes and cross sections of the T2K experiment [54]. Figure 4, which is an updated version of the one presented in poster presentation in Nu2012, gives a partial answer to this question for input $\delta = \pi/2$, or $\delta = 3\pi/2$ taking the normal hierarchy as input. As it stands we cannot claim that δ can be measured by the accelerator-reactor method. But, it is encouraging to see that $\text{sign}(\sin \delta)$ could be determined to a limited CL of $\sim 1\sigma$.

Another approach is to use atmospheric neutrinos to obtain informations on δ [55,14,20,21]. However, it appears to be too premature to draw conclusion on which region of δ is preferred.

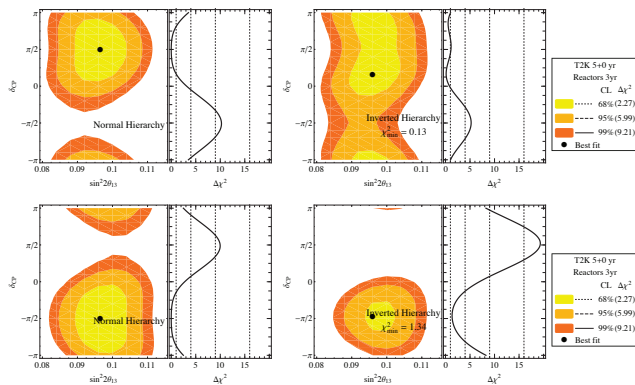


Figure 4. The region in $\sin^2 2\theta_{13} - \delta$ space allowed by 5 years measurement of T2K, corresponding to 5×10^{21} POT in its neutrino mode, and 3 years operation of all the three reactor θ_{13} experiments. For T2K 10% systematic errors and 1% determination of $\sin^2 2\theta_{23}$ are assumed.

10. Conclusion

The record-fast development of θ_{13} experiments entailed a large measured value of θ_{13} which is comparable to the Chooz limit. It defines a new stage of our understanding of lepton flavor mixing and opened the exciting possibility of accessing to lepton CP violation and the neutrino mass hierarchy. I tried to discuss various ideas and some relevant issues of future programs for determination of the lepton mixing parameters.

I concluded my talk by speculating about a fictitious slide to be displayed in Neutrino 202N conference, which says that “We now know all the ν SM parameters, $\theta_{12} = 34^\circ$, $\theta_{23} = 43^\circ$, $\theta_{13} = 9^\circ$, $\delta \simeq 270^\circ$, the mass hierarchy = inverted”. I hope that we will be able to know N soon.

Acknowledgments

I thank Stephen Parke for illuminating discussions on the phase difference method for the mass hierarchy resolution. This work was supported in part by KAKENHI, Grant-in-Aid for Scientific Research No. 23540315, Japan Society for the Promotion of Science.

REFERENCES

1. Z. Maki, M. Nakagawa and S. Sakata, Prog. Theor. Phys. **28** (1962) 870.
2. M. Kobayashi, in these proceedings.
3. K. Abe *et al.* [T2K Collaboration], Phys. Rev. Lett. **107** (2011) 041801 [arXiv:1106.2822 [hep-ex]].
4. P. Adamson *et al.* [MINOS Collaboration], Phys. Rev. Lett. **107** (2011) 181802 [arXiv:1108.0015 [hep-ex]].
5. Y. Abe *et al.* [DOUBLE-CHOOZ Collaboration], Phys. Rev. Lett. **108** (2012) 131801 [arXiv:1112.6353 [hep-ex]].
6. F. P. An *et al.* [DAYA-BAY Collaboration], Phys. Rev. Lett. **108** (2012) 171803 [arXiv:1203.1669 [hep-ex]].
7. J. K. Ahn *et al.* [RENO Collaboration], Phys. Rev. Lett. **108** (2012) 191802 [arXiv:1204.0626 [hep-ex]].
8. For update released in this conference, see: T. Nakaya, in these proceedings.

9. M. Ishitsuka, in these Proceedings. Y. Abe *et al.* [Double Chooz Collaboration], arXiv:1207.6632 [hep-ex].
10. D. Dwyer, in these Proceedings.
11. P. A. N. Machado, H. Minakata, H. Nunokawa and R. Zukanovich Funchal, JHEP **1205** (2012) 023 [arXiv:1111.3330 [hep-ph]].
12. L. A. Mikaelyan and V. V. Sinev, Phys. Atom. Nucl. **63** (2000) 1002 [Yad. Fiz. **63N6** (2000) 1077] [hep-ex/9908047]. V. Martemyanov, L. Mikaelyan, V. Sinev, V. Kopeikin and Y. Kozlov, Phys. Atom. Nucl. **66** (2003) 1934 [Yad. Fiz. **66** (2003) 1982] [hep-ex/0211070].
13. H. Minakata, H. Sugiyama, O. Yasuda, K. Inoue and F. Suekane, Phys. Rev. D **68** (2003) 033017 [Erratum-ibid. D **70** (2004) 059901] [hep-ph/0211111].
14. T. Itow, in these Proceedings.
15. R. Nichol, in these Proceedings.
16. T. Kajita, Proc. Japan Acad. B **86** (2010) 303.
17. B. Pontecorvo, Sov. Phys. JETP **26** (1968) 984 [Zh. Eksp. Teor. Fiz. **53** (1967) 1717].
18. A. B. McDonald, in these Proceedings.
19. A. Gando *et al.* [KamLAND Collaboration], Phys. Rev. D **83** (2011) 052002 [arXiv:1009.4771 [hep-ex]].
20. M. C. Gonzalez-Garcia, M. Maltoni, J. Salvado and T. Schwetz in preparation.
21. G. L. Fogli, E. Lisi, A. Marrone, D. Montanino, A. Palazzo and A. M. Rotunno, [arXiv:1205.5254v3 [hep-ph]].
22. H. Minakata, J. Phys. Conf. Ser. **136** (2008) 022017.
23. M. Kobayashi and T. Maskawa, Prog. Theor. Phys. **49** (1973) 652.
24. H. Minakata and H. Nunokawa, Phys. Lett. B **495** (2000) 369 [hep-ph/0004114]. J. Sato, Nucl. Instrum. Meth. **A472** (2001) 434 [arXiv:hep-ph/0008056]; B. Richter, arXiv:hep-ph/0008222.
25. S. Geer, Phys. Rev. D **57** (1998) 6989 [Erratum-ibid. D **59** (1999) 039903] [hep-ph/9712290]. A. De Rujula, M. B. Gavela and P. Hernandez, Nucl. Phys. **B547** (1999) 21 [arXiv:hep-ph/9811390].
26. P. Zucchelli, Phys. Lett. B **532** (2002) 166.
- M. Lindroos and M. Mezzetto, Ann. Rev. Nucl. Part. Sci. **60** (2010) 299.
27. H. Minakata, “If Θ_{13} is large, then what?,” arXiv:1110.4237 [hep-ph].
28. K. Abe, *et al.*, “Letter of Intent: The Hyper-Kamiokande Experiment — Detector Design and Physics Potential —,” arXiv:1109.3262 [hep-ex].
29. T. Akiri *et al.* [LBNE Collaboration], arXiv:1110.6249 [hep-ex].
30. K. Nishikawa, Concluding Talk in this conference, in these Proceedings.
31. A. Cervera, A. Donini, M. B. Gavela, J. J. Gomez Cadenas, P. Hernandez, O. Mena and S. Rigolin, Nucl. Phys. B **579** (2000) 17 [Erratum-ibid. B **593** (2001) 731] [arXiv:hep-ph/0002108].
32. L. Wolfenstein, Phys. Rev. D **17** (1978) 2369.
33. K. Asano and H. Minakata, JHEP **1106** (2011) 022 [arXiv:1103.4387 [hep-ph]].
34. H. Minakata and H. Nunokawa, JHEP **0110** (2001) 001 [hep-ph/0108085].
35. R. Patterson, in these Proceedings.
36. M. V. N. Murthy [INO Collaboration], AIP Conf. Proc. **1405** (2011) 309.
37. M. Blennow and T. Schwetz, arXiv:1203.3388 [hep-ph].
38. S. K. Agarwalla and P. Hernandez, arXiv:1204.4217 [hep-ph].
39. O. L. G. Peres and A. Y. Smirnov, Nucl. Phys. B **680** (2004) 479 [hep-ph/0309312].
40. J. Bernabeu, S. Palomares Ruiz and S. T. Petcov, Nucl. Phys. B **669** (2003) 255 [hep-ph/0305152].
41. T. Kajita *et al.*, Talk given at 5th Workshop on Neutrino Oscillations and their Origin (NOON2004) 11-15 Feb 2004. Tokyo, Japan
42. D. J. Koskinen, Mod. Phys. Lett. A **26** (2011) 2899.
43. E. K. Akhmedov, S. Razzaque and A. Y. Smirnov, arXiv:1205.7071 [hep-ph].
44. V. Barger *et al.*, arXiv:1203.6012 [hep-ph].
45. H. Nunokawa, S. J. Parke and R. Zukanovich Funchal, Phys. Rev. D **72** (2005) 013009 [hep-ph/0503283].
46. H. Minakata, H. Nunokawa, S. J. Parke and R. Zukanovich Funchal, Phys. Rev. D **74** (2006) 053008 [hep-ph/0607284].

47. S. T. Petcov and M. Piai, Phys. Lett. B **533** (2002) 94 [hep-ph/0112074]. S. Choubey, S. T. Petcov and M. Piai, Phys. Rev. D **68** (2003) 113006 [hep-ph/0306017].
48. J. Learned, S. T. Dye, S. Pakvasa and R. C. Svoboda, Phys. Rev. D **78** (2008) 071302 [hep-ex/0612022].
49. L. Zhan, Y. Wang, J. Cao and L. Wen, Phys. Rev. D **79** (2009) 073007 [arXiv:0901.2976 [hep-ex]].
50. H. Minakata, H. Nunokawa, S. J. Parke and R. Zukanovich Funchal, Phys. Rev. D **76** (2007) 053004 [Erratum-ibid. D **76** (2007) 079901] [hep-ph/0701151].
51. S. J. Parke, H. Minakata, H. Nunokawa and R. Zukanovich Funchal, Nucl. Phys. Proc. Suppl. **188** (2009) 115 [arXiv:0812.1879 [hep-ph]].
52. X. Qian, D. A. Dwyer, R. D. McKeown, P. Vogel, W. Wang and C. Zhang, arXiv:1208.1551 [hep-ex].
53. H. Minakata and H. Sugiyama, Phys. Lett. B **580** (2004) 216 [hep-ph/0309323].
54. P. A. N. Machado, H. Minakata, H. Nunokawa and R. Zukanovich Funchal, in preparation.
55. Y. Takeuchi [for the Super-Kamiokande Collaboration], arXiv:1112.3425 [hep-ex].