

Magnetic activity of several low-mass eclipsing binary

Liyun Zhang¹ Zhongmu Li² Qifeng Pi¹ and Zhongzhong Zhu¹

¹ College of Science/Department of Physics, Guizhou University, Guiyang 550025, China
email: Liy_zhang@hotmail.com

²Institute for Astronomy and History of Science and Technology, Dali University, Dali, China

Abstract. We present our new photometric and spectroscopic observations of NSVS 02500276, NSVS 07453183, NSVS 11868841, NSVS 06550671 and NSVS 10653195. The first flare-like event was detected on NSVS07453183. Using the Wilson-Devinney program, the preliminary orbital solutions and starspot parameters are derived. The chromospheric activity indicators show NSVS10653195 and NSVS06550671 are active. Then, we discuss the starspot evolution on the short and long term scale. In the end, we give our future plan.

Keywords. stars: binaries: eclipsing, stars: low-mass, stars: activity, stars: spots, stars: flare

1. Introduction

Although M-type stars are the most populous stellar objects in the Galaxy, the physical properties (magnetic activities) are poorly understood (Ribas 2006, 2007). Until now, only about a dozen low-mass eclipsing binaries in detached systems have been detected and studies in detail. Even in these small numbers, the detailed comparison of the observed masses and radii with theoretical predictions has revealed large disagreements. The reason might be magnetic activity (Morales et al. 2010), so it is necessary to monitor.

2. light curve and spectral analysis

Our new CCD photometric observations of the five low-mass eclipsing binary (NSVS 02500276, NSVS 07453183, NSVS 11868841, NSVS 06550671 and NSVS 10653195) were carried out from 2010 to 2012 with an 85-cm telescope (Zhou et al. 2009) at the Xinglong station of the National Astronomical Observatories of China (NAOC). The VRI light curves are displayed in Figure.1. Our spectroscopic observations of the NSVS10653195 and NSVS06550671 (Fig. 2) were carried out with the OMR spectrograph (centered at about 4280 Å with a reciprocal dispersion of 1.03 Å/pixel) of the 2.16m telescope at the Xinglong station of NAOC.

For NSVS02502726, NSVS 11868841 and NSVS 06550671, our VRI light curves and the previous published radial velocities (Çakirli et al. 2009; Çakirli et al. 2010; Dimitrov & Kjurkchieva 2010) were analyzed simultaneously using the updated Wilson-Devinney code to revise the photometric-spectroscopic elements (Wilson & Devinney 1971; etc). For NSVS10653195 and NSVS07453183, we only obtained the photometric orbital parameters. The preliminary orbital parameters are taken from the prior results (Coughlin et al. 2007; Wolf et al. 2009). The spectra were analyze by the spectral subtraction technique using the program STARMOD (Barden1985; Montes et al.1997). The synthesized spectra is constructed from artificially rotationally broadened, radial-velocity shifted, and weighted spectra of two inactive stars with the same spectral type and luminosity class.

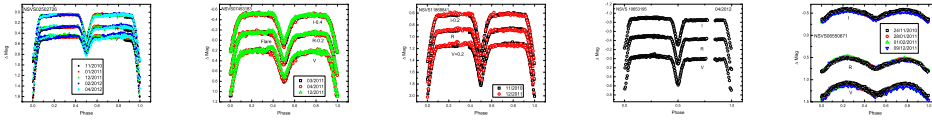


Figure 1. V, R, and I observations of the five low-mass eclipsing at Xinglong station of NAOC.

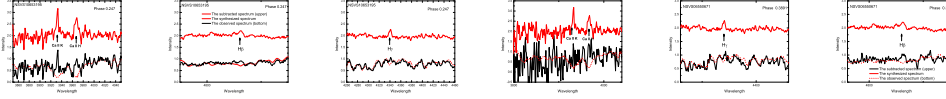


Figure 2. The observed, synthesized, and subtracted spectra for the Ca II H&K, H_β and H_γ lines. The dotted lines represent the synthesized spectra and the upper are the subtracted one.

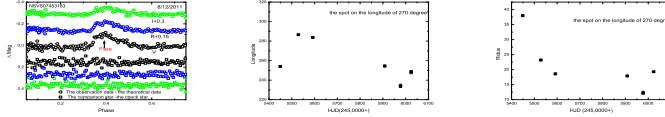


Figure 3. The flare of NSVS 07453183 in V, R, and I bands (left). The spot longitude (middle) and radius (right) evolution of NSVS02502726 on a short and long term scale.

3. Conclusion and perspective

The results can be summarized as follows. 1. The orbital and starspot parameters were obtained. 2. The first flare-like event was detected on NSVS07453183 at phase 0.39 with a maximum amplitude of 0.1 mag in the V, 0.076 in R and 0.05 in I band (Fig.3 left). 3. The longitude and radius of the spot around 270 degree of NSVS 02502726 change on a time scale of two months (Fig.3 middle and right). 4. The Ca II H & K, H_β and H_γ lines show that NSVS10653195 and NSVS06550671 are active. We propose: 1. Chromospheric activity of low mass stars using Lijiang 2.4m, Xinglong 2.16m and Gou Shou Jing telescope, NAOC. 2. Photometric monitor to study magnetic active cycle.

Acknowledgements

We are very grateful to Dr. Montes D., Gu S. H., Han J. I., Zhou A. Y., Zhou X., Jiang X. J., and Fang X. S. The work is supported by the NSFC under grant No. 10978010, 11263001, 11203005 and 10373023. This work was partially Supported by the Open Project Program of the Key Laboratory of Optical Astronomy, NAOC, CAS.

References

- Barden S. C., 1985, *ApJ*, 295, 162
 Çakırlı Ö., Ibañoğlu C., & Güngör C., 2009, *New Astron.*, 14, 496
 Çakırlı Ö., Ibañoğlu C., Dervisoglu A., 2010, *RMxAA*, 46, 363
 Coughlin J., & Shaw J. S., 2007, *JSARA*, 1, 7
 Dimitrov D. P., & Kjurkchieva D. P., 2010, *MNRAS*, 406, 2559
 Montes D., Fernández-Figueroa M. J., De Castro E., Sanz-Forcada J., 1997, *A&AS*, 125, 263
 Morales J. C., Gallardo J., Ribas I., Jordi C., et al., 2010, *ApJ*, 718, 502M
 Ribas I., 2006, *AP&SS*, 304, 89R
 Ribas I., Morales J. C., Jordi C., et al., 2008, *MmSAI*, 79, 562
 Wolf M., Zejda M., Mikulášcaron ek. J., et al., 2010, *ASPC*, 435, 441
 Wilson R. E., & Devinney E. J., 1971, *ApJ*, 166, 605
 Zhou A. Y., Jiang X. J., Zhang Y. P., et al., 2009, *RAA*, 9, 349