

Scaling in the correlation energies of two-dimensional artificial atoms

Alexander Odriazola^{1,2,3}, Mikko M Ervasti^{1,3}, Ilja Makkonen^{1,3},
Alain Delgado^{5,6}, Augusto González⁴, Esa Räsänen², and Ari
Harju^{1,3}

¹COMP Centre of Excellence, Department of Applied Physics, Aalto University School of Science, PO Box 14100, FI-00076 AALTO, Espoo, Finland

²Department of Physics, Tampere University of Technology, FI-33101 Tampere, Finland

³Helsinki Institute of Physics, Aalto University, PO Box 14100, FI-00076 AALTO, Espoo, Finland

⁴Institute of Cybernetics Mathematics and Physics (ICIMAF), Calle E #309, CP 10400, Havana, Cuba

⁵CNR-NANO S3, Institute for Nanoscience, Via Campi 213/A 41125, Modena, Italy

⁶Centro de Aplicaciones Tecnológicas y Desarrollo Nuclear (CEADEN), Calle 30 #502, CP 11300, Havana, Cuba

Abstract. We find an unexpected scaling in the correlation energy of artificial atoms, i.e., harmonically confined two-dimensional quantum dots. The scaling relation is found through extensive numerical examinations including Hartree-Fock, variational quantum Monte Carlo, density-functional, and full configuration-interaction calculations. We show that the correlation energy, i.e., the true ground-state total energy subtracted by the Hartree-Fock total energy, follows a simple function of the Coulomb energy, confinement strength and, the number of electrons. We find an analytic expression for this function, as well as for the correlation energy per particle and for the ratio between the correlation and total energies. Our tests for independent diffusion Monte Carlo and coupled-cluster results for quantum dots – including open-shell data – confirm the generality of the obtained scaling. As the scaling is also well applicable to $\gtrsim 100$ electrons, our results give interesting prospects for the development of correlation functionals within density-functional theory.

PACS numbers: 73.21.La, 78.67.Hc

1. Introduction

Artificial atoms – quantum dots (QD) [1, 2], i.e., nanoscopic semiconductor structures where a set of electrons is confined, offer wider possibilities of engineering their properties than real atoms. The QD size, for example, can be changed from a few nanometers to hundreds of nanometers by modifying the experimental constraints. In turn, the degree of correlation of the electronic motion can be tuned by changing the system size, number of electrons, and the type of the confining potential.

In the present paper, we focus on the standard, quasi-two-dimensional (quasi-2D), isotropic harmonic oscillator model of an artificial atom, given by the N -electron Hamiltonian

$$H = \sum_{i=1}^N \left[-\frac{\hbar^2}{2m^*} \nabla_i^2 + V_{\text{ext}}(r_i) \right] + \sum_{i<j}^N \frac{e^2}{\epsilon |\mathbf{r}_i - \mathbf{r}_j|}, \quad (1)$$

where the external confinement in the xy plane is described by a parabolic potential,

$$V_{\text{ext}}(r) = \frac{1}{2} m \omega^2 r^2. \quad (2)$$

In spite of its simplicity, the model has been shown to predict very well the electronic properties of both vertical and lateral single quantum dots at the GaAs/AlGaAs interface [1, 3, 4]. The model can be essentially characterised by two parameters, the number of confined electrons N and the ratio between Coulomb and oscillator energies, i.e.,

$$\beta = \frac{E_{\text{Coul}}}{\hbar\omega} = \frac{e^2 m^{1/2}}{4\pi\epsilon\omega^{1/2}\hbar^{3/2}}, \quad (3)$$

where e is the electron charge, m its effective mass in the semiconductor material, and ϵ the dielectric constant. We point out that E_{Coul} is the total electron-electron interaction energy, i.e., the expectation value of the Coulomb interaction operator.

In a previous work [5], some of the present authors showed that the total energy of such an artificial atom with $20 \leq N \leq 90$ electrons obeys the scaling relation dictated by Thomas-Fermi (TF) theory

$$\frac{E_{\text{gs}}(N, \beta)}{\hbar\omega} \approx N^{3/2} f_{\text{gs}}(z). \quad (4)$$

The variable $z = N^{1/4}\beta$ combines in a particular way the number of electrons N and the coupling constant β . The function f_{gs} is *universal* in the sense that it depends only on z , and not explicitly on the system parameters. This result is not very surprising, as the TF theory is known to predict well the total energies of “large” electronic systems. In particular, in 2D the gradient corrections to the TF kinetic energy vanish to all orders [6], and, secondly, for the 2D Fermi gas in a harmonic potential the TF (non-interacting) kinetic energy is exact when using the exact density as the input [7]. It is amazing, however, that the TF scaling for the total energy holds for a wide range of β , from the strong-confinement (weak correlations, $\beta \rightarrow 0$) to the weak-confinement limit (strong correlations, $\beta \rightarrow \infty$, the so-called Wigner phase [8]).

In the present paper, we move a step further and examine whether a scaling *a la* Thomas-Fermi, with different exponents, holds also for the correlation energy [9–11] E_c , i.e., the difference between the total ground-state energy E_{gs} and the Hartree-Fock (HF) energy E_{HF} :

$$E_c = E_{\text{gs}} - E_{\text{HF}}. \quad (5)$$

We point out that within density-functional theory (DFT) the HF energy in the above expression is commonly replaced by the total energy of an exact-exchange calculation. In practice, this is very close to the HF energy.

We perform extensive calculations for E_{gs} of QDs with $6 \leq N \leq 90$ and find a unique scaling relation for E_c . The fact that E_c scales is completely unexpected because, by definition, the electronic correlation is beyond mean-field properties [9, 10, 12–21]. In addition, the asymptotic behaviour of the correlation *potential* accessible in DFT has a highly nontrivial scaling [22]. As our second main result, we find that also the fraction of the total energy associated with E_c scales in a universal way.

The paper is organised as follows. In the next section we briefly summarize the computational methods employed. In Sec. 3, we present and discuss results from numerical calculations of E_c . Finally, concluding remarks are given in Sec. 4.

2. Numerical Results

In order to validate our numerical values for E_c , we perform extensive calculations by means of standard many-electron methods including HF, DFT in the local-density approximation (LDA) [23, 24], variational quantum Monte Carlo (VMC) [25–29], and full configuration interaction (FCI) method [30]. We have used our own numerical codes with all the methods, but the shown HF and some LDA results have been calculated with the OCTOPUS code [31].

For simplicity, we give the confinement strength ω and energies in atomic units. These can be used to obtain the material-dependent effective atomic units, i.e. the effective Hartree energies and effective Bohr radii correspond to $E_h^* = (m^*/m_0)/(\varepsilon/\varepsilon_0)^2 E_h$ and $a_0^* = (\varepsilon/\varepsilon_0)/(m^*/m_0) a_0$, respectively. Our choices for ω used below represent typical experimental setups for GaAs quantum dots. For the GaAs case, the effective atomic units correspond to $E_h^* \approx 11.1277$ meV and $a_0^* \approx 10.11$ nm

We find that both our VMC results (which are upper bounds for the total energy) as well as the DFT results compare very well with FCI. This is demonstrated in Fig. 1 for the case $N = 6$ and $\omega = 0.25$ a.u. that corresponds to the most correlated case of our set of QDs (see Fig. 2 below). The FCI result is plotted as a function of the energy cutoff for the many-body configuration included in the basis [33], and it eventually converges to a value that is very close to the VMC and LDA. It is noteworthy that the HF ground-state energy (lacking the correlation) is higher, and thus the gray region in Fig. 1 corresponds to the correlation energy according to Eq. (5).

The FCI method becomes too expensive with the larger particle numbers considered. However, we can see from Fig. 1 that VMC is able to capture nearly all

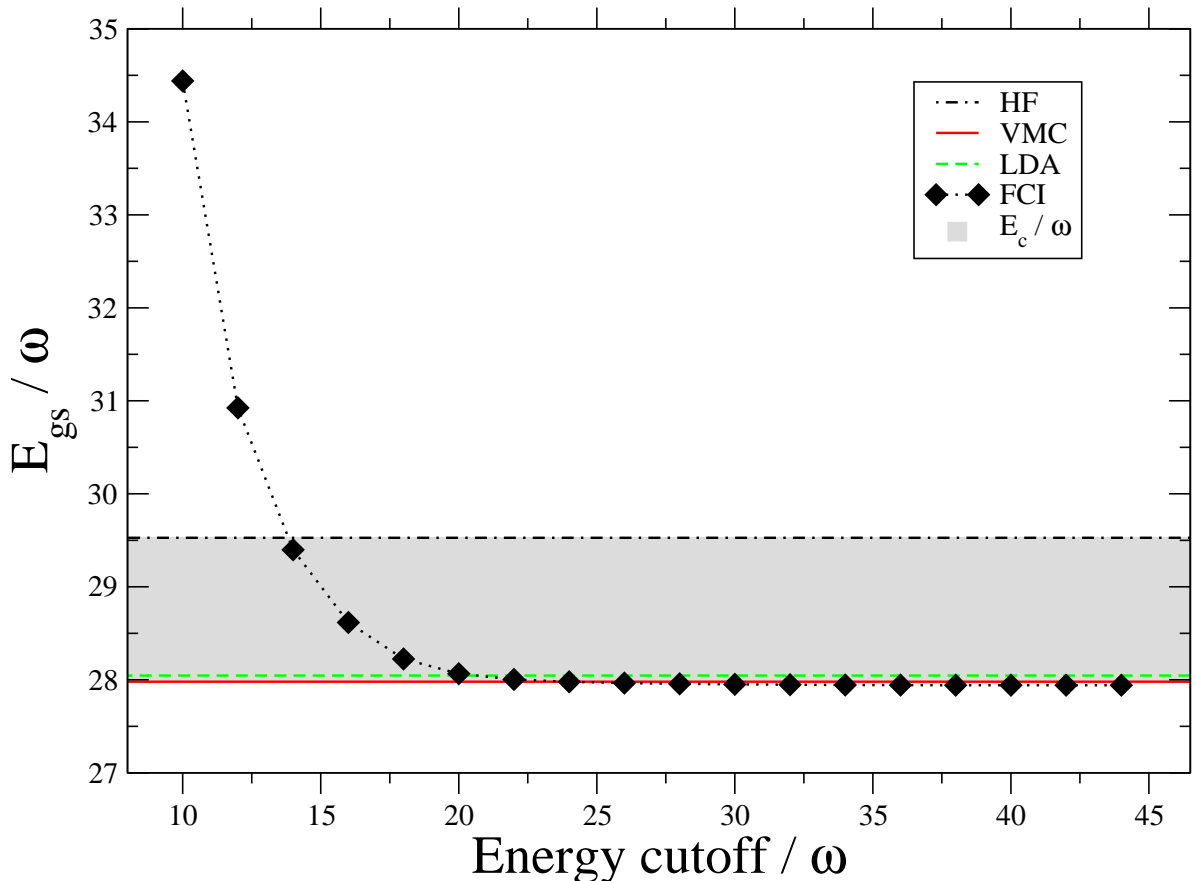


Figure 1. Convergence of FCI energies for a quantum dot with $N = 6$ and $\omega = 0.25$ a.u. as a function of the non-interacting energy cutoff for the many-body configuration included to the basis [33] (lines to guide the eye). When the basis is sufficiently large the VMC and LDA results coincide with the FCI result. The difference to the HF result (higher in energy) corresponds to the correlation energy (gray shaded region).

of the correlation energy for the case shown. Furthermore, this is the most correlated case we study in this manuscript. We stress that the correlation energy is only a few percent ($< 6\%$) of the total energy, reaching the largest relative values for the smallest systems in the strong-coupling regime. This is visualized in Fig. 2 that shows the relative correlation energy $\chi = |E_c/E_{gs}|$ as a function of the confinement strength. The gray area corresponds to the typical experimental regime when considering laterally or vertically confined GaAs QDs. One can see that the correlation energy is largest at small particle number and with the weak confinements. The gray area in the figure corresponds to the typical experimental regime when considering laterally or vertically confined GaAs QDs.

Our HF, LDA, and VMC results are summarized in Table 1. All the systems considered are closed-shell QDs with ground-state angular momentum and spin quantum numbers $L = S = 0$. As the VMC calculations are expected to yield the exact ground-state energy with a good accuracy, we use those results in the following to compute the

Table 1. Hartree-Fock, LDA, and VMC ground-state energies of the quantum dots considered in this work.

N	ω [a.u.]	E_{HF} [a.u.]	E_{LDA} [a.u.]	E_{VMC} [a.u.]
6	0.25	7.38845	7.0114	6.99496(8)
	0.5	12.2713	11.838	11.8022(1)
	1	20.7192	20.252	20.1821(2)
	10	136.853	136.61	136.172(3)
	100	1120.32	1121.4	1119.55(0)
12	0.138564	16.1967	15.485	15.4946(1)
	0.25	24.5034	23.648	23.6548(5)
	0.5	40.2161	39.217	39.2110(9)
	1	66.9113	65.805	65.7680(12)
	10	416.192	415.27	414.759(8)
	100	3248.39	3249.3	3246.84(3)
20	0.091268	29.2580	28.135	28.1690(4)
	0.124230	36.1435	34.902	34.9413(4)
	0.178885	46.4969	45.102	45.1461(6)
	0.25	58.6937	57.157	57.2088(11)
	0.5	95.7327	93.927	93.9838(13)
	1	158.004	155.98	156.030(1)
	10	947.406	945.44	944.969(14)
30	100	7151.40	7151.7	7148.77(7)
	0.111780	67.1794	65.274	65.3545(9)
	0.152145	82.9708	80.876	80.9676(12)
	0.219089	106.689	104.35	104.463(1)
	0.5	189.938	187.09	187.2425(8)
	1	311.860	308.65	308.832(2)
	2	519.252	515.80	515.976(2)
	3	705.213	701.68	701.782(20)
42	10	1822.68	1819.3	1819.01(3)
	0.132260	133.470	130.54	130.687(2)
	0.180021	164.821	161.61	161.793(2)
	0.259230	211.875	208.32	208.536(3)
	0.5	334.802	330.78	330.952(4)
	1	547.683	543.03	543.381(10)
	2	907.564	902.50	902.923(15)
	3	1228.57	1223.4	1223.84(2)
56	10	3139.90	3134.7	3134.96(4)
	0.152721	239.599	235.37	235.846(5)
	0.2078699	295.850	291.24	291.892(6)
	0.75	722.112	716.70	716.563(14)
	1	885.850	879.88	880.073(16)
	2	1462.56	1455.7	1456.39(2)
72	3	1974.82	1967.7	1968.42(2)
	10	5001.92	4994.6	4995.34(7)
	2	2218.71	2210.8	2210.78(3)
	3	2989.61	2980.8	2981.51(4)
90	10	7516.12	7506.3	7508.14(12)
	3	4320.5	4308.5	4310.5(1)

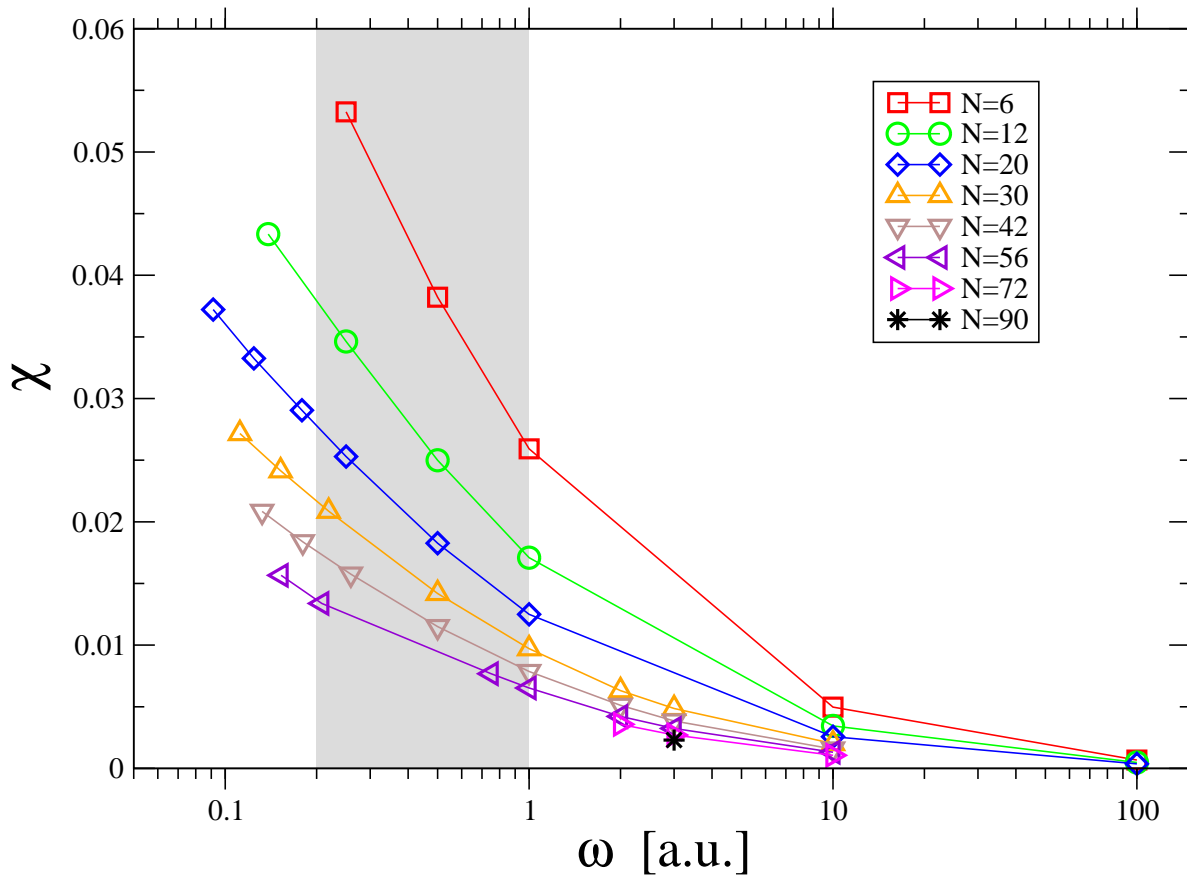


Figure 2. Relative correlation energies as a function of the confinement energy ω (log-scale). Symbols are the results from the VMC and LDA calculations. Lines are to guide the eye. The gray shaded region corresponds to typical experimental setups for GaAs quantum dots.

correlation energy as the difference from the HF energies. However, it is reassuring to see that the LDA energies are very close to the VMC results. The accuracy of LDA in these systems is well expected due to the smooth potentials and densities, and it is in accordance with previous studies [4]. We notice that – for the parameters used in the calculations – the scaled variable $z = N^{1/4}\beta$ takes values in the range $0 < z < 8$ that covers the weak-coupling and a part of the strong-coupling regimes; $z \approx 1$ is the transition point between these regimes [34].

3. Scaling of the correlation energy

Here, we first assume that the correlation energy has a particular scaling with respect to N . Thus, we suggest an ansatz of the form

$$\frac{E_c}{\omega} = N^\sigma f_c(N^{1/4}\beta). \quad (6)$$

Next, we fit our data for N and β to the ansatz by varying the scaling exponent σ . We minimized the normalized root mean square deviation of the data as a function of σ .

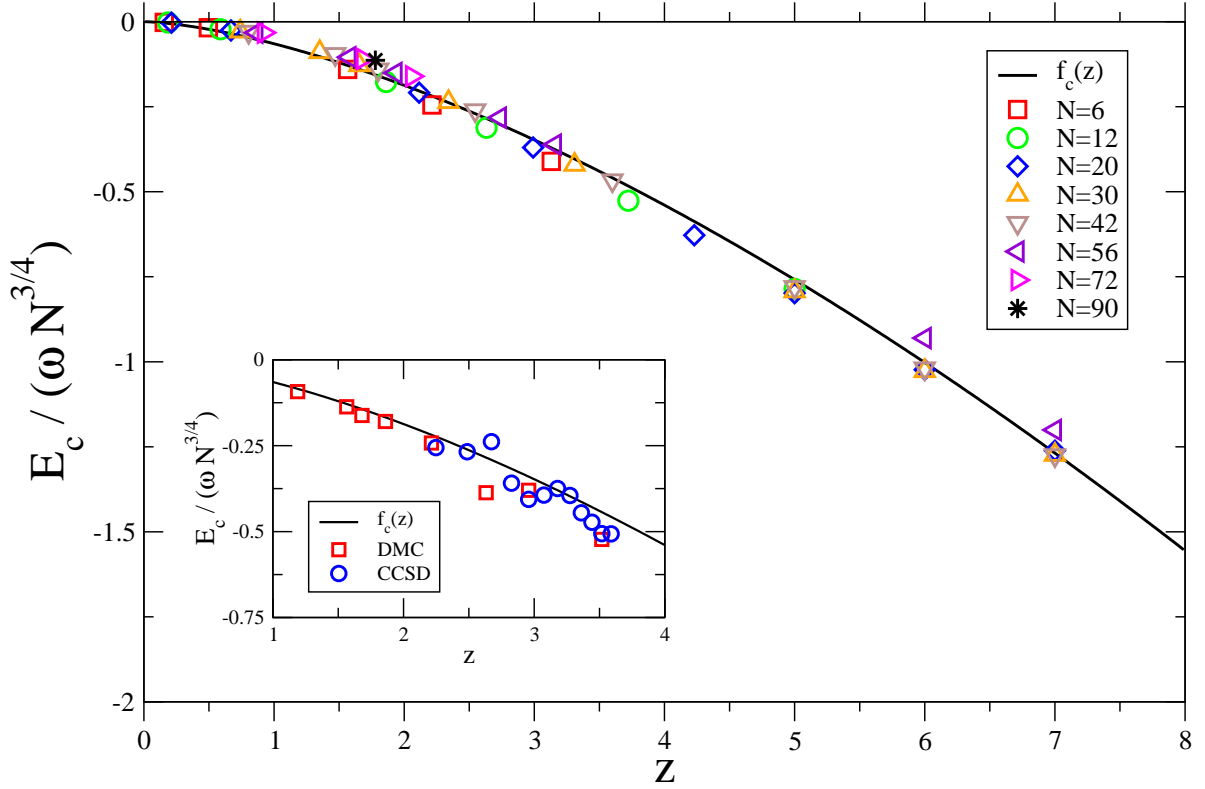


Figure 3. Scaled correlation energies as a function of the variable $z = \beta N^{1/4}$. Symbols correspond to VMC results and the solid curve represents the function f_c in Eq. (3). Inset: results from diffusion Monte Carlo (DMC) [35] calculations for $N = 2 \dots 13$ and coupled-cluster singles-doubles (CCSD) calculations [36] for $N = 2, 6, 12$ compared against the scaling function f_c .

The minimum deviation is obtained with $\sigma \approx 3/4$, and thus we set σ to this value. For the function f_c , a two-parameter fit of the form αz^γ leads to

$$\frac{E_c}{\omega N^{3/4}} = -0.0668 z^{1.51}. \quad (7)$$

The scaled correlation energies are shown in Fig. 3 along with the function $f_c(z)$. It can be seen that the quality of the obtained analytical expression for f_c is very good in the whole range of z , showing a mean deviation of about 5% for E_c . We point out that Eq. (7) can be straightforwardly rewritten in such a way that the dependence of E_c on the system parameters (say, N and ω) becomes explicit:

$$E_c(N, \omega) = -0.0668 N^{1.1275} \omega^{0.245}, \quad (8)$$

where E_c is given in a.u. From this expression, we can trivially obtain an expression also for the correlation energy per particle E_c/N .

Next we confirm the applicability of the obtained scaling relation by comparing the scaling function f_c in Eq. (7) against independent calculations for small and medium-size QDs, including open-shell systems. In particular, we consider diffusion Monte Carlo results for $N = 2 \dots 13$ by Pederiva *et al.* [35] and very recent coupled-cluster

calculations for $N = 2, 6, 12$ by Waltersson *et al.* [36]. The inset of Fig. 3 shows that both sets of results fit well with our scaling relation. The largest deviations are found with smallest electron numbers ($N = 2$).

Another interesting quantity to consider for the scaling is χ as defined above, i.e., the relative fraction of the correlation energy with respect to the total energy. It can be shown that χ also follows a similar scaling relation as a function of the parameter z . We use Eq. (7) for E_c and for the total ground-state energy we use the result

$$\frac{E_{\text{gs}}}{\hbar\omega N^{3/2}} = \frac{2}{3} + \frac{0.698 z + 1.5 z^{4/3} + 2.175 z^{5/3}}{1 + 2.149 z^{1/3} + 1.5 z^{2/3} + 2.175 z}, \quad (9)$$

obtained in Ref. [5]. It has been found that the last expression performs better for systems with large N , in particular for $N > 20$. For the fraction χ , we obtain

$$\chi(z)N^{3/4} = f_\chi(z) = \frac{p(z)}{q(z)}, \quad (10)$$

where

$$p(z) = 0.200z^{1.513} + 0.431z^{1.846} + 0.301z^{2.180} + 0.436z^{2.513}. \quad (11)$$

and

$$q(z) = 2 + 4.298z^{1/3} + 3z^{2/3} + 6.444z + 4.5z^{4/3} + 6.525z^{5/3}. \quad (12)$$

The computed values of χ , labeled according to N , are shown in Fig. 4 together with the obtained analytic expression. It can be seen that Eq. (10) works remarkably well for systems with $N > 20$. Let us stress that in the weak-confinement regime ($z \gg 1$) Eq. (10) predicts an almost linear dependence of $\chi N^{3/4}$ on the parameter z , leading to $\chi \sim N^{-0.54}\omega^{-0.42}$.

In the extreme low-density limit, the system approaches the so-called Wigner phase [8]). The mean-field methods break the rotational symmetry in this case, and the electron localize in space [37]. In the many-body treatment, the localization can be seen in the conditional densities [29]. Here, our results are not in that limit, and analysis of this limit is left for future studies.

Finally, we notice that in real (three-dimensional) atoms, the TF theory predicts for the total energy the following dependence [39]:

$$E_{\text{gs}}(N, Z) \approx N^{7/3} f_{gs}(N/Z), \quad (13)$$

where Z is the nuclear charge. The correlation energy also seems to show a scaling *a la* TF with

$$E_c(N, Z) \approx N^\alpha f_c(N/Z). \quad (14)$$

The coefficient α is near $4/3$ [40–49]. We stress, however, that real atoms, unlike artificial ones, are always in the weak-correlation regime.

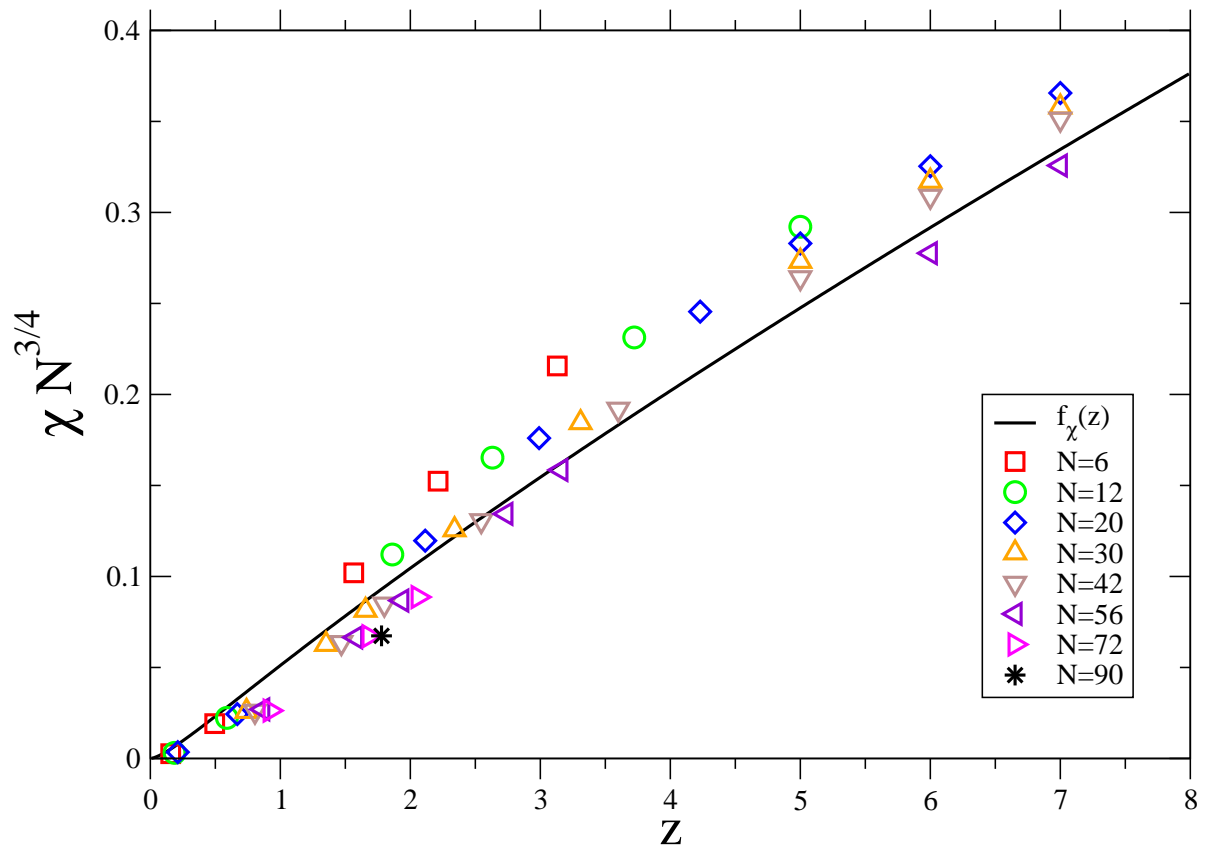


Figure 4. Scaled relative correlation energies $\chi = |E_c/E_{\text{gs}}|$ as a function of the variable $z = \beta N^{1/4}$ obtained from the VMC and LDA results. The solid line corresponds to Eq. (10).

4. Concluding Remarks

In summary, we have performed extensive numerical calculations for semiconductor quantum dots and found an unexpected universal scaling relation for the correlation energy, Eq. (7), which resembles the scaling coming from TF theories. A universal scaling relation for the fraction of the total energy associated to the correlations was also obtained [Eq. (10)]. Such an expression provides information on the degree of correlation of the system and the accuracy of the HF estimation, even without any calculations. The material parameters (effective mass, dielectric constant) are contained in the scaling variable z . Our result has direct implications in the design of new correlation functionals for DFT calculations [38, 50], and may also supplement the recently founded DFT for strictly correlated electrons [51] and related approaches.

Acknowledgments

This work has been supported by the Academy of Finland through its Centres of Excellence Program (Project No. 251748) and through Project No. 126205 (E.R.).

A.O. acknowledges support from CIMO, Finland (Gr. TM-11-7776) and is grateful to the members of the QMP Group (Aalto University School of Science) for their hospitality. A.O. and A.G. acknowledge support from the Caribbean Network for Quantum Mechanics, Particles and Fields (OEA, ICTP). A.D. and E.R. acknowledge support by the European Communitys FP7 through the CRONOS project, Grant Agreement No. 280879.

References

- [1] Jacak L, Hawrylak P and Wojs A 1998 *Quantum Dots* (Springer-Verlag, Berlin)
- [2] Y Masumoto and Takagahara T (eds) 2002 *Semiconductor Quantum Dots: Physics, Spectroscopy and Applications* (Springer-Verlag, Berlin-Heidelberg)
- [3] Räsänen E, Könemann J, Haug R J, Puska M J and Nieminen R M 2004 *Phys. Rev. B* **70** 115308
- [4] Räsänen E, Saarikoski H, Harju A, Ciorga M and Sachrajda A S 2008 *Phys. Rev. B* **77** 041302(R)
- [5] Odriazola A, Delgado A and González A 2008 *Phys. Rev. B* **78** 205320
- [6] See, e.g., Holas A, Kozłowski P M and March N H 1991 *J. Phys. A* **24** 4249
- [7] Brack M and van Zyl B P 2001 *Phys. Rev. Lett.* **86** 1574
- [8] Giuliani G F and Vignale G 2005 *Quantum Theory of the Electron Liquid* (Cambridge University Press, New York)
- [9] Löwdin P-O 1955 *Phys. Rev.* **97** 1509
- [10] Löwdin P-O 1959 *Adv. Chem. Phys.* **2** 207
- [11] For a discussion on the commonly employed calculation methods see, for instance, Chapters 4 and 6 of Szabo A and Ostlund N S 1982 *Modern Quantum Chemistry* (Macmillan, New York). See also, A C Hurley 1976 *Electron Correlation in Small Molecules* (Academic Press, London) and, Wilson S 1984 *Electron Correlation in Molecules* (Clarendon Press, Oxford)
- [12] Ziesche P 1995 *Int. J. Quantum Chem.* **56** 363
- [13] Ziesche P and Gersdorf P 1996 *Phys. Stat. Sol. B* **198** 645
- [14] Ziesche P, Gunnarsson O, John W and Beck H 1997 *Phys. Rev. B* **55** 10270
- [15] Gersdorf P, John W, Perdew J P and Ziesche P 1997 *Int. J. Quantum Chem.* **61** 935
- [16] Ziesche P, Smith Jr V H, Hô M, Rudin S P, Gersdorf P and Taut M 1999 *J. of Chem. Phys.* **110**, 13, 6135
- [17] Guevara N, Sagar R and Esquivel R 2003 *Phys. Rev. A* **67** 012507
- [18] Shi Q and Kais S 2004 *J. Chem. Phys.* **121** 5611
- [19] Sagar R P and Guevara N 2005 *J. of Chem. Phys.* **123** 044108
- [20] Huang Z, Wang H and Kais S 2006 *J. of Modern Optics* **53** 2543
- [21] Juhász T and Mazziotti D A 2006 *J. of Chem. Phys.* **125** 174105
- [22] See, e.g., Pittalis S and Räsänen E 2010 *Phys. Rev. B* **82** 195124 and references therein
- [23] Attaccalite C, Moroni S, Gori-Giorgi P and Bachelet G B 2002 *Phys. Rev. Lett.* **88** 256601
- [24] Makkonen I, Ervasti M M, Kauppila V and Harju A 2012 *Phys. Rev. B* **85** 205140
- [25] Foulkes W M C, Mitas L, Needs R J and Rajagopal G 2001 *Rev. Mod. Phys.* **73** 33
- [26] Jastrow R J 1955 *Phys. Rev.* **98** 1479
- [27] Harju A, Barbiellini B, Siljamäki S, Nieminen R M and Ortiz G 1997 *Phys. Rev. Lett.* **79** 1173
- [28] Harju A 2005 *J. Low Temp. Phys.* **140** 181
- [29] Harju A, Siljamäki S and Nieminen R M 2002 *Phys. Rev. B* **65** 075309
- [30] Rontani M, Cavazzoni C, Belluci D and Goldoni G 2006 *J. Chem. Phys.* **124** 124102
- [31] Marques M A L, Castro A, Bertsch G F, Rubio A 2003 *Comput. Phys. Commun.* **151** 60; A Castro, Appel H, Oliveira M, Rozzi C A, Andrade X, Lorenzen F, Marques M A L, Gross E K U and Rubio A 2006 *Phys. Stat. Sol. (b)* **243** 2465
- [32] Landolt-Bornstein, *Numerical Data and Functional Relationship in Science and Technology*, Group III, Volume 17 (Springer-Verlag, Berlin, 1982)

- [33] Mikhailov S A 2002 *Phys. Rev. B* **66** 153313
- [34] Gonzalez A, Partoens B and Peeters F M 1997 *Phys. Rev. B* **56** 15740
- [35] Pederiva F, Umrigar C J and Lipparini E 2003 *Phys. Rev. B* **68** 089901
- [36] Waltersson E, Wesslén C J and Lindroth E 2013 *Phys. Rev. B* **87** 035112
- [37] Saarikoski H, Räsänen E, Siljamäki S, Harju A, Puska M J and Nieminen R M 2002 *Eur. Phys. J B* **26** 241
- [38] Thakkar A J and McCarthy S P 2009 *J. Chem. Phys.* **131** 134109
- [39] Carcassés R and González A 2009 *Phys. Rev. A* **80** 024502
- [40] McCarthy S P and Thakkar A J 2010 *Chem. Phys. Lett.* **494** 312
- [41] Clementi E 1963 *J. Chem. Phys.* **39** 175
- [42] Clementi E 1965 *J. Chem. Phys.* **42** 2783
- [43] Zolotukhina T N and Dmitrieva I K 1989 *Chem. Phys. Lett.* **164** 480
- [44] March N H and Wind P 1992 *Mol. Phys.* **77** 791
- [45] March N H and Nagy A 2005 *Chem. Phys. Lett.* **416** 104
- [46] Mohajeri A and Alipour M 2009 *J. Mol. Struct. (Theochem)* **907** 115
- [47] Liu S and Parr R G 2007 *J. Phys. Chem. A* **111** 10422
- [48] Clementi E and Corongiu G 1997 *Int. J. Quantum Chem.* **62** 571
- [49] Kais S, Sung S M and Herschbach D R 1994 *Int. J. Quantum Chem.* **49** 657
- [50] Räsänen E, Pittalis S, Bekcioglu G and Makkonen I 2013 *Phys. Rev. B* **87** 035144
- [51] Gori-Giorgi P, Seidl M and Vignale G 2009 *Phys. Rev. Lett.* **103** 166402