

Cosmic-ray-induced ionization in molecular clouds adjacent to supernova remnants

F. Schuppan, J. Becker Tjus, J.H. Black, S. Casanova and M. Mandelartz

Abstract Energetic gamma rays (GeV to TeV photon energy) have been detected toward several supernova remnants (SNR) that are associated with molecular clouds. If the gamma rays are produced mainly by hadronic processes rather than leptonic processes like bremsstrahlung, then the flux of energetic cosmic ray nuclei (> 1 GeV) required to produce the gamma rays can be inferred at the site where the particles are accelerated in SNR shocks. It is of great interest to understand the acceleration of the cosmic rays of lower energy (< 1 GeV) that accompany the energetic component. These particles of lower energy are most effective in ionizing interstellar gas, which leaves an observable imprint on the interstellar ion chemistry. A correlation of energetic gamma radiation with enhanced interstellar ionization can thus be used to support the hadronic origin of the gamma rays and to constrain the acceleration of ionizing cosmic rays in SNR. Using observational gamma ray data, the primary cosmic ray proton spectrum can be modeled for $E > 1$ GeV, and careful extrapolation of the spectrum to lower energies offers a method to calculate the ionization rate of the molecular cloud.

F. Schuppan
Ruhr-Universität Bochum, Fakultät für Physik & Astronomie, 44780 Bochum, Germany
e-mail: florian@tp4.rub.de

J. Becker Tjus
Ruhr-Universität Bochum, Fakultät für Physik & Astronomie, 44780 Bochum, Germany

J.H. Black
Dept. of Earth and Space Sciences, Chalmers University of Technology, Onsala Space Observatory,
SE-439 92 Onsala, Sweden

S. Casanova
Unit for Space Physics, North-West University, Potchefstroom 2520, South Africa

M. Mandelartz
Ruhr-Universität Bochum, Fakultät für Physik & Astronomie, 44780 Bochum, Germany

1 Introduction

The origin of cosmic rays (CRs) is one of the central questions in modern astrophysics. In particular, for gamma rays the formation processes are still a matter of debate due to ambiguity of the observations. The detection of the emission of gamma rays in GeV and TeV towards molecular clouds in the direct vicinity of supernova remnants (e.g. [1]) has further fueled the question about the origin of this radiation. In principle, there are three different scenarios by which these particular gamma rays can be formed: bremsstrahlung or inverse Compton scattering of electrons in a leptonic scenario or the formation and – in turn – decay of neutral pions from scattering of CR protons on ambient protons in a hadronic scenario. In most cases, it is not possible to determine which process actually is at work based on the gamma ray spectrum alone. Therefore, correlation studies need to be performed. In the hadronic scenario, CR protons of energies $E > 1$ GeV form neutral pions by deep inelastic scattering on ambient matter, which in turn decay into two gamma rays. It is to be expected that there are also lower energy protons, which are most effective in ionizing hydrogen. Using molecular clouds as tracers for these ionizing lower energy CR protons in spatial correlation with GeV to TeV gamma radiation could offer a strong hint at hadronic origin of the gamma rays, since CR electrons do not penetrate molecular clouds as deeply as CR protons, resulting in a different ionization profile. The ionized molecular hydrogen, H_2^+ , triggers a chemical network, forming about 15 to 20 molecular ions, which are formed in ro-vibrationally excited states (see e.g. [15, 7]). If there is a sufficient amount of these ions formed, i.e. the ionization rate is high enough, the relaxation of these ions results in characteristic line emission, which can be detected as tracer for enhanced ionization [6]. The basic idea is sketched in figure 1.

2 Deriving the CR proton spectrum

To calculate the ionization rate of the molecular cloud, the primary CR proton spectrum at the source is required. To obtain this, observational data about the gamma radiation from instruments as e.g. FermiLAT can be used. To generate the gamma radiation observed, the primary CR proton spectrum at the source can be fitted using a proton-proton interaction model like the one from Kelner et al. 2006 [14] or Kamae 2006 [13, 12]. As input for these models, typically a (broken) power-law in energy with an exponential cutoff is assumed for the primary CR proton spectrum, which forms a spectrum of gamma rays from the decay of neutral pions formed in interactions of the CR protons with ambient matter. An example of the shape of the primary CR proton spectrum is:

$$j_p(E_p) = a_p \left(\frac{E_p}{E_0} \right)^{-\alpha_l} \left(1 + \frac{E_p}{E_{br}} \right)^{-(\alpha_h - \alpha_l)} \exp \left(-\frac{E_p}{E_{cutoff}} \right). \quad (1)$$

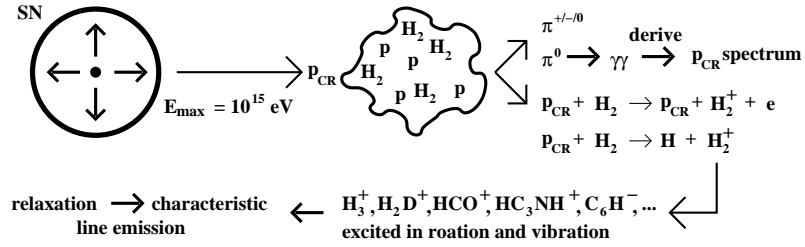


Fig. 1 Sketch of the basic idea

The fit is performed in such a way that the resulting gamma ray spectrum matches the observational gamma data. Free parameters of the fit are the spectral indices below and above the break energy, α_l and α_h , the break energy E_{br} , the cut-off energy $E_{\text{cut-off}}$ and the normalization of the resulting gamma ray spectrum, a_γ . A fitted gamma ray spectrum for a supernova remnant associated with a molecular cloud is shown in figure 2. Since the threshold energy required for the generation of a single pion is about $130 \text{ MeV}/c^2$ and a primary CR proton of $E_p = 1 \text{ GeV}$ typically gives $\sim 10\%$ of its energy to a secondary produced, the primary CR proton spectrum obtained from modelling the GeV-TeV gamma radiation can only be considered known down to energies of about 1 GeV. The ionization cross section of molecular hydrogen, on the other hand, has its peak at 100 keV and declines rapidly towards higher energies [17], so deriving an ionization rate from the modeled primary CR proton spectrum is not trivial. For $E_p < 1 \text{ GeV}$, the spectrum needs to be extrapolated to lower energies carefully, because there is no observational data about this part of the spectrum. In a conservative approach, the primary CR proton spectrum is expected to change from $E_p^{-\alpha}$ to $E_p^{-\alpha+3}$ below 1 GeV. Note that the spectral behavior below $E_p < 1 \text{ GeV}$ has no significant influence on the resulting gamma ray spectrum due to the threshold energy for the production of pions. This modifies the spectral shape

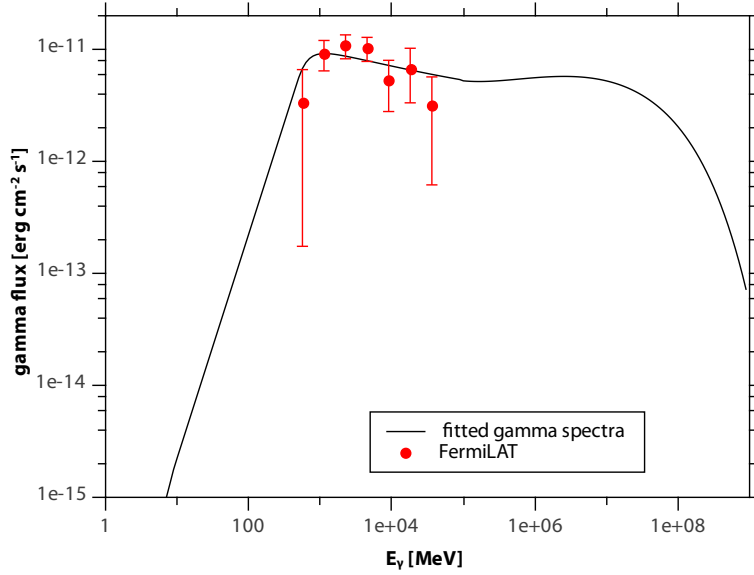


Fig. 2 Gamma ray spectrum from pion decay fitted to gamma ray measurements for G349.7+0.2. Gamma ray measurements from [8]. Primary CR proton spectral shape assumed: $j_p(E_p) = a_p \left(\frac{E_p}{1 \text{ TeV}}\right)^{-\alpha_l} \exp\left(-\frac{E_p}{1 \text{ PeV}}\right)$. Fit parameters: $\chi^2/\text{dof} = 0.88638$, $a_\gamma = (820.97822 \pm 494.07024) / \left(\frac{n_H}{\text{cm}^{-3}} c\right) \text{ erg MeV}^{-2} \text{ cm}^{-2} \text{ s}^{-1}$, $\alpha_l = 2.15415 \pm 0.11482$. To derive a_p from a_γ , see [18].

of the primary CR proton spectrum as:

$$j_p(E_p) = \begin{cases} a_p \left(\frac{E_{lb}}{E_0}\right)^{-\alpha_l} \left(1 + \frac{E_{lb}}{E_0}\right)^{-(\alpha_l - \alpha_i)} \exp\left(-\frac{E_{lb}}{E_{\text{cutoff}}}\right) \left(\frac{E_p}{E_{lb}}\right)^s & (E_p \leq E_{lb}) \\ a_p \left(\frac{E_p}{E_0}\right)^{-\alpha_l} \left(1 + \frac{E_p}{E_{br}}\right)^{-(\alpha_l - \alpha_i)} \exp\left(-\frac{E_p}{E_{\text{cutoff}}}\right) & (E_p > E_{lb}), \end{cases} \quad (2)$$

where s is varied from +1.0 to +2.0, which should offer a lower limit on the spectrum and therefore on the ionization rate. This is due to the fact that an injection spectrum of $\propto p^{-\alpha}$, for a loss term of $\dot{p} \propto p^{-2}$ like ionization losses, would be modified as $\propto p^{3-\alpha}$, and the power law indices for the sources discussed are $s = 1.5 - 2.45$.

The normalization of the primary CR proton spectrum, a_p , is not trivial to calculate from the resulting gamma ray spectrum normalization a_γ obtained from fitting. In fact, it requires an estimate of the volume of the source, whereas the gamma ray spectrum normalization does not depend on this quantity. It enters either in the cosmic ray density or in the hydrogen density of the cloud. For a more detailed description of the calculation of the primary CR proton spectrum, see Schuppan et al. 2012 [18].

3 Predicting the ionization rate

Using this spectrum, we can calculate the ionization rate due to primary proton ionization following Padovani et al. 2009 [17]. Since the spectral behavior of the primary CR proton spectrum is not precisely known, the ionization rate is calculated for different lower spectral indices s and lower break energies E_{lb} . The predicted ionization rate only weakly depends on the actual spectral index below the lower break, s , but rather strongly on the lower break energy E_{lb} . This is due to the strong decline of the ionization cross section of molecular hydrogen for incident proton energies above 100 keV [17]. In our study, we predicted the ionization rates for nine molecular clouds known to be associated with supernova remnants. W49B, in particular, is expected to show signatures of a largely enhanced ionization rate. For at least two objects, the ionization rates are expected to be at least an order of magnitude above the average of Galactic molecular clouds, $\zeta_{\text{gal. aver}}^{\text{H}_2} = 2 \times 10^{-16} \text{ s}^{-1}$ [16]. In this calculation, there are two quantities left as free parameters. The total energy budget in CR protons interacting with the molecular gas, W_{p} , and the hydrogen density of the cloud, n_{H} . The product of these quantities is fixed from fitting the resulting gamma ray flux to observational data, $W_{\text{p}}n_{\text{H}} = \text{const.}$, but the values of the quantities themselves cannot be derived. Note that this equation can be rearranged in such a way that $W_{\text{p}}n_{\text{H}} = \rho_{\text{p}}V_{\text{cloud}}n_{\text{H}} = \rho_{\text{p}}M_{\text{cloud}} = \text{const.}$, where ρ_{p} is the energy density of the cosmic ray protons. Therefore, the calculation can be adapted to the quantities for which there are the best estimates available. In our calculations, we chose the fixed value of $n_{\text{H}} = 100 \text{ cm}^{-3}$ as standard value for the clouds. Should future measurements hint at different densities, the results change as $\zeta^{\text{H}_2} \propto n_{\text{H}}^{-1}$.

This work focuses on the ionization due to primary CR protons, neglecting the contribution of primary CR electrons. For a description of the latter, see Padovani et al. 2009 [17]. Furthermore, the contribution of secondary electrons from primary ionization events is neglected here, which typically enhances the primary ionization rate by a factor of 1.4 to 2 [9]. Neglecting these processes, the calculation of the ionization rate is performed following Padovani et al. 2009 [17] as:

$$\zeta^{\text{H}_2} = \int_{E_{\text{min}}}^{E_{\text{max}}} j_{\text{p}}(E_{\text{p}}) \sigma_{\text{p}}^{\text{ion}}(E_{\text{p}}) dE_{\text{p}}, \quad (3)$$

where E_{min} is the minimum energy of protons considered to contribute to the ionization rate and $\sigma_{\text{p}}^{\text{ion}}$ is the ionization cross section of molecular hydrogen for protons. E_{max} can be chosen as 1 GeV, increasing it further does not change the resulting ionization rate significantly, due to the rapidly declining ionization cross section for $E_{\text{p}} > 100 \text{ keV}$. The value of E_{min} , however, is of large importance for the result. Generally, protons of kinetic energy $E_{\text{p}} < 100 \text{ keV}$ are not energetic enough to penetrate a cloud of $n_{\text{H}} = 100 \text{ cm}^{-3}$. Due to the rapid decline of the primary CR proton spectra used here towards energies $E_{\text{p}} < E_{\text{lb}}$, a value of $E_{\text{min}} = 10 \text{ MeV}$ is chosen as a conservative approximation [10]. This lower integration limit becomes even more important the lower the value of the lower break energy E_{lb} is. The latter

is varied from 30 MeV to 1 GeV in our calculations. Summed up, the larger the lower break energy E_{lb} and the spectral index s below this lower break energy, the lower the resulting ionization rate. In table 1, the parameters used to calculate the ionization rate for all objects considered are shown. The lower break energy, E_{lb} , was altered, while the spectral index of the primary CR proton spectrum below the lower break energy was chosen as $s = +2.0$ as the most conservative approach. The resulting ionization rate for each object considered depending on the lower break energy is shown in figure 3. Changing s from $+2.0$ to $+1.0$ does change the results by a factor of ~ 1.2 for $E_{\text{lb}} = 30$ MeV up to a factor of ~ 2 for $E_{\text{lb}} = 1$ GeV. This, in combination with the value of the lower break energy, is likely to be the largest uncertainty in the calculation. As can be seen, for $E_{\text{lb}} = 100$ MeV, for three objects the predicted ionization rate is at least an order of magnitude above Galactic average for molecular clouds. This choice of the lower break energy E_{lb} might be the most reasonable. However, even for the most conservative scenario, i.e. $E_{\text{lb}} = 1$ GeV and $s = +2.0$, the predicted ionization rate for W49B is orders of magnitude above Galactic average for molecular clouds.

object	d (kpc)	$V_{\text{cloud}} (\text{cm}^3)$	E_0	α_j	α_n or E_{cutoff}	W_p (erg), in protons of $E_p > 10$ MeV	spectral break energy E_{br} (GeV)
W51C	6.0	3.3×10^{60}	1 GeV	1.5	2.9	7.7×10^{49}	15
W44	3.0	4.2×10^{59}	1 GeV	1.74	3.7	1.2×10^{50}	9
W28	2.0	3.2×10^{59}	1 GeV	1.7	2.7	3.3×10^{49}	2
IC443	1.5	4.2×10^{59}	1 GeV	2.0	2.87	2.4×10^{49}	69
W49B	8.0	6.3×10^{56}	1 GeV	2.0	2.7	4.4×10^{50}	4
G349.7+0.2	22.0	2.4×10^{59}	1 TeV	1.7	0.16 TeV	2.2×10^{50}	-
CTB 37A	11.3	3.3×10^{60}	1 TeV	1.7	0.08 TeV	1.3×10^{50}	-
3C 391	8.0	3.4×10^{59}	1 TeV	2.4	100 TeV	2.3×10^{50}	-
G8.7-0.1	4.5	9.3×10^{59}	1 TeV	2.45	100 TeV	3.7×10^{50}	-

Table 1 Table of parameters used to calculate the ionization rate. All values for W_p are calculated for $n_{\text{H}} = 100 \text{ cm}^{-3}$. Gamma ray measurements from: [1, 2, 3, 4, 5, 8]

4 Ionization signatures

An enhanced ionization rate of molecular and atomic hydrogen triggers a chemical network, forming about 15 to 20 relatively simple molecular ions. In fully molecular regions, almost every ionization of molecular hydrogen results in formation of an H_3^+ molecular ion. Therefore, the detection of this molecular ion is a very good tracer for the ionization rate in a molecular cloud [11]. With the ionization rate and a few estimates of cloud parameters like the temperature and density, the amounts of molecular ions formed in a certain ro-vibrational state can be derived using a chemical network and a radiative transfer code as e.g. RADEX [19]. In Becker et al. 2011 [6], the first predicted spectra of H_2^+ , H_3^+ , and HeH^+ are shown for a reference model cloud. Similar spectra can be predicted for other molecular ions. In general, the most reactive ions, such as H_2^+ , OH^+ , and H_2O^+ , will be the most di-

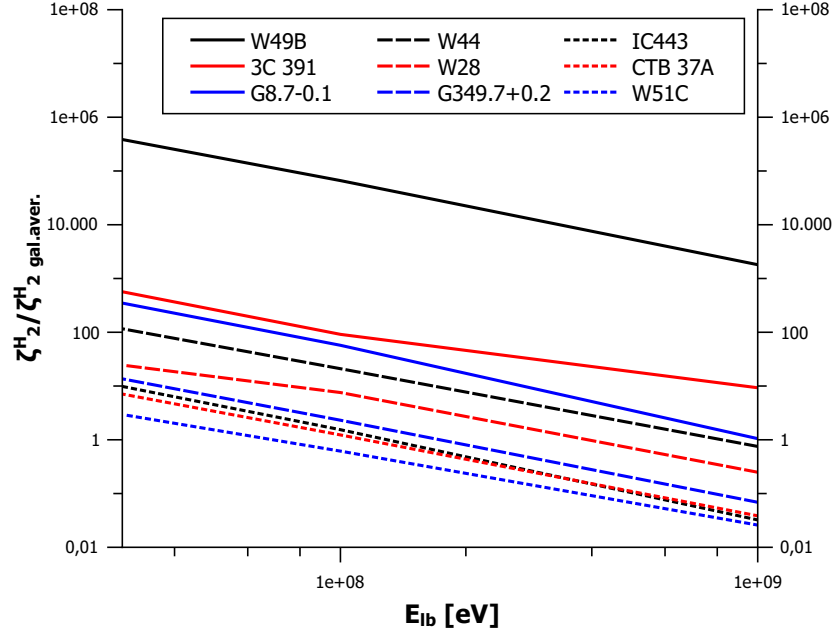


Fig. 3 Predicted ionization rate for all objects considered for different lower break energies E_{lb} of the primary CR protons below $E_p < 1$ GeV.

rect tracers of high ionization. Such a prediction can be made for each molecular cloud associated with a supernova remnant. The detection of such relaxation lines in spatial correlation with GeV to TeV gamma radiation is a strong hint at hadronic origin of both signals. The largest uncertainty in the calculation is the shape of the primary CR proton spectrum for energies $E_p < 1$ GeV. The estimate chosen here is rather conservative, so the derived ionization rates are actually lower limits. A more precise method to predict ionization rates from CR protons is to propagate the CR protons into the cloud, which will be done in future work. Of particular interest is the prediction of ionization profiles, since the profiles induced by CR ionization are expected to be distinct from those induced by photo-ionization and therefore pinpointing the origin of enhanced ionization, at least near the cloud cores, to cosmic rays. With instruments as the Cherenkov Telescope Array and The Atacama Large Millimeter/submillimeter Array, the spatial resolution to perform the correlation study would be available.

Acknowledgements We would like to thank R. Schlickeiser and P.L. Biermann for helpful and inspiring discussions. We also want to thank Marco Padovani for very helpful comments. JBT, SC and FS acknowledge funding from the DFG, Forschergruppe "Instabilities, Turbulence and Transport in Cosmic Magnetic Fields" (FOR1048, Project BE 3714/5-1) and from the Junges Kolleg (Nordrheinwestfälische Akademie der Wissenschaften und der Künste). JHB is grateful to the

Swedish National Space Board for support. We further acknowledge the support by the Research Department of Plasmas with Complex Interactions (Bochum).

References

1. Abdo, A. A. and others: "Fermi LAT Discovery of Extended Gamma-Ray Emission in the Direction of Supernova Remnant W51C", *Astroph. J. Lett.* **706**, L1 (2009)
2. Abdo, A. A. and others: "Gamma-Ray Emission from the Shell of Supernova Remnant W44 Revealed by the Fermi LAT", *Science* **327**, 1103 (2010)
3. Abdo, A. A. and others: "Fermi Large Area Telescope observations of the supernova remnant W28 (G6.4-0.1)", *Astroph. J. Lett.* **718**, 348 (2010)
4. Abdo, A. A. and others: "Observation of supernova remnant IC 443 with the Fermi Large Area Telescope", *Astroph. J. Lett.* **712**, 459 (2010)
5. Abdo, A. A. and others: "Fermi-LAT Study of Gamma-ray Emission in the Direction of Supernova Remnant W49B", *Astroph. Journal* **722**, 1303 (2010)
6. Becker, J. K. et al.: "Tracing the sources of cosmic rays with molecular ions", *Astroph. J. Lett.* **739**, L43 (2011)
7. Black, J. H.: "The short but exciting lives of molecular ions in interstellar clouds". In: J. L. Lemaire and F. Combes (eds.), *Molecules in Space and Laboratory*, (2007)
8. Castro, D. and Slane, P.: "Fermi Large Area Telescope Observations of Supernova Remnants Interacting with Molecular Clouds", *Astroph. Journal* **717**, 372 (2010)
9. Glassgold, A. E. and Langer, W. D.: "Heating of Molecular-Hydrogen Clouds by Cosmic Rays and X-Rays", *Astroph. Journal* **186**, 859 (1973)
10. Indriolo, N. and others: "The Implications of a High Cosmic-Ray Ionization Rate in Diffuse Interstellar Clouds", *Astroph. Journal* **694**, 257 (2009)
11. Indriolo, N. and others: "Investigating the Cosmic-ray Ionization Rate Near the Supernova Remnant IC 443 through H^+_{3} Observations", *Astroph. Journal* **724**, 1357 (2010)
12. Karlsson, N. and Kamae, T.: "Parameterization of the Angular Distribution of Gamma Rays Produced by p-p Interaction in Astronomical Environments", *Astroph. Journal* **674**, 278 (2008)
13. Kamae, T. and others: "Parameterization of γ , $e^{+/-}$, and Neutrino Spectra Produced by p-p Interaction in Astronomical Environments", *Astroph. Journal* **647**, 692 (2006)
14. Kelner, S. R. and others: "Energy spectra of gamma rays, electrons, and neutrinos produced at proton-proton interactions in the very high energy regime", *Phys. Rev. D.* **74:3** (2006)
15. McCarthy, M. C. and others: "Laboratory and Astronomical Identification of the Negative Molecular Ion C_6H^- ", *Astroph. J. Lett.* **652**, L141 (2006)
16. Neufeld, D. A. et al.: "Herschel/HIFI observations of interstellar OH^+ and H_2O^+ towards W49N: a probe of diffuse clouds with a small molecular fraction", *Astron. & Astroph.* **521**, L10 (2010)
17. Padovani, M. and others: "Cosmic-ray ionization of molecular clouds", *Astron. & Astroph.* **501**, 619 (2009)
18. Schuppan, F. and others: "Cosmic-ray-induced ionization in molecular clouds adjacent to supernova remnants - Tracing the hadronic origin of GeV gamma radiation", *Astron. & Astroph.* **541** A126 (2012)
19. van der Tak, F. F. S. and others.: "A computer program for fast non-LTE analysis of interstellar line spectra. With diagnostic plots to interpret observed line intensity ratios", *Astron. & Astroph.* **468**, 627 (2007)