

On the refined counting of graphs on surfaces

Robert de Mello Koch ^{a,1} Sanjaye Ramgoolam ^{b, 2} , Congkao Wen ^{b, 3}

^a *National Institute for Theoretical Physics ,
Department of Physics and Centre for Theoretical Physics
University of Witwatersrand, Wits, 2050,
South Africa*

^b *Centre for Research in String Theory, Department of Physics,
Queen Mary University of London,
Mile End Road, London E1 4NS, UK*

ABSTRACT

Ribbon graphs embedded on a Riemann surface provide a useful way to describe the double line Feynman diagrams of large N computations and a variety of other QFT correlator and scattering amplitude calculations, e.g in MHV rules for scattering amplitudes, as well as in ordinary QED. Their counting is a special case of the counting of bi-partite embedded graphs. We review and extend relevant mathematical literature and present results on the counting of some infinite classes of bi-partite graphs. Permutation groups and representations as well as double cosets and quotients of graphs are useful mathematical tools. The counting results are refined according to data of physical relevance, such as the structure of the vertices, faces and genus of the embedded graph. These counting problems can be expressed in terms of observables in three-dimensional topological field theory with S_d gauge group which gives them a topological membrane interpretation.

¹ robert@neo.phys.wits.ac.za

² s.ramgoolam@qmul.ac.uk

³ c.wen@qmul.ac.uk

Contents

1	Introduction	3
2	Review : Permutation triples, Bi-partite graphs and correlators	5
2.1	Matrix model correlators and bi-partite graphs	5
2.2	MHV rules and ribbon graphs	10
2.3	Bi-partite graphs and Feynman graphs of QED	13
2.4	Bi-partite graphs on torus and AdS/CFT	13
3	Quotienting bi-partite graphs and going back via epimorphisms	14
4	Some sequences of bi-partite graph counting	17
4.1	$\mathcal{N}([3^4], [2^6], [6^2])$	18
4.2	$\mathcal{N}([4p], [2^{2p}], [4p])$	19
4.3	$\mathcal{N}([4p], [2^{2p-1}1^2], [2^{2p}])$	21
4.4	$\mathcal{N}([3^{2p}], [2^{3p}], [6p])$	22
4.5	$\mathcal{N}([3^k], [3^k], [3k])$	26
5	QFT counting with External Edges	28
5.1	Implications of Hall's theorem for counting ribbon graphs with labelled external edges	30
6	Geometry and topological field theory of counting embedded graphs	32
7	Discussion	38
A	Glossary	41
B	Some useful characters	43
B.1	Character for $[2^p]$ in hook representations	43
B.2	Character for $[2^p, 1^q]$ in hook representation	44
B.3	Character for $[3^p, 1^q]$ in hook representation	46
C	On calculation of the number of epimorphisms	47

D	Hall's theorem	48
E	Quotienting bi-partite graphs as an operation on permutation triples	49
E.1	Reverse of Quotient construction and Angle Voltages	49
E.2	Index distribution factor	51
F	Chord Diagram counting and ribbon graphs	54

1 Introduction

Graphs embedded on surfaces have a variety of physical applications in the context of large N expansions of quantum field theories (QFTs). The Feynman rules of large N gauge theories can be organized by these embedded graphs with the leading contribution coming from the spherical topology and subleading contributions from higher genus surfaces [1]. The computation of a correlator or amplitude in 4 or general dimensions combines the combinatoric element of enumerating these graphs, computing the associated integrals and summing over the graphs. In matrix models, which can be viewed as QFTs in zero dimensions, correlators are reduced to the combinatoric elements of perturbative QFT problems. In hermitian matrix models, the correlators can be expressed in a very simple form in terms of triples of permutations [2]. These can be related to the usual double-line diagram method of large N calculations, which can be equivalently thought as ribbon graphs, i.e. graphs with vertices and edges, but with a cyclic order at the vertices, which can be viewed as inherited from the orientation of the embedding surface. The link between ribbon graphs and the permutation triples becomes easiest to see when we divide the edges of the ribbon graphs by introducing a new type of vertex, let's call them white vertices, while the previously present vertices are called black vertices. These form an example of embedded bi-partite graphs, where the edges only link black to white. The bi-partite graphs just described can be generalized to allow both black and white vertices to have general valencies. These more general bi-partite graphs show up in calculations of correlators in complex matrix models of relevance to the half-BPS sector of maximally supersymmetric Yang-Mills theory (SYM) [3, 4].

The counting of ribbon graphs was studied in [5], alongside other Feynman graph counting problems, using a uniform method for dealing with ordinary (non-large- N) problems and ribbon graph problems. Generating functions for various graph counting problems of physical interest were given using cycle indices, which keep track of the cycle structures of the permutations in a subgroup of the symmetric group S_d - the group of all the $d!$ permutations of a set of d elements, usually taken as $\{1, \dots, d\}$. Following the approach of [6], the key mathematical tools were the Burnside Lemma from combinatorics (described briefly in the Glossary) and double cosets of permutation groups. The formulae which lead to the simplest counting were found to have a very nice interpretation in terms of topological field theory with S_d gauge group on a cylinder or on a torus. This could be interpreted in terms of counting problems for strings mapping to a two dimensional target, using similar logic to that which lead to the discovery of the string theory dual to large N two-dimensional Yang Mills theory [7]. The 3-holed sphere, the cylinder as well as the torus played a role. Much of the story held true for Feynman graphs without large N , such as ordinary scalar field theory or Quantum Electrodynamics (QED). Along the way, a somewhat surprising result was that there is a map between the counting of QED vacuum graphs and ribbon graphs.

In section 2, we give a review of some of the background material which serves as motivation for the counting problems we consider in this paper. Aside from matrix models and the combinatorics of large N correlators, ribbon graphs also arise in the context of MHV rules for constructing amplitudes [8, 9]. We explain how the permutation triple description of ribbon graphs can be used to extract the trace structure of amplitudes.

This paper extends the permutation group based counting of embedded graphs to a

refined counting where we fix the structure of the vertices as well as the faces. The permutation group approach continues to give surprising insights on the geometrical meaning of the counting problems revealing, in this refined case, the role of topological field theory with S_d gauge group in three dimensions, which in turn can be interpreted in terms of a topological membrane counting.

For this refined counting problem, there is no straightforward formulae in terms of cycle indices. This is a consequence of the fact that we are no longer just counting points on a double coset, but rather, we count those points on a double coset that satisfy some additional constraints. To go further, a new approach is needed. The counting of ribbon graphs, refined by genus, has been considered in several papers in the mathematics literature, for example [10–13]. The method used in [12, 13] relies on the Burnside Lemma and a procedure of quotienting by automorphisms. In section 3, we develop this method in order to address the problem of calculating a more refined counting function $\mathcal{N}(T_1, T_2, T_3)$ for embedded bi-partite graphs, which depends on three conjugacy classes T_1, T_2, T_3 of a symmetric group S_d . We focus attention on connected graphs. By employing the Burnside lemma, the counting is expressed by introducing a sum over an additional permutation which commutes with the permutation triple describing the ribbon (or more general bi-partite) graph. This sum is simplified dramatically by employing Hall’s theorem [14–16], which constrains the commuting permutation to have all cycles of equal length l , thus generating a cyclic Z_l subgroup of S_d . The permutations γ which commute with the triple $\{\sigma_1, \sigma_2, \sigma_3\} \equiv L$ describing a graph form the automorphism group of the graph. The order of this automorphism group is the usual symmetry factor of large N Feynman rules. Given an automorphism γ of a triple L (which is also called a labelled graph), we can quotient by the automorphism to obtain a quotient graph $\bar{L} = \{\bar{\sigma}_1, \bar{\sigma}_2, \bar{\sigma}_3\}$ which has a number of edges $\bar{d} = d/l$. The quotienting procedure also defines a branched covering map from the Riemann surface Σ supporting L to the Riemann surface $\bar{\Sigma}$ supporting \bar{L} . By covering space theory, there is an associated epimorphism from $(\bar{\Sigma} \setminus \text{punctures})$ to Z_l . There are branch indices associated with each cycle of the permutations $\bar{\sigma}_i$. In this way the counting is reduced to the problem of computing the number of quotient graphs and epimorphisms. There is also an index distribution factor which arises when multiple cycles of the same length in the same $\bar{\sigma}_i$ have distinct branch indices.

We use our refined counting formulae in section 4 to obtain explicit results for a number of infinite families of bi-partite graphs. These results make contact with and extend results already available in the mathematics literature. Some of the families we compute agree with previously available results on chord diagrams [17] and one-vertex triangulations [18] thanks to non-trivial identities involving sums of characters of permutation groups. We have checked the relevant identities with Mathematica, but we do not always have nice derivations. Understanding the general structure of the identities is an interesting problem for the future. The agreement between ribbon graph and chord diagram counting involves a general transformation that can be performed on ribbon graphs which results in an embedded graph having only trivalent vertices.

In section 5 we generalize our counting results to Feynman graphs that have external legs. For quantum field theory applications, these external legs are distinguishable, leading to the notion of external-edge-labelled (EEL) graphs which we define. The EEL graphs can be put into one-to-one correspondence with elements of a double coset. Again the application of Hall’s theorem gives a dramatic simplification and ultimately leads to a

formula for the number of EEL graphs as a sum over characters. We also introduce a second double coset, obtained by treating the external legs as indistinguishable, which has applications in matrix model correlators. These two double cosets are related to each other via a quotienting by the permutation group of external edges.

Given the equalities between counting problems of Feynman graphs with the counting of amplitudes in a string theory uncovered in [5], it is natural to explore the geometry of the refined counting we have considered in this paper. This question leads to a rather rich geometrical description which is developed in section 6. The geometrical description employs a three dimensional topological field theory which counts maps from membranes to a 3-manifold $\Sigma \times S^1$, where Σ is a 3-punctured sphere. In section 7 we discuss our results and point out interesting directions in which they may be extended.

Since this paper links different areas of string theory, quantum field theory and combinatorics, we provide a glossary in the Appendix A, which should be useful to diverse readers. The remaining Appendices collect detailed examples of the methods developed in the main body of the paper and supply the technical details of a number of computations.

2 Review : Permutation triples, Bi-partite graphs and correlators

2.1 Matrix model correlators and bi-partite graphs

We review the description of Hermitian matrix model correlators in terms of permutation triples explained in [2]. For earlier relevant literature see [19, 20]. Observables can be parametrized by permutations, more precisely conjugacy classes, equivalently cycle structures of permutations. A multi-trace operator containing $d = 2n$ copies of matrix Φ determines a partition of d , or a conjugacy class in S_d . Call this conjugacy class T_1 , let σ_1 be a permutation in that conjugacy class and define

$$\mathcal{O}_{T_1} = \Phi_{i_{\sigma_1(1)}}^{i_1} \cdots \Phi_{i_{\sigma_1(d)}}^{i_d} \quad (2.1)$$

Wick contractions are pairings, corresponding to the conjugacy class $[2^n] \equiv T_2$, consisting of permutations with n cycles of length 2. Using diagrammatic tensor space techniques, the following equation was derived

$$\langle \mathcal{O}_{T_1} \rangle = \frac{1}{|T_1|} \sum_{\sigma_1 \in T_1} \sum_{\sigma_2 \in T_2} \sum_{\sigma_3 \in S_d} \delta(\sigma_1 \sigma_2 \sigma_3) N^{C_{\sigma_3}} \quad (2.2)$$

in [2]. The $\delta(\sigma)$ is defined as being 1 when its argument is the identity element of the permutation group, and 0 for any other group element. We denote by $|T|$ the number of permutations in the conjugacy class T . If there are t_i cycles of length i in this conjugacy class, then this number is

$$\frac{d!}{\prod_{i=1}^d i^{t_i} t_i!}$$

C_{σ_3} is the number of cycles in the permutation σ_3 . The usual method of doing large N calculations is to draw double line diagrams, or equivalently ribbon graphs, which are

closely related to the above formula. As an example consider the correlator $\langle \text{tr}(\Phi^4) \rangle$ in the Gaussian Hermitian matrix model. There are three Wick contractions, which can be drawn using the double line notation, with lines indicating how the indices are identified when we use

$$\langle \Phi_j^i \Phi_l^k \rangle = \delta_l^i \delta_j^k \quad (2.3)$$

for each contraction.

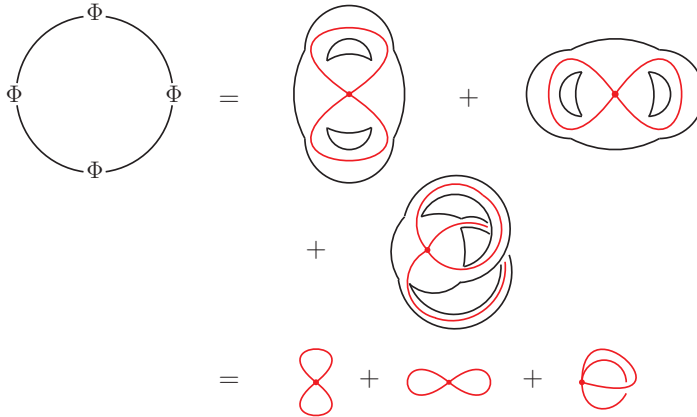


Figure 1: *Double-line diagrams and ribbon graphs*

$$\langle \text{Tr}(\Phi\Phi\Phi\Phi) \rangle = \langle \text{Tr} \overbrace{\Phi\Phi\Phi\Phi} \rangle + \langle \text{Tr} \overbrace{\Phi\Phi\Phi\Phi} \rangle + \langle \text{Tr} \overbrace{\Phi\Phi\Phi\Phi} \rangle \quad (2.4)$$

Figure 1 shows double-line diagrams corresponding to the Wick contractions in (2.4). As shown in the Figure, we can replace the double lines with a graph embedded on the two-dimensional surface. The first two graphs can be drawn without intersection on the sphere, while the third can be drawn without intersection on a torus. In fact the first two are isomorphic as ribbon graphs. The orientation of the underlying surface endows the vertices with a cyclic order. We can think of these graphs in close analogy to ordinary graphs, namely a collection of vertices and edges starting and ending on the set of vertices, but with the understanding that the vertices have a local cyclic symmetry rather than a complete permutation symmetry. Indeed this is how ribbon graphs are often defined (see e.g [20], [21]). This description can be used to develop group theoretic algorithms for counting ribbon graphs and their symmetry factors. Essentially the same group theoretic algorithms work for ordinary Feynman graphs as for ribbon graphs, with permutation groups and cyclic groups exchanging roles as the local symmetries of the vertices [5]. These embedded graphs or ribbon graphs also called “maps” in some of the maths literature, e.g [14]

The relation between the description of matrix model correlators in terms of permutation triples given in (2.2) and the one in terms of ribbon graphs can be understood very simply. This is done by sub-dividing the edges of the ribbon graph by the introduction of a new type of vertex. We can call all the previously existing vertices of the ribbon graph, black vertices, and the newly added vertices white vertices. The edges of the new

graph (sometimes called half-edges since they came from dividing edges into two) can be labelled $1, \dots, d$. A permutation σ_1 is defined by going round the black vertices and a permutation σ_2 is defined by going round the white vertices, both done according to a fixed orientation on the surface.

This is illustrated in Figure 2.

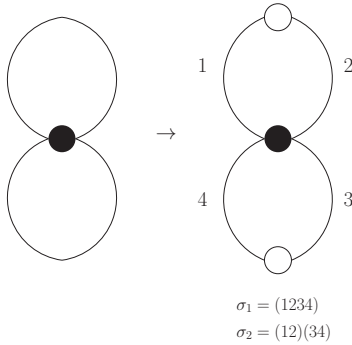


Figure 2: *Ribbon graph to permutation*

We have written permutations in cycle notation, whereby $(1, 2, 3, 4)$ denotes the rearrangement $\{1, 2, 3, 4\} \rightarrow \{2, 3, 4, 1\}$.

This description provides a useful way to think about the Wick contractions. We can choose a labelling around the vertices, which determines σ_1 . Then the different Wick contractions correspond to different choices of σ_2 . This is illustrated in Figure 3.

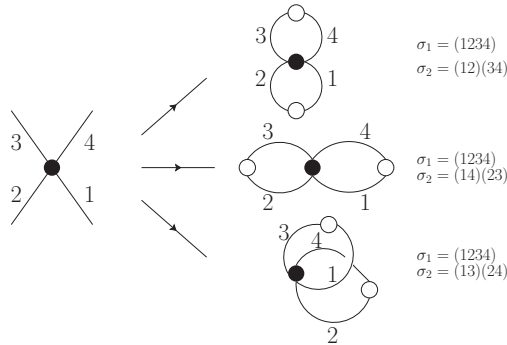


Figure 3: *Wick contractions and permutations σ_2*

The fact that the first two Wick contractions give the same ribbon graph (and the same power of N) follows from the fact that there is a permutation $\gamma = (1, 2, 3, 4)$ which conjugates the first pair $\{\sigma_1, \sigma_2\} = \{(1, 2, 3, 4), (1, 4)(2, 3)\}$ to the second pair $\{\sigma'_1, \sigma'_2\} = \{(1, 2, 3, 4), (1, 2)(3, 4)\}$. Given the two permutations, we can multiply them to get $\sigma_3 = (\sigma_1\sigma_2)^{-1}$ so that

$$\sigma_1\sigma_2\sigma_3 = 1 \tag{2.5}$$

This third permutation contains information about the faces of the embedded graph. The number of cycles in σ_3 , denoted C_{σ_3} is equal to the number of faces. This, as expected from the double line notation, is the power of N we get from double line diagrams and

this is indeed consistent with (2.2) for the correlator. Permutation triples related by conjugation

$$\sigma'_i = \gamma \sigma_i \gamma^{-1} \quad (2.6)$$

correspond to the same ribbon graph, as in the example above. Ribbon graphs can be identified with equivalence classes of these permutation triples. A triple is also called a labelled graph $L = \{\sigma_1, \sigma_2, \sigma_3\}$ and the ribbon graph or equivalence class is denoted $[L]$.

The genus of the Riemann surface supporting the ribbon graph can be inferred directly from the permutations. It is given by the Riemann-Hurwitz relation

$$(2g - 2) = d - C_{\sigma_1} - C_{\sigma_2} - C_{\sigma_3} \quad (2.7)$$

where C_{σ_i} is the number of cycles in the permutation σ_i . This is understood using the fact that the data of permutation triples defines a holomorphic map from the Riemann surface to a sphere \mathbb{P}^1 with 3 branch points. This is called a Belyi map. Such maps have a special role in number theory, since they can be defined over algebraic number fields. Ribbon graphs drawn on the Riemann surface are also called Dessins d'Enfants. This connection to Belyi maps was used in [2] to argue that the Hermitian matrix model is dual to a string theory of holomorphic maps from worldsheet to \mathbb{P}^1 . This has been discussed at the level of the standard topological A-model string in [22].

An important property of a ribbon graph is whether it is connected or not. This is read off from the permutation triple by asking whether they generate a subgroup of S_d which acts transitively on the set $\{1, 2, \dots, d\}$. For any pair of elements i, j in this set, a transitive subgroup contains a permutation which acts on i to give j .

We can generalize the discussion to let the white vertex structures be of any conjugacy class. This is useful in the complex matrix model. In this case, holomorphic and anti-holomorphic observables can be parametrized by conjugacy classes of permutations T_1, T_2 as in (2.1) and the answer expressed in terms a sum of permutations tracking the Wick contractions [3]. The expression can be simplified, eliminating the Wick contraction permutations [4], to give

$$\langle \mathcal{O}_{T_1} \mathcal{O}_{T_2}^\dagger \rangle = \frac{d!}{|T_1| |T_2|} \sum_{\sigma_1 \in T_1} \sum_{\sigma_2 \in T_2} \sum_{\sigma_3 \in S_d} \delta(\sigma_1 \sigma_2 \sigma_3) N^{C(\sigma_3)} \quad (2.8)$$

Here d is the number of Φ in the holomorphic observable \mathcal{O}_{T_1} or the number of Φ^\dagger in the anti-holomorphic observable $\mathcal{O}_{T_2}^\dagger$.

In (2.2) or (2.8) we note that, while the sums over σ_1, σ_2 run over fixed conjugacy classes T_1, T_2 , the sum over σ_3 runs over the whole permutation group. We can define a refined counting where the conjugacy class T_3 of σ_3 is fixed. This corresponds to fixing the structure of the faces of the ribbon graph. If T_3 has p_1 cycles of length 1, p_2 cycles of length 2 etc. then the ribbon graph has p_1 faces bordered by two edges and one black, one white vertex, p_2 faces bordered by four edges and two black, two white vertices etc.

Indeed, we may define $\mathcal{Z}(T_1, T_2, T_3)$

$$\mathcal{Z}(T_1, T_2, T_3) = \sum_{\sigma_i \in T_i} \delta(\sigma_1 \sigma_2 \sigma_3) \quad (2.9)$$

Conjugacy classes form an algebra and $\mathcal{Z}(T_1, T_2, T_3)$ are the structure constants of the algebra. They can be computed using Symmetriza Online [23]. It also has a very useful expansion in terms of characters $\chi_R(\sigma_i)$ for group element $\sigma_i \in T_i$ in representation R associated with Young diagrams, which allows us to write

$$\mathcal{Z}(T_1, T_2, T_3) = \frac{|T_1||T_2||T_3|}{d!} \sum_{R \vdash d} \frac{\chi_R(\sigma_1)\chi_R(\sigma_2)\chi_R(\sigma_3)}{d_R} \quad (2.10)$$

We will use the Murnaghan-Nakayama (MN) Lemma (see [24]) to compute this sum for certain infinite classes of conjugacy classes in Appendix B.

The quantity $\mathcal{Z}(T_1, T_2, T_3)$ is an observable in large N two dimensional Yang Mills theory [7, 25] and has an interpretation in terms of the dual string theory. It is related to the insertion of the Wilson loop observables at the 3 boundaries of a 3-holed sphere. The subset of permutations $\gamma \in S_d$ which leave all three σ_i fixed under conjugation, form a subgroup, called the automorphism group of the triple. In the context of the covering space interpretation, this is a subgroup of homeomorphisms ϕ of the covering space which leave the covering map f unchanged, i.e $f = f \circ \phi$. The size of this Automorphism group is also the symmetry factor which appears in the denominator in large N Feynman rules. The quantity \mathcal{Z} is a sum over ribbon graphs, weighted with inverse symmetry factor.

$$\mathcal{Z}(T_1, T_2, T_3) = d! \sum_{\text{ribbon graphs}} \frac{1}{|\text{Aut}(\text{ribbon graph})|} \quad (2.11)$$

There is another closely related quantity where we count each ribbon graph, or equivalence class of permutation triples, with weight one. Define

$$\begin{aligned} \mathcal{N}(T_1, T_2, T_3) &= \text{Number of equivalence classes of triples} \\ &= \text{Number of ribbon graphs with specified vertex and face structure} \end{aligned} \quad (2.12)$$

This is clearly the fundamental combinatoric element in perturbative large N QFT computations, since we need to be able to enumerate the graphs and then compute corresponding Feynman integrals. This refined counting problem, depending on the choice of 3 conjugacy classes T_1, T_2, T_3 will be the main object of interest in this paper. We will extend existing mathematical techniques from graph theory for application to this physics problem. These will be helpful not only in counting but also construction of these graphs. A related and somewhat simpler counting problem is to fix T_1, T_2 and sum over all T_3 , giving counting functions $\mathcal{N}(T_1, T_2)$ which depend on only two conjugacy classes specifying the valencies of the black and white vertices. All the elements in a conjugacy class T_i can be obtained by fixing a permutation $\hat{\sigma}_i \in T_i$ and writing

$$\sigma_i = \alpha_i \hat{\sigma}_i \alpha_i^{-1} \quad (2.13)$$

The α_i are permutations in S_d . They produce the same σ_i when multiplied on the right by elements in the subgroup H_i which commute with $\hat{\sigma}_i$. So the set of σ_i can be identified with the coset G/H_i . The counting of $\mathcal{N}(T_1, T_2)$ can be expressed in terms of the double coset $H_1 \backslash G/H_2$ and this leads to formulae in terms of cycle indices of H_1, H_2 (see [5] and references therein). We can also fix the black vertex structure, sum over white vertex

structure, while fixing the face structure, and the same type of techniques will work. For example one can compute the number of triangulations : where the cycles of T_3 are all of length 3 [26].

The quantities \mathcal{Z}, \mathcal{N} are symmetric under permutations of the three arguments :

$$\begin{aligned}\mathcal{Z}(T_1, T_2, T_3) &= \mathcal{Z}(T_3, T_2, T_1) = \mathcal{Z}(T_2, T_1, T_3) \\ \mathcal{N}(T_1, T_2, T_3) &= \mathcal{N}(T_1, T_2, T_3) = \mathcal{N}(T_2, T_1, T_3)\end{aligned}\tag{2.14}$$

These can give rise to non-trivial relations between different types of matrix model correlators or between apparently different graph counting problems. For example the exchange of T_1, T_3 is face-vertex duality.

The quantity $\mathcal{Z}(T_1, T_2, T_3)$ counts what are called *labelled maps* in the mathematics literature (i.e labelled embedded graphs in the terminology of this paper) and $\mathcal{N}(T_1, T_2, T_3)$ counts *unlabelled maps* or *unrooted maps* (i.e embedded graphs in our terminology). For the connected case, the number of labelled maps is $(d-1)!$ times the number of what are called *rooted maps*. The literature on rooted/labelled maps is more extensive than that on unrooted/unlabelled maps.

For computations in scalar field theory the quantities $\mathcal{N}(T_1, T_2, T_3)$ directly give the desired Feynman graphs of large N . For more general field theories, a classification of these graphs provides a starting point, upon which additional data associated with spin and flavour quantum numbers can be incorporated. Indeed in standard computational approaches to Feynman rules (without large N) the graphs of scalar field theory are the starting point [27]. Detailed studies of $\mathcal{N}(T_1, T_2, T_3)$ are therefore of very general interest for large N computations. In the next sub-section we will show that amplitude computations, even without large N , involve this counting problem : here the source of the local cyclicity will not be double-line diagrams but the nature of MHV vertices.

2.2 MHV rules and ribbon graphs

Scattering amplitudes in Yang-Mills theories can be decomposed according to their color structures,

$$\begin{aligned}\mathcal{A}_n(\{p_k, a_k\}) &= \sum_{\sigma \in S_n/Z_n} N \text{Tr}(T^{a_{\sigma(1)}}, \dots, T^{a_{\sigma(n)}}) A(p_{\sigma(1)}, \dots, p_{\sigma(n)}) \\ &+ \sum_{\sigma \in S_n/S_{n;c}} \text{Tr}(T^{a_{\sigma(1)}}, \dots, T^{a_{\sigma(i)}}) \text{Tr}(T^{a_{\sigma(i+1)}}, \dots, T^{a_{\sigma(n)}}) \\ &\times A(p_{\sigma(1)}, \dots, p_{\sigma(i)}; p_{\sigma(i+1)}, \dots, p_{\sigma(n)}) \\ &+ \dots,\end{aligned}\tag{2.15}$$

where T^a is a $U(N)$ generator, and p_i is momentum. Furthermore Z_n and $S_{n;c}$ are the symmetries of the single trace and double trace. They also leave the kinematics parts, $A(p_{\sigma(1)}, \dots, p_{\sigma(n)})$ and $A(p_{\sigma(1)}, \dots, p_{\sigma(i)}; p_{\sigma(i+1)}, \dots, p_{\sigma(n)})$ invariant. The ellipses indicate possible higher multiple trace terms. At tree-level the amplitudes have only single trace structure, whereas one-loop amplitudes can also have double-trace structure and more complicated trace structures appeared at higher-loop level. Each color structure is associated with a color ordered partial amplitude, for instance $A(p_{\sigma(1)}, \dots, p_{\sigma(n)})$ and

$A(p_{\sigma(1)}, \dots, p_{\sigma(i)}; p_{\sigma(i+1)}, \dots, p_{\sigma(n)})$ in the above equation. It is convenient to classify the amplitudes in terms of the number of negative helicity gluons. For a supersymmetric theory, that is what we will focus on, the first non-trivial amplitude is the one with two negative helicity gluons, which is often called maximally-helicity-violating (MHV) amplitude in the literature. Similarly the amplitudes with $k + 2$ negative helicity gluons are referred to as N^k MHV amplitudes. Any n -point tree-level MHV amplitude was first obtained by Parke-Taylor in a very simple and beautiful form [28]

$$\mathcal{A}_n^{\text{MHV}}(\{p_k, a_k\}) = \sum_{\sigma \in S_n/Z_n} \text{Tr}(T^{a_{\sigma(1)}}, \dots, T^{a_{\sigma(n)}}) \frac{\delta^8(\sum_i Q_i) \delta^4(\sum_i p_i)}{\langle 12 \rangle \dots \langle n-1n \rangle \langle n1 \rangle}, \quad (2.16)$$

where p_i is momentum and $Q_i^A{}_\alpha = \lambda_{i\alpha} \eta_i^A$ is often referred to as super momentum. Here η^A , with $A = \{1, 2, 3, 4\}$, is the fermionic variables for $\mathcal{N} = 4$ supersymmetry. We have applied the helicity spinor formalism and the on-shell $\mathcal{N} = 4$ notation to write the super amplitudes in a compact form. For a recent review on the notations and the subject of scattering amplitudes see e.g. [29]. Let us only mention that the holomorphic spinor λ and anti-holomorphic $\tilde{\lambda}$ are used to solve the massless on-shell condition $p^2 = 0$, which are defined as

$$p_i = \lambda_i \tilde{\lambda}_i. \quad (2.17)$$

The MHV rules give a powerful tool for calculating non-MHV scattering amplitudes. Inspired by the twistor string formalism of $\mathcal{N} = 4$ SYM [30], the MHV rules were originally formulated at tree-level [8], and later were generalized to loop-level [9]. The rules state that any scattering amplitude in $\mathcal{N} = 4$ SYM can be computed by gluing super MHV vertices together with scalar propagators. Any amplitude can be written as

$$\mathcal{A}_n(\{p_k, a_k\}) = \int \prod_i \frac{d^4 \eta_i d^4 P_i}{P_i^2} \mathcal{A}_{n_1}^{\text{MHV}}(\{p_{k_1}, a_{k_1}\}) \mathcal{A}_{n_2}^{\text{MHV}}(\{p_{k_2}, a_{k_2}\}) \dots \mathcal{A}_{n_m}^{\text{MHV}}(\{p_{k_m}, a_{k_m}\}). \quad (2.18)$$

where the P_i are the internal momenta; the p_{k_i} include internal and may have external momenta. Since the propagators are off-shell, the spinors for the internal propagators appearing in the Parke-Taylor formula have to be defined by an off-shell prescription. The definition of the off-shell continuation was realized in [8] by introducing an arbitrary reference spinor $\tilde{\xi}$,

$$\lambda_{i\alpha} = P_{i\alpha, \dot{\alpha}} \tilde{\xi}^{\dot{\alpha}}, \quad (2.19)$$

and the final result, after summing over all the MHV diagrams, is independent of $\tilde{\xi}$, reflecting gauge invariance. For a understanding of the MHV rules at the level of a Lagrangian see [31]. Let us finally mention briefly the color structure part of MHV rules. The $U(N)$ generator T^a satisfies

$$\text{Tr}(T^a T^b) = \delta^{ab}, \quad \sum_a (T_{j_1}^{a \bar{i}_1} T_{j_2}^{a \bar{i}_2}) = \delta_{j_2}^{\bar{i}_1} \delta_{j_1}^{\bar{i}_2}. \quad (2.20)$$

The color structure of MHV diagrams can be obtained from those relations by gluing MHV vertices together [32]. MHV rules were used to prove the standard relation between

single trace partial amplitudes and double trace amplitudes in equation (2.15) at one-loop level [32]. For further details on MHV rules and its application see, e.g. the review [33]. For the purposes of our discussion, what we want to stress is the fact that any n -point MHV vertex has a Z_n cyclic symmetry. Thus it is natural to formulate MHV diagram counting problems in terms of our framework by associating each MHV vertex with a cycle in a permutation σ_1 , as we will illustrate in the following example.

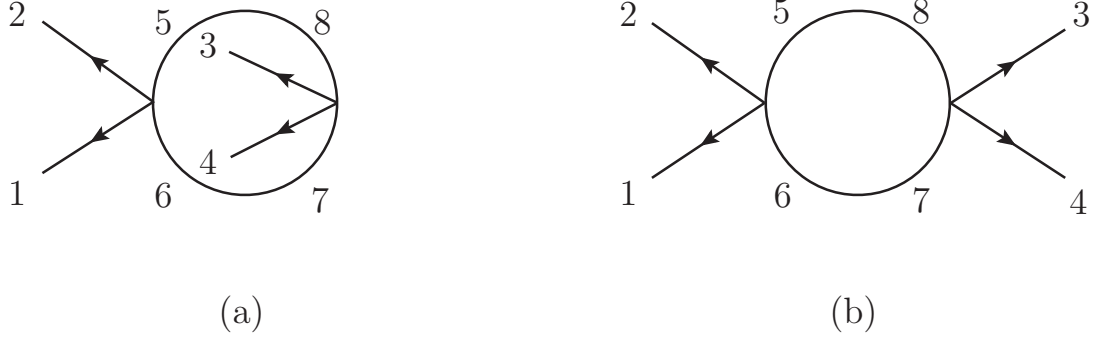


Figure 4: *MHV diagrams with two MHV vertices and four-point external legs, where Figure (a) has a double trace structure and Figure (b) has a single trace structure.*

Here we consider one-loop MHV diagrams with four external legs. Label the external legs 1, 2, 3, 4, as in Figure 4. We have two types of diagram, which are described by the permutation pairs,

$$\begin{aligned}\sigma_1^{(a)} &= (1256)(7834) \\ \sigma_2^{(a)} &= (57)(68)\end{aligned}\tag{2.21}$$

and

$$\begin{aligned}\sigma_1^{(b)} &= (1256)(7834) \\ \sigma_2^{(b)} &= (58)(67).\end{aligned}\tag{2.22}$$

The trace structures of the MHV diagrams are determined by the products of the permutations, $\sigma_1\sigma_2$,

$$\begin{aligned}\text{(a)} &: (\sigma_3^{(a)})^{-1} = \sigma_1^{(a)}\sigma_2^{(a)} = (1276)(3458) \\ \text{(b)} &: (\sigma_3^{(b)})^{-1} = \sigma_1^{(b)}\sigma_2^{(b)} = (128346)(57)\end{aligned}\tag{2.23}$$

If we drop the indices which appear in the pairings σ_2 's, and denote this operation as $D(\cdot)$, then we have

$$\begin{aligned}\text{(a)} &: D(\sigma_3^{(a)}) = (12)(34) \\ \text{(b)} &: D(\sigma_3^{(b)}) = (1432)(\),\end{aligned}\tag{2.24}$$

where we interpret the empty cycle as N . The result shows that the trace structure of case (a) is a double trace, $\text{Tr}(T^1T^2)\text{Tr}(T^3T^4)$, while the trace structure of the case (b) is a single trace, $\text{Tr}(T^1T^2T^3T^4)$ with a factor of N . The result is consistent with what one would obtain by applying the $U(N)$ generator relations, i.e. equation (2.20). The cyclic

nature of the super MHV vertices thus allows a treatment of the combinatorics of MHV diagrams in terms of ribbon graphs and hence permutation triples, which neatly encode the essential physics of trace structures.

In fact in any QFT problem involving vertices with a cyclic symmetry, another example being non-commutative field theories (see e.g. [34]), ribbon graphs will be relevant.

2.3 Bi-partite graphs and Feynman graphs of QED

A somewhat surprising appearance of ribbon graphs is in the context of vacuum graphs of QED, i.e $U(1)$ gauge theory coupled to a fermion or a complex scalar. The key reason for this is illustrated in Figure 5 which shows how to construct ribbon graphs corresponding to two vacuum diagrams. Inside each fermion loop we draw a vertex. We draw an edge going out to every arc lying between photon vertices. Since the matter loops are equipped with an orientation, the edges coming out of the newly introduced vertex inherit a cyclic structure necessary for ribbon graphs. This also allows us to determine how the different edges are tied together. The correspondence between vacuum graphs of QED and ribbon graphs was found in [5] by setting up the counting of the QED graphs in terms of permutations, and simplifying the resulting formulae to find a ribbon graph counting problem. This correspondence with ribbon graphs is distinct from the usual large N gauge theory story, the local cyclic symmetry of the vertices arising from the directed matter lines as opposed to the colour-lines describing matrix indices.

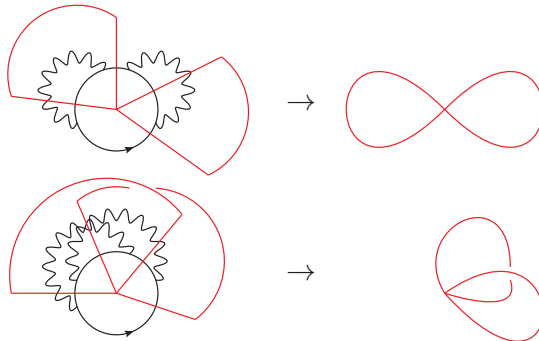


Figure 5: *QED Feynman graphs to ribbon graphs*

2.4 Bi-partite graphs on torus and AdS/CFT

Bi-partite graphs on a torus also appear in the description of gauge theories living on 3-branes transverse to toric Calabi-Yau singularities [35]. The edges of the graph correspond to chiral superfields in the theory. Black vertices correspond to positive terms in the superpotential. White vertices correspond to negative terms. Again we can describe the bi-partite graph in terms of a permutation triple, which also yields a convenient way to read off zig-zag paths [36] which play a central role in relating the geometry to the gauge theory (see [37] for a review of the subject). First label the edges $\{1 \dots d\}$. Read off permutations σ_1, σ_2 by going in a fixed direction, say anti-clockwise around the black and white vertices, and obtain $\sigma_3 = (\sigma_1 \sigma_2)^{-1}$ by group multiplication in S_d . Again the cycle

structures of these three permutations are related to the genus of the surface (in this case genus one) by the Riemann-Hurwitz formula. It is important for this that the two permutations are read off by going round the black and white vertices according to the same orientation, even though the construction of the superpotential uses a reading of the edges around black and white vertices in opposite directions.

Yet other appearances of ribbon graphs occur in classifying subgroups of $SL(2, \mathbb{Z})$ [38].

These multiple appearances of ribbon graphs in physics make it extremely important to understand their counting in generality as well as the geometrical aspects of this counting.

3 Quotienting bi-partite graphs and going back via epimorphisms

Bi-partite graphs can be counted in terms of equivalence classes of triples $(\sigma_1, \sigma_2, \sigma_3)$ in S_d where $(\sigma'_1, \sigma'_2, \sigma'_3)$ is equivalent to $(\sigma_1, \sigma_2, \sigma_3)$ when

$$\sigma'_i = \gamma \sigma_i \gamma^{-1} \tag{3.1}$$

for some $\gamma \in S_d$. We are interested in counting with $\sigma_i \in T_i$, with conjugacy classes T_i fixed. Each triple $\sigma_1, \sigma_2, \sigma_3$ describes what is called a *labelled graph*. So we will write $L = \{\sigma_1, \sigma_2, \sigma_3\}$. These equivalence classes under S_d conjugation are *unlabelled graphs*. We will use $T(L) \equiv \{T_1, T_2, T_3\}$ to denote the conjugacy classes of the three permutations. And we use $[L]$ to denote the S_d equivalence class containing L . It is clear that $T(L) = T([L])$.

The quantity $\mathcal{Z}(T_1, T_2, T_3)$ in (2.9) is counting labelled graphs. The permutations in S_d which leave a given labelled graph L invariant form a subgroup $\text{Aut}(L)$. If L, L' belong to the same equivalence class, then $\text{Aut}(L)$ is conjugate to $\text{Aut}(L')$ by an element of S_d . This means that the order of the group, $|\text{Aut}(L)|$ is only a function of $[L]$. We may write

$$|\text{Aut}(L)| = |\text{Aut}([L])| \tag{3.2}$$

The number of labelled graphs in an S_d equivalence class is equal to the

$$\frac{d!}{|\text{Aut}([L])|} \tag{3.3}$$

So the partition function $Z(T_1, T_2, T_3)$ is a sum over equivalence classes $[L]$ weighted by the inverse order of the automorphism group.

$$Z(T_1, T_2, T_3) = \sum_{[L]:T([L])=\{T_1, T_2, T_3\}} \frac{1}{|\text{Aut}([L])|} \tag{3.4}$$

By the Burnside Lemma, these equivalence classes are counted by

$$\mathcal{N}(T_1, T_2, T_3) = \sum_{[L]:T([L])=\{T_1, T_2, T_3\}} 1$$

$$= \frac{1}{d!} \sum_{\gamma \in S_d} \sum_{\substack{\sigma_i \in S_d: \\ \sigma_i \in T_i}} \delta(\sigma_1 \sigma_2 \sigma_3) \delta(\gamma \sigma_1 \gamma^{-1} \sigma_1^{-1}) \delta(\gamma \sigma_2 \gamma^{-1} \sigma_2^{-1}) \quad (3.5)$$

Denoting labelled graphs as L we can write

$$\mathcal{N}(T_1, T_2, T_3) = \frac{1}{d!} \sum_{\gamma \in S_d} \sum_L \langle \gamma, L \rangle \quad (3.6)$$

where $\langle \gamma, L \rangle$ is 1 if γ is an automorphism of L and zero otherwise.

Now for connected embedded graphs, Hall's theorem states that γ is a permutation which has cycles all of equal length. For completeness, we explain the argument in Appendix D. This means that the sum can be written as

$$\mathcal{N}(T_1, T_2, T_3) = \frac{1}{d!} \sum_{l|d} \sum_{\gamma \in [l^{\bar{d}}]} \langle \gamma, L \rangle \quad (3.7)$$

We are summing over divisors l of d , with $\bar{d}l = d$. For each l , we sum over permutations γ which have \bar{d} cycles of length l . It is easy to show that the number of labelled graphs fixed by γ only depends on the conjugacy class of γ . If γ fixes σ_i under conjugation action, then $\mu\gamma\mu^{-1}$ fixes $\mu\sigma_i\mu^{-1}$. It follows :

$$\begin{aligned} \mathcal{N}(T_1, T_2, T_3) &= \frac{1}{d!} \sum_{l|d} \frac{d!}{l^{\bar{d}} \bar{d}!} \sum_L \langle \gamma, L \rangle \\ &= \sum_{l|d} \frac{1}{l^{\bar{d}} \bar{d}!} \sum_L \langle \gamma, L \rangle \end{aligned} \quad (3.8)$$

Here γ is a fixed permutation in the conjugacy class $[l^{\bar{d}}]$, and we included a factor which is the size of the conjugacy class. For any $L = \{\sigma_1, \sigma_2, \sigma_3\}$ which has $\langle \gamma, L \rangle = 1$, we can generate a list by conjugating L with permutations in S_d which leave γ invariant under conjugation. These permutations form a subgroup $S_{\bar{d}}[Z_l] = S_{\bar{d}} \times Z_l^{\bar{d}}$. So the set of L 's which are fixed by γ form orbits of $S_{\bar{d}}[Z_l]$.

Given any (γ, L) pair, we can form a quotient to obtain $\bar{L} = \{\bar{\sigma}_1, \bar{\sigma}_2, \bar{\sigma}_3\}$. Choose a fixed permutation γ with cycle structure $[l^{\bar{d}}]$. Denote by $S_1, \dots, S_{\bar{d}}$ the sets of integers in the cycles of γ . Denote the integers inside each cycle as $S_{a,b}$. The second index can be viewed as an element of Z_l . Given any L we can get a triple of permutations of $\{S_1, \dots, S_d\}$ by a quotienting construction. This triple $\bar{\sigma}_i$ is defined by

$$\bar{\sigma}_i(S_a) = \text{cycle containing } \sigma_i(S_{a,b}) \quad (3.9)$$

This is well-defined, independent of the choice of b [14]. The quotienting construction gives, for each cycle of $\bar{\sigma}_i$, an index. Write

$$\bar{\sigma}_i = \prod_j (\bar{\sigma}_i)_j \quad (3.10)$$

with j running over the cycles of $\bar{\sigma}_i$. Pick an element S_a in the cycle $(\bar{\sigma}_i)_j$. Pick an element $S_{a,b}$ in the set S_a . Define

$$\nu_{i,j} = \frac{\text{Length of cycle in } \sigma_i \text{ containing } S_{a,b}}{\text{Length of cycle } (\sigma_i)_j} \quad (3.11)$$

These numbers are independent of the choices and always integral [14]. So $\nu(\bar{\sigma}_i)$ is a set of positive integers $\nu_{i,j}$ assigned to the cycles of σ_i . Define $\nu(\bar{L}) = \{\nu(\bar{\sigma}_1), \nu(\bar{\sigma}_2), \nu(\bar{\sigma}_3)\}$. More details and examples of the quotienting construction are described in Appendix E.

There is an action of S_d on the set of all pairs (γ, L) by simultaneous conjugation. The subgroup which fixes a given γ is $S_{\bar{d}}[Z_l]$. So the set of all L 's fixed by a given γ forms orbits of this $S_{\bar{d}}[Z_l]$. The $Z_l^{\bar{d}}$ subgroup of this stabilizer group acts on the \bar{d} indices $\{b_1, \dots, b_{\bar{d}}\}$. The $S_{\bar{d}}$ subgroup acts on the a index of S_{a,b_a} . We can consider orbits of the $Z_l^{\bar{d}}$ on the set of L 's fixed by a given γ .

We can see that the diagonal Z_l acts trivially on the L 's but the quotient $Z_l^{\bar{d}}/Z_l$ acts non-trivially, giving orbits of size $l^{\bar{d}-1}$. Indeed, the diagonal Z_l is generated by γ itself, so that is an automorphism of L by assumption. Given something of the form $(g_1, g_2, \dots, g_{\bar{d}})$ in $Z_l^{\bar{d}}$ its action on the set of L 's will be the same as the action of $(1, g_2 g_1^{-1}, g_3 g_1^{-1}, \dots, g_{\bar{d}} g_1^{-1})$, since $(g_1^{-1}, g_1^{-1}, \dots, g_1^{-1})$ acts trivially. However $(1, g_2 g_1^{-1}, g_3 g_1^{-1}, \dots, g_{\bar{d}} g_1^{-1})$ acts on the set $\{1, \dots, d\}$ by fixing one subset of l elements, while moving the remaining elements in cycles of length l . By Hall's theorem, this cannot be in the automorphism group of L , so this means that the $Z_l^{\bar{d}}$ subgroup of the $S_{\bar{d}}[Z_l]$ stabilizer of a fixed γ generates orbits of size $l^{\bar{d}-1}$ in the set of all L 's stabilized by γ .

Since there is an $S_{\bar{d}}$ action on the L 's fixed by a given γ , the list of $(\bar{L}, \nu(\bar{L}))$ will contain all the labelled \bar{L} (i.e complete orbits of $S_{\bar{d}}$). Each labelled \bar{L} will have a multiplicity which includes the factor $l^{\bar{d}-1}$ identified above, along with two additional factors : the *epimorphism factor* and the *index distribution factor*. The epimorphism factor arises because the quotienting procedure for getting a labelled \bar{L} from the labelled L gives rise to additional data associated with each cycle of the permutations in \bar{L} : namely a group element in Z_l . There are also Z_l group elements associated with non-trivial cycles on the Riemann surface supporting \bar{L} . The group elements associated with cycles are denoted e_k and they obey $e_k^{\nu_k} = 1$, where ν_k is the index associated with that cycle. Denoting by g the genus of the quotient ribbon graph, there are $2g$ non-trivial cycles on its supporting Riemann surface, with corresponding group elements a_i, b_i . The Riemann surface supporting L is a branched cover of the one supporting \bar{L} , so by covering space theory, we have

$$\prod_{i=1}^g [a_i, b_i] \cdot \prod_k e_k = 1 \quad ; \quad e_k^{\nu_k} = 1 \quad (3.12)$$

which will be called epimorphism equation. There is thus an epimorphism from fundamental group of Riemann surface minus points to Z_l . In the appendix we explain, with examples, how the epimorphism is read off from L and \bar{L} .

There is a simple class of cases, where like cycles in \bar{L} do not have distinct multiplicities. Then the counting formula takes the form

$$\begin{aligned} \mathcal{N}(T_1, T_2, T_3) &= \sum_{l|d} \frac{1}{l^{\bar{d}}} \sum_{[\bar{L}]} \text{Number of labelled } \bar{L} \text{ in equiv class } [\bar{L}] \\ &\times \text{Number of epimorphisms} \end{aligned} \quad (3.13)$$

This formula is not adequate in the most general case of refined counting. The easiest way to understand this is to look at the first example in E.2. A subtlety arises when

we have distinct indices for cycles of the same length in a given $\bar{\sigma}_i$. We have previously defined a set of integers $\nu_{i,j}$ associated to each cycle of $\bar{\sigma}_i$. These define $\nu(\bar{\sigma}_i)$ and $\nu(\bar{L}) = \{\nu(\bar{\sigma}_1), \nu(\bar{\sigma}_2), \nu(\bar{\sigma}_3)\}$. It will be convenient to define a group

$$G(\nu(\bar{L})) \equiv G(\nu(\bar{\sigma}_1)) \times G(\nu(\bar{\sigma}_2)) \times G(\nu(\bar{\sigma}_3)) \quad (3.14)$$

$G(\nu(\bar{\sigma}_i))$ is a product over cycle lengths of $\bar{\sigma}_i$. If for a specified length, all the cycles have the same index, the group is defined to be the trivial group consisting of the identity permutation. If for a specified length, the cycles do not all have the same index, then the corresponding group is the group of all permutations of these cycles. As an example say $\bar{\sigma}_1$ is

$$\begin{aligned} \bar{\sigma}_1 &= (1)(2)(3,4)(5,6)(7,8)(9,10,11)(12,13,14) \\ \nu(\bar{\sigma}_1) &= \{1, 3, 1, 3, 1, 1, 1\} \end{aligned} \quad (3.15)$$

Then $G(\bar{\sigma}_1)$ is $S_2 \times S_3$, where the S_2 permutes the cycles of length 1 and the S_3 permutes the cycles of length 2. There is no factor for the cycles of length 3 since they have equal index. Another group which can permute cycles of the same length within each of the $\bar{\sigma}_i$ is $\text{Aut}(\bar{L})$. We can define an intersection $\text{Aut}(\bar{L}) \cap G(\nu(\bar{L}))$ which consists of those permutations of like cycles in $\bar{\sigma}_i$ performed by $G(\nu(\bar{L}))$ which can also be performed by $\text{Aut}(\bar{L})$.

We propose that the general formula for refined counting is :

$$\begin{aligned} \mathcal{N}(T_1, T_2, T_3) &= \sum_{l|d} \frac{1}{l^d} \sum_{[\bar{L}]} \text{Number of labelled } \bar{L} \text{ in equiv class } [\bar{L}] \\ &\times \text{Number of epimorphisms} \times |\text{Aut}(\bar{L}) \cap G(\nu(\bar{L}))| \end{aligned} \quad (3.16)$$

For some of the infinite sequences we consider in Section 4, the simple form (3.13) suffices, for the one in section 4.3 it is necessary to use the most general form (3.16). The factor $|\text{Aut}(\bar{L}) \cap G(\nu(\bar{L}))|$, which we call the *index distribution factor*, has not been discussed explicitly in the mathematical literature, as far as we are aware. We illustrate simple examples where it shows up in the appendix E.2.

Another perspective on the quotienting is given by the reverse construction where once starts from the labelled graph \bar{L} , the indices $\nu(L)$, and an epimorphism in order to reconstruct the covering ribbon graph L . The reverse construction of going from labelled quotient graphs up to the covering graphs is described briefly in Appendix E.1. It associates Z_l -valued *voltages* to the angles of the graph. We can also understand the weights, such as the $l^{\bar{d}-1}$ factor, leading to (3.16) from the angle-voltage method.

4 Some sequences of bi-partite graph counting

In this section we will illustrate the application of (3.16) to a variety of counting problems for ribbon graphs and bi-partite graphs. We will start with a simple example and then proceed to infinite sequences.

4.1 $\mathcal{N}([3^4], [2^6], [6^2])$

We wish to know the number $\mathcal{N}([3^4], [2^6], [6^2])$ of ribbon graphs with four trivalent vertices and two faces, each bounded by six edges. Equivalently, by graph duality, we are considering ribbon graphs with two vertices with valency 6 and four faces with valency 3. In the language of bi-partite graphs we are considering the number of bi-partite graphs with four black vertices of valency 3, six bivalent white vertices.

This is described by a triple of permutations $\sigma_1, \sigma_2, \sigma_3$ in S_{12} . Each triple is a labelled graph $L = \{\sigma_1, \sigma_2, \sigma_3\}$. The cycle structures are

$$[\sigma] \equiv \{[\sigma_1], [\sigma_2], [\sigma_3]\} = \{[3^4], [2^6], [6^2]\}. \quad (4.1)$$

The genus of the graph is $g = 1$ as given by the Riemann-Hurwitz relation (2.7). Equivalence classes under conjugation (2.6) correspond to ribbon graphs (also called unrooted maps in the literature). Considering the possible divisors we have automorphisms generating Z_l and corresponding quotient graphs with $\bar{d} = \frac{d}{l}$ edges with

$$(l, \bar{d}) = \{(12, 1), (6, 2), (4, 3), (3, 4), (2, 6), (1, 12)\} \quad (4.2)$$

The cycle structures of the quotient graph $[\bar{\sigma}] \equiv \{[\bar{\sigma}_1], [\bar{\sigma}_2], [\bar{\sigma}_3]\}$ are

$$[\bar{\sigma}] = \{[3^{s_{11}} 1^{s_{12}}], [2^{s_{21}} 1^{s_{22}}], [6^{s_{31}} 3^{s_{32}} 2^{s_{33}} 1^{s_{34}}]\}, \quad (4.3)$$

where the integers $s_{ij} \geq 0$ satisfy

$$3s_{11} + s_{12} = 2s_{21} + s_{22} = 6s_{31} + 3s_{32} + 2s_{33} + s_{34} = \bar{d}. \quad (4.4)$$

Applying the Riemann-Hurwitz formula (2.7) the genus g of the quotient graph is

$$\begin{aligned} 2g - 2 &= \bar{d} - (s_{11} + s_{12} + s_{21} + s_{22} + s_{31} + s_{32} + s_{33} + s_{34}) \\ &= 2s_{11} + s_{21} + 5s_{31} + 2s_{32} + s_{33} - 2\bar{d}. \end{aligned} \quad (4.5)$$

The branching indices of the covering map of the Riemann surfaces $\Sigma(L) \rightarrow \Sigma(\bar{L})$ induced by the quotient $L \rightarrow \bar{L}$ are

$$\nu(\bar{L}) = [1^{s_{11}} 3^{s_{12}}, 1^{s_{21}} 2^{s_{22}}, 6^{s_{31}} 3^{s_{32}} 2^{s_{33}} 1^{s_{34}}] \quad (4.6)$$

We will sometimes omit the factors of 1 in the index and simply write

$$\nu(\bar{L}) = [3^{s_{12}}, 2^{s_{22}}, 6^{s_{31}} 3^{s_{32}} 2^{s_{33}}] \quad (4.7)$$

since they do not play any important role in the epimorphism equation. To determine which s_{ij} would contribute to the counting of $\mathcal{N}([3^4], [2^6], [6^2])$ we study the equations above for the indices and the related epimorphism equations. For instance the case $\bar{d} = 1$, we get indices as $[2, 3, 6]$. However the epimorphism equation

$$e_1 e_2 e_3 = 1 \quad ; \quad e_1^2 = e_2^3 = e_3^6 = 1 \quad (4.8)$$

has no solution for $e_i \in Z_{12}$. Note that the equations $e_i^{m_i} = 1$ mean that we have non-trivial monodromies which give 1 after raising to the power m_i . Here they force

Table 1: Possible quotient graph data for $[\sigma] = \{[3^4], [2^6], [6^2]\}$

$[\bar{\sigma}]$	genus g	Z_l	Indices $\nu[\bar{\sigma}]$
$\{[3^2], [21^4], [6]\}$	0	Z_2	$\{1^2; 2^4; 1\}$ or $\{; 2^4; \}$
$\{[3^2], [2^2 1^2], [3^2]\}$	0	Z_2	$\{1^2; 1^2 2^2; 2^2\}$ or $\{; 2^2; 2^2\}$
$\{[3^2], [2^3], [6]\}$	1	Z_2	$\{1^2; 1^3; 1\}$ or $\{; ; \}$
$\{[3^4], [2^6], [6^2]\}$	1	Z_1	$\{1^4; 1^6; 1^2\}$ or $\{; ; \}$

$e_1 = \omega^6, e_2 = \omega^4, e_3 = \omega^2$ for $\omega^{12} = 1$. The product gives 1 but this is not an epimorphism, rather the image is the Z_6 subgroup generated by ω^2 .

By the same analysis we find all possible contributions, which are listed in Table 1. For each quotient we analyse the epimorphism equation to determine the *epimorphism factors*, which are 1, 1, 3, and 1. In these examples the index distribution factor is 1. The epimorphism equation in the third case is

$$a_1 b_1 a_1^{-1} b_1^{-1} = 1 \quad (4.9)$$

The solutions are $(a_1, b_1) = \{(1, \omega), (\omega, 1), (\omega, \omega)\}$ for $\omega^2 = 1$. The pair $(1, 1)$ solves the equation but, since there are no non-trivial indices, there is no epimorphism for this choice. In the typical case, where there are non-trivial indices, such solutions do contribute to a factor of l^{2g} as we will see in the subsequent examples.

Finally we need the numbers of labelled graphs with these four cycle structures in Eq. (1). They can be calculated by the characters of the related cycle structures, equation (2.10), or SYMMETRICA on-line. Here we only list the results: $3 \times 5!, 3 \times 5!, 5!$ and $3 \times 11!$. In summary, we obtain the number of the unrooted graphs by summing over all the contributions

$$\mathcal{N}([3^4], [2^6], [6^2]) = \left(\frac{1 \times (3 \times 5!)}{2 \times 6!} + \frac{1 \times (3 \times 5!)}{2 \times 6!} + \frac{3 \times 5!}{2 \times 6!} + \frac{1 \times (3 \times 11!)}{1 \times 12!} \right) = 1. \quad (4.10)$$

4.2 $\mathcal{N}([4p], [2^{2p}], [4p])$

In this and following subsections, we will consider some infinite sequences of graphs. Here we consider the counting of the graphs described by permutation triples with cycle structures $[\sigma] = \{[4p], [2^{2p}], [4p]\}$. Let us consider a general Z_l quotient contribution from graphs with $[\bar{\sigma}] = \{[q], [2^{s_{21}} 1^{s_{22}}], [q]\}$, for all possible l which divides $4p$ and we have $q = 4p/l$. The indices can easily be read off from the cycle structures σ and $\bar{\sigma}$. We obtain

$$[\nu(\bar{L})] = [l, 1^{s_{21}} 2^{s_{22}}, l] \quad (4.11)$$

or $[\nu(\bar{L})] = [l, 2^{s_{22}}, l]$ if we ignore the index 1 as we will do in the following discussions. From the index structures we can conclude that when l is odd s_{22} must vanish to have a non-trivial result. That is because any index must be divisible by l since the automorphism group is Z_l for this case. The genus g is calculated from Riemann-Hurwitz formula

$$2g - 2 = q - (s_{21} + s_{22} + 1 + 1) \quad (4.12)$$

which leads to

$$g = \frac{s_{21}}{2} \quad (4.13)$$

which means s_{21} must be an even integer. s_{21} and s_{22} satisfy a further constraint

$$2s_{21} + s_{22} = q \quad (4.14)$$

From this equation we deduce $s_{21} \leq \lfloor q/2 \rfloor$, where $\lfloor x \rfloor$ denotes integer part of x .

To count the number of the graphs applying our general formalism in Section 3, we will calculate the number of labelled graphs for $[\bar{\sigma}] = \{[q], [2^{s_{21}} 1^{s_{22}}], [q]\}$, and the corresponding *epimorphism factor*. The index distribution factor is 1 in this case. Let us start with the *epimorphism factor*. From the indices $[l, 2^{s_{22}}, l]$ we obtain the following epimorphism equations,

$$\prod_{i=1}^g [a_i, b_i] \cdot f_1 f_2 \prod_{j=1}^{s_{22}} e_j = 1, \quad e_j^2 = f_j^l = 1, \quad \text{with } \{e_i, f_i\} \in Z_l. \quad (4.15)$$

Since $e_j^2 = 1$ we have $e_j = -1$ for all j , so the above equations simplify to

$$\prod_{i=1}^g [a_i, b_i] = 1, \quad f_1 f_2 = (-1)^{s_{22}}, \quad f_i^l = 1. \quad (4.16)$$

The number of solutions for the first equation is simply $l^{2g} = l^{s_{21}}$. The number of solutions for the second equation is the number of positive integers $< l$ that are relatively prime to l , namely it is the Euler totient function $\phi(l)$. Putting these two results together, we obtain the *epimorphism factor* for $[\bar{\sigma}] = \{[q], [2^{s_{21}} 1^{s_{22}}], [q]\}$,

$$\text{epimorphism factor} = l^{s_{21}} \phi(l). \quad (4.17)$$

We then consider the number of labelled graphs $[\bar{\sigma}] = \{[q], [2^{s_{21}} 1^{s_{22}}], [q]\}$, using (2.10). For the case at hand, we exploit the fact that the character of a permutation in conjugacy class $[q]$ in S_q (i.e. having a single cycle of length q) is only non-zero for hook representations with row lengths $[q - k, 1^k]$. The dimension of such a hook representation is

$$d_{[q-k, 1^k]} = \binom{q-1}{k} \quad (4.18)$$

using the standard formula for dimensions. We can write

$$\begin{aligned} \mathcal{Z}([q], [2^{s_{21}} 1^{s_{22}}], [q]) &= \frac{|[q]|^2 |[2^{s_{21}} 1^{s_{22}}]|}{q!} \sum_k \frac{\chi_{[q-k, 1^k]}([q])^2 \chi_{[q-k, 1^k]}([2^{s_{21}} 1^{s_{22}}])}{d_{[q-k, 1^k]}} \quad (4.19) \\ &= \frac{(q-1)!^2}{s_{21}! s_{22}! 2^{s_{21}}} \sum_{k=0}^{q-1} \binom{q-1}{k}^{-1} \chi_{[q-k, 1^k]}([2^{s_{21}} 1^{s_{22}}]) \end{aligned}$$

We used the fact that $\chi_{[q-k, 1^k]}([q]) = (-1)^k$. The character appearing in the sum can be written in terms of binomial coefficients and there are some remarkable identities obeyed by the sum of binomial coefficients which imply

$$\sum_{k=0}^{q-1} \frac{\chi_{[q-k, 1^k]}([2^{s_{21}} 1^{s_{22}}])}{d_{[q-k, 1^k]}} = \frac{q}{s_{21} + 1} = \frac{2s_{21} + s_{22}}{s_{21} + 1}. \quad (4.20)$$

The explicit formulae for the characters in terms of binomial coefficients are derived using the Murnaghan-Nakayama relations and are given in the appendix B. It is important that s_{21} is even here.

Putting everything together we obtain the contribution $\{[q], [2^{s_{21}} 1^{s_{22}}], [q]\}$ to the number of unrooted bipartite graphs with cycle structure $\{[4p], [2^{2p}], [4p]\}$,

$$\mathcal{N}_{Z_l}([q], [2^{s_{21}} 1^{s_{22}}], [q]) = \frac{\phi(l)}{4p} \binom{q}{2s_{21}} \frac{l^{s_{21}} (2s_{21})!}{2^{s_{21}} (1 + s_{21})!}, \quad (4.21)$$

where we have used the fact $s_{22} = q - 2s_{21}$. Summing over all the contributions for all possible l 's and s_{ij} 's with constraints, i.e. equation (4.14), we obtain the final result of the number of ribbon graphs for $\{[4p], [2^{2p}], [4p]\}$,

$$\mathcal{N}([4p], [2^{2p}], [4p]) = \frac{1}{4p} \left[\mu_p + \sum_{ql=4p} \phi(l) \sum_{s_{21}=0}^{q/2} \binom{q}{2s_{21}} \mu_{s_{21}/2} l^{s_{21}} + \sum_{ql=4p} \phi(l) l^{q/2} \mu_{q/4} \right] \quad (4.22)$$

where the first sum is only over l even and second over l odd, and μ_k is defined as

$$\mu_k = \frac{(4k)!}{2^{2k} (2k + 1)!}. \quad (4.23)$$

We note our result agrees precisely with the counting of Chord diagrams [17]. A transformation between chord diagrams and ribbon graphs is explained in Appendix F. It is similar to the transformation [5] that relates QED vacuum graph counting to ribbon graph counting.

4.3 $\mathcal{N}([4p], [2^{2p-1} 1^2], [2^{2p}])$

Here we consider the graphs corresponding to the sequence $[\sigma] = \{[4p], [2^{2p-1} 1^2], [2^{2p}]\}$ which involve 1-cycles. It is easy to see the graphs have vanishing genus, $g = 0$, i.e they are all planar. If we consider Z_l quotients we get

$$[\bar{\sigma}] = \left\{ \left[\frac{4p}{l} \right], [2^{s_{21}} 1^{s_{22}}], [2^{s_{31}} 1^{s_{32}}] \right\} \quad (4.24)$$

This leads to indices of the form $[l, 2^s, 2^{s_{32}}]$ where $s = s_{22} - 1$ or $s = s_{22} - 2$. Consequently we have the following epimorphism equation,

$$f \prod_{i=1}^{s+s_{32}} e_i = 1, \quad e_i^2 = 1, \quad f^l = 1, \quad \text{with } \{e_i, f\} \in Z_l \quad (4.25)$$

This has no solution for $l > 2$. The only possible quotients are the Z_2 quotient leading to

$$[\bar{\sigma}] = \{[2p], [2^{s_{21}} 1^{s_{22}}], [2^{s_{31}} 1^{s_{32}}]\} \quad (4.26)$$

and the quotient by the identity element gives

$$[\bar{\sigma}] = \{[4p], [2^{2p-1} 1^2], [2^{2p}]\} \quad (4.27)$$

In the case of the Z_2 quotient, the integers $s_{ij} \geq 0$ satisfy the following conditions

$$2p - (1 + s_{21} + s_{22} + s_{31} + s_{32}) = 2g - 2 = -2, \quad (4.28)$$

$$2s_{21} + s_{22} = 2p, \quad 2s_{31} + s_{32} = 2p, \quad s_{22} > 0,$$

where s_{22} cannot vanish because the conjugacy class $[2^{2p-1}1^2]$ contains cycles of length one. From this we obtain,

$$s_{32} = 0, \quad s_{22} = 2, \quad (4.29)$$

Let us pause here to analyse the indices of $[\bar{\sigma}] = \{[2p], [2^{p-1}1^2], [2^p]\}$. Since the indices of the 1-cycles cannot both be 2, it follows that the indices are $[2, 2^s]$, where $0 \leq s < 2$. Simple analysis leads to the conclusion that only the epimorphism equation with $s = 1$ has a solution, and the *epimorphism factor* is just 1. The *index distribution factor* is 2 for this case, since there are two possibilities of choosing which 1 in $[2^{p-1}1^2]$ of $\{[2p], [2^{p-1}1^2], [2^p]\}$ to have an index 2. Thus we conclude that $\{[2p], [2^{p-1}1^2], [2^p]\}$ will contribute with a factor of 2.

To finish we need to compute the number of labelled graphs, which again can be obtained from the corresponding characters,

$$\mathcal{Z}([2p], [2^{p-1}1^2], [2^p]) = \frac{|[2p]||[2^{p-1}1^2]||[2^p]|}{(2p)!} \sum_R \frac{\chi_R([2p])\chi_R([2^{p-1}1^2])\chi_R([2^p])}{d_R}, \quad (4.30)$$

where the representation R can only possibly be a hook, $R = [2p - k, 1^k]$. Plugging in the characters and simplifying, we obtain

$$\mathcal{Z}([2p], [2^{p-1}1^2], [2^p]) = (2p)!2^{1-2p} \left(\sum_{m=0}^{p-2} \binom{2m}{m} \binom{2p-2m-2}{p-m-1} + \binom{2p-2}{p-1} \right). \quad (4.31)$$

The summation can be performed explicitly and leads to a very simple result,

$$\mathcal{Z}([2p], [2^{p-1}1^2], [2^p]) = (2p)!/2, \quad (4.32)$$

and by the same logic we have

$$\mathcal{Z}([4p], [2^{2p-1}1^2], [2^{2p}]) = (4p)!/2. \quad (4.33)$$

Collecting everything we obtain the final result, the number of ribbon graphs described by permutations with cycle structure $\{[4p], [2^{2p-1}1^2], [2^{2p}]\}$

$$\mathcal{N}([4p], [2^{2p-1}1^2], [2^{2p}]) = \frac{1}{4p}(2p + 2 \times p) = 1. \quad (4.34)$$

4.4 $\mathcal{N}([3^{2p}], [2^{3p}], [6p])$

Here we consider trivalent ribbon graphs with $2p$ vertices described by $[\sigma] = \{[3^{2p}], [2^{3p}], [6p]\}$. The genus for this case is $g = (p+1)/2$, which means p must be an odd integer. Consider a general Z_l quotient,

$$[\bar{\sigma}] = \{[3^{s_{11}}1^{s_{12}}], [2^{s_{21}}1^{s_{22}}], [\frac{6p}{l}]\} \quad (4.35)$$

Define $q = 6p/l$. It is easy to see it has indices $[3^{s_{12}}, 2^{s_{22}}, l]$, which leads to following epimorphism equation,

$$\prod_{i=1}^g [a_i, b_i] \cdot \prod_{m=1}^{s_{12}} f_m \prod_{n=1}^{s_{22}} e_n h = 1, \quad f_m^3 = e_n^2 = h^l = 1, \quad \text{with } f_i, e_i, h \in Z_l. \quad (4.36)$$

From the conditions on f and e we see that the factor $(\prod_{m=1}^{s_{12}} f_m \prod_{n=1}^{s_{22}} e_n)$ can form an element of order at most 6. Thus for the equation to have solutions l can only be 1, 2, 3, and 6. We conclude here that beside the contribution from identity quotient, we also have contributions from Z_2 , Z_3 , and Z_6 quotients. We will consider each contribution separately.

Let us start with the contribution of graphs with cycle structure $[\bar{\sigma}] = \{[3^{2p}], [2^{3p}], [6p]\}$ from identity quotient, the number of the corresponding labelled graphs is given as

$$\mathcal{Z}([3^{2p}], [2^{3p}], [6p]) = \frac{|[3^{2p}]||[2^{3p}]||[6p]|}{(6p)!} \sum_R \frac{\chi_R([3^{2p}])\chi_R([2^{3p}])\chi_R([6p])}{d_R}. \quad (4.37)$$

Plug in the explicit results on the characters, see Appendix B, we find this result can be simplified as

$$\mathcal{Z}([3^{2p}], [2^{3p}], [6p]) = \frac{2(6p)!(3p-2)!}{12^{(p+1)/2}(\frac{p+1}{2})!(\frac{3p-3}{2})!}. \quad (4.38)$$

The identity is true only for p being odd, which is the case for the problem at hand. Consequently we then obtain the contribution to the ribbon graphs with cycle structure $\{[3^{2p}], [2^{3p}], [6p]\}$ from the identity quotient

$$\mathcal{N}_{Z_1}([3^{2p}], [2^{3p}], [6p]) = \mathcal{Z}([3^{2p}], [2^{3p}], [6p]) / (6p)! = \frac{2(3p-2)!}{12^{\frac{p+1}{2}}(\frac{p+1}{2})!(\frac{3p-3}{2})!}. \quad (4.39)$$

Secondly let us consider the contribution from Z_2 quotient, i.e.

$$[\bar{\sigma}] = \{[3^{s_{11}} 1^{s_{12}}], [2^{s_{21}} 1^{s_{22}}], [3p]\}. \quad (4.40)$$

However since it comes from Z_2 quotient we cannot have index equal to 3, so s_{12} must vanish and consequently $s_{11} = p$, namely only $[\bar{\sigma}] = \{[3^p], [2^{s_{21}} 1^{s_{22}}], [3p]\}$ would contribute. The graphs have indices $[2^{s_{22}}, 2]$, from which we obtain the *epimorphism factor* for this case,

$$\text{epimorphism factor} = 2^g, \quad (4.41)$$

where $g = (s_{21} - p + 1)/2$ is the genus. We note s_{21} must be an even number for g being an integer, since p is required to be odd. Furthermore s_{ij} satisfy the following constraints

$$2s_{21} + s_{22} = 3p, \quad (4.42)$$

combine this with the fact $g \geq 0$, we have $p-1 \leq s_{21} \leq \lfloor 3p/2 \rfloor$.

The number of the corresponding labelled graphs can again be represented in terms of characters,

$$\mathcal{Z}([3^p], [2^{s_{21}} 1^{s_{22}}], [3p]) = \frac{|[3^p]||[2^{s_{21}} 1^{s_{22}}]||[3p]|}{(3p)!} \sum_R \frac{\chi_R([3^p])\chi_R([2^{s_{21}} 1^{s_{22}}])\chi_R([3p])}{d_R}. \quad (4.43)$$

Use explicit form of the characters in Appendix B, the above result and consequently the contribution to the counting of ribbon graphs with cycle structure $\{[3^{2p}], [2^{3p}], [6p]\}$ can be greatly simplified as

$$\begin{aligned} \mathcal{N}_{Z_2}([3^p], [2^{s_{21}} 1^{s_{22}}], [3p]) &= 2^{2g} \mathcal{Z}([3^p], [2^{s_{21}} 1^{s_{22}}], [3p]) / ((3p-1)! 6p) \quad (4.44) \\ &= \frac{(6g + 2s_{22} - 5)!}{3^g g! s_{22}! (3g + s_{22} - 3)!}, \end{aligned}$$

where the factor 2^{2g} is the *epimorphism factor* for this case.

Thirdly we have the contribution from the Z_3 quotient. For the same reason as that of Z_2 quotient, the possible graphs can only have cycle structure $\{[3^{s_{11}} 1^{s_{12}}], [2^p], [2p]\}$. Correspondingly it has index structure $[3^{s_{12}}, 3]$, and the epimorphism equation is given as

$$\prod_{i=1}^g [a_i, b_i] \cdot \prod_{m=1}^{s_{12}+1} e_m = 1, \quad e_m^3 = 1, \quad \text{with } e_m \in Z_3, \quad (4.45)$$

where $g = (2s_{11} - p + 1)/2$ is the genus. It is easy to find the number of solutions of this epimorphism equation, which is given by ¹

$$2 \cdot 3^{2g-1} (2^{s_{12}} - (-1)^{s_{12}}). \quad (4.46)$$

For this case s_{ij} satisfy following constraints,

$$3s_{11} + s_{12} = 2p, \quad g = (2s_{11} - p + 1)/2 \geq 0, \quad (4.47)$$

which give $(p-1)/2 \leq s_{11} \leq \lfloor 2p/3 \rfloor$.

Now let us determine the number of labelled graphs. As usual it can be written in terms of characters,

$$\mathcal{Z}([3^{s_{11}} 1^{s_{12}}], [2^p], [2p]) = \frac{|[3^{s_{11}} 1^{s_{12}}]| | [2^p] | | [2p] |}{(2p)!} \sum_R \frac{\chi_R([3^{s_{11}} 1^{s_{12}}]) \chi_R([2^p]) \chi_R([2p])}{d_R}, \quad (4.48)$$

where the representation R is a hook, and the characters are given in Appendix B. The result multiplied with the *epimorphism factor* $2 \times 3^{2g-1} (2^{s_{12}} - (-1)^{s_{12}})$ can be simplified as

$$\begin{aligned} \mathcal{N}_{Z_3}([3^{s_{11}} 1^{s_{12}}], [2^p], [2p]) &= 2 \times \frac{3^{2g-1} (2^{s_{12}} - (-1)^{s_{12}})}{(6p)(2p-1)!} \mathcal{Z}([3^{s_{11}} 1^{s_{12}}], [2^p], [2p]) \quad (4.49) \\ &= \sum_{t \geq 0, t \equiv p+1 \pmod{3}}^{s_{12}} \frac{3^{g-1} (p-2)!}{4^{g-1} g! t! (s_{12}-t)! (\frac{p-3}{2})!}. \end{aligned}$$

Note that when $p = 1, g = 0$, by taking the limit carefully the right hand side goes to $1/3$ smoothly.

Finally we have the contribution from the Z_6 quotient, where $[\bar{\sigma}] = \{[3^{s_{11}} 1^{s_{12}}], [2^{s_{21}} 1^{s_{22}}], [p]\}$ with genus $g = (2s_{11} + s_{21} - p + 1)/2$. Then the constraints on s_{ij} are given as,

$$3s_{11} + s_{12} = p, \quad 2s_{21} + s_{22} = p, \quad 2s_{11} + s_{21} - p + 1 \geq 0, \quad (4.50)$$

¹For a simple derivation of the number of solutions of this equation, see Appendix C.

so we have $\lfloor (p - s_{21})/2 \rfloor \leq s_{11} \leq \lfloor p/3 \rfloor$, and $(p - 1) - 2\lfloor p/3 \rfloor \leq s_{21} \leq \lfloor p/2 \rfloor$.

The epimorphism equation from indices $[3^{s_{12}}, 2^{s_{22}}, 6]$ is given as

$$\prod_{i=1}^g [a_i, b_i] \cdot \prod_{m=1}^{s_{12}} f_m \prod_{n=1}^{s_{22}} e_n h = 1, \quad f_m^3 = e_n^2 = h^6 = 1, \quad \{f_m, e_n, h\} \in Z_6, \quad (4.51)$$

where $g = (2s_{11} + s_{21} - p + 1)/2$ is the genus. The number of solutions of the epimorphism equation can be obtained similarly as equation (4.46)

$$4 \times 6^{2g-1} (2^{s_{12}} - (-1)^{s_{12}}), \quad (4.52)$$

To fully determine the contribution from Z_6 quotient we need the number of labelled graphs

$$\mathcal{Z}([3^{s_{11}} 1^{s_{12}}], [2^{s_{21}} 1^{s_{22}}], [p]) = \frac{||[3^{s_{11}} 1^{s_{12}}]|| ||[2^{s_{21}} 1^{s_{22}}]|| |[p]|}{p!} \sum_R \frac{\chi_R([3^{s_{11}} 1^{s_{12}}]) \chi_R([2^{s_{21}} 1^{s_{22}}]) \chi_R([p])}{d_R}$$

where we sum over all the hook representations R . As previous cases, the number of labelled graphs multiplied with the *epimorphism factor* may be further simplified and we obtain the final contribution from Z_6 quotient,

$$\begin{aligned} & \mathcal{N}_{Z_6}([3^{s_{11}} 1^{s_{12}}], [2^{s_{21}} 1^{s_{22}}], [p]) \quad (4.53) \\ &= 4 \times 6^{2g-1} (2^{s_{12}} - (-1)^{s_{12}}) \mathcal{Z}([3^{s_{11}} 1^{s_{12}}], [2^{s_{21}} 1^{s_{22}}], [p]) / (6 p!) \\ &= \sum_{r,s,t \geq 0} 2 \frac{3^{g-1} \binom{p+r-4}{2}!}{r! s! t! g! \binom{p+r-6}{4}!} \end{aligned}$$

with conditions on s , t and r :

$$2s = p + 2 \pmod{3}, \quad 2t = p + 1 \pmod{3}, \quad (4.54)$$

and they further satisfy $(p + 6 - 3r - 4s - 4t)/12 = g$. As in the Z_3 quotient case, we can handle the special case by carefully taking the limit to $p = 1, g = 0$, where the right hand side of Eq. (4.53) goes to $1/3$.

The highly non-trivial simplifications in (4.37)(4.44)(4.49)(4.53) follow from comparing with the results of [18]. Our computations are based on permutation group characters and involve alternating signs, whereas the more direct combinatoric approach of [18] is a sum of positive numbers. We have checked these simplifications by inserting example s_{ij} in Mathematica, but it is desirable to obtain first principles derivations of these simplifications of character sums since they could potentially be applied to more general T_1, T_2, T_3 .

We conclude here with the final result obtained by summing over all the contributions we have discussed,

$$\mathcal{N}([3^{2p}], [2^{3p}], [6p]) \tag{4.55}$$

$$\begin{aligned} &= \mathcal{N}_{Z_1}([3^{2p}], [2^{3p}], [6p]) + \sum_{s_{21}} \mathcal{N}_{Z_2}([3^p], [2^{s_{21}} 1^{s_{22}}], [3p]) \\ &+ \sum_{s_{11}} \mathcal{N}_{Z_3}([3^{s_{11}} 1^{s_{12}}], [2^p], [2p]) + \sum_{s_{11}, s_{21}} \mathcal{N}_{Z_6}([3^{s_{11}} 1^{s_{12}}], [2^{s_{21}} 1^{s_{22}}], [p]) \end{aligned}$$

where the summation ranges are determined by equations (4.42), (4.47) and (4.50). Here we give a list of $\mathcal{N}([3^{2p}], [2^{3p}], [6p])$ for small $p = 2l - 1$.

Table 2: Table of $\mathcal{N}([3^{2p}], [2^{3p}], [6p])$

l	$\mathcal{N}([3^{2p}], [2^{3p}], [6p])$	l	$\mathcal{N}([3^{2p}], [2^{3p}], [6p])$
1	1	6	5849686966988
2	9	7	23808202021448662
3	1726	8	136415042681045401661
4	1349005	9	1047212810636411989605202
5	2169056374	10	10378926166167927379808819918

4.5 $\mathcal{N}([3^k], [3^k], [3k])$

We consider bi-partite graphs with k black vertices of valency 3, k white vertices of valency 3, and a single face. Graphs with general Z_l quotient have cycle structures

$$[\bar{\sigma}] = \{[3^{s_{11}} 1^{s_{12}}], [3^{s_{21}} 1^{s_{22}}], [3k/l]\}, \tag{4.56}$$

which implies the following epimorphism equation,

$$\prod_{i=1}^g [a_i, b_i] \cdot f \prod e_i = 1, \quad f^l = e_i^3 = 1, \quad \{f, e_i\} \in Z_l \tag{4.57}$$

which only has solutions for $l = 1$ and $l = 3$. Namely only $[\bar{\sigma}] = \{[3^k], [3^k], [3k]\}$ of identity quotient, and its Z_3 quotient $[\bar{\sigma}] = \{[3^{s_{11}} 1^{s_{12}}], [3^{s_{21}} 1^{s_{22}}], [k]\}$ will contribute to the counting of ribbon graphs with cycle structure $\{[3^k], [3^k], [3k]\}$.

Let us start with the first case. The number of labelled graphs for $[\bar{\sigma}] = \{[3^k], [3^k], [3k]\}$,

$$\begin{aligned} \mathcal{Z}([3^k], [3^k], [3k]) &= \sum_R \frac{|[3^k]|^2 |3k| \chi_R([3^k])^2 \chi_R([3k])}{(3k)! d_R} \tag{4.58} \\ &= \sum_{m=0}^{k-1} \sum_{q=0}^2 \frac{(-1)^{q+m} (3m+q)! (3k-3m-q-1)!}{(m!(k-1-m)!)^2 3^{2k-1} k} \\ &= \frac{(1+3l)!(1+2l)!}{(1+l)! 3^l}, \end{aligned}$$

where at the last equality we have defined $k = 2l + 1$ since the result is non-vanishing only for k being an odd integer.

For $[\bar{\sigma}] = \{[3^{s_{11}} 1^{s_{12}}], [3^{s_{21}} 1^{s_{22}}], [k]\}$ from the Z_3 quotient, s_{ij} satisfies the following conditions

$$s_{i2} + 3s_{i1} = k, \quad 2(s_{11} + s_{21}) - k - 1 = 2g - 2 \leq k - 1. \quad (4.59)$$

Combining with the fact that genus $g = (s_{11} + s_{21}) - \frac{k-1}{2} \geq 0$, we find the constrains on s_{ij} ,

$$s_{11} + s_{21} \geq \frac{k-1}{2}, s_{11} \leq \lfloor \frac{k}{3} \rfloor, s_{21} \leq \lfloor \frac{k}{3} \rfloor. \quad (4.60)$$

So we have $(k-1)/2 - s_{11} \leq s_{21} \leq \lfloor k/3 \rfloor$, and $(k-1)/2 - \lfloor k/3 \rfloor \leq s_{11} \leq \lfloor k/3 \rfloor$.

The *epimorphism factor* for $[\bar{\sigma}] = \{[3^{s_{11}} 1^{s_{12}}], [3^{s_{21}} 1^{s_{22}}], [k]\}$ is determined by the number of the solutions of following epimorphism equation,

$$\prod_{i=1}^g [a_i, b_i] \cdot \prod_{m=1}^{s_{12}+s_{22}+2} f_m = 1, \quad (4.61)$$

where the genus $g = s_{12} + s_{22} - (k-1)/2$, and $f_m^3 = 1$ from index 3. So we obtain the number of the solutions of the monodromy equations

$$3^{2g} (2^{s_{12}+s_{22}+2} + 2(-1)^{s_{12}+s_{22}}) / 3. \quad (4.62)$$

Finally the number of labelled graphs is given as,

$$\mathcal{Z}([3^{s_{11}} 1^{s_{12}}], [3^{s_{21}} 1^{s_{22}}], [k]) = \frac{|[3^{s_{11}} 1^{s_{12}}]| |[3^{s_{21}} 1^{s_{22}}]| |[k]|}{k!} \sum_R \frac{\chi_R([3^{s_{11}} 1^{s_{12}}]) \chi_R([3^{s_{21}} 1^{s_{22}}]) \chi_R([k])}{d_R},$$

where the representation is a hook, i.e. $R = [k-l, 1^l]$, and the characters can be found in Appendix B.

Now we are ready to write down the final result,

$$\begin{aligned} \mathcal{N}([3^k], [3^k], [3k]) &= \frac{1}{(3k)!} \mathcal{Z}([3^k], [3^k], [3k]) \\ &+ \frac{1}{k!} \sum_{s_{ij}} 3^{2g-2} (2^{s_{12}+s_{22}+2} + 2(-1)^{s_{12}+s_{22}}) \mathcal{Z}([3^{s_{11}} 1^{s_{12}}], [3^{s_{21}} 1^{s_{22}}], [k]), \end{aligned} \quad (4.63)$$

where the summation over s_{ij} is according to Eq. (4.60). Just for illustration here we list a few examples of the result for small $k = 2l - 1$,

It is interesting to compare the counting discussed here with the one in the previous subsection. Given a bi-partite graph with $[\sigma] = \{[3^k], [3^k], [3k]\}$, we can convert all the black and white vertices to black vertices, leaving $2k$ black trivalent vertices and we introduce $3k$ white vertices in the middle of the edges. We now have a graph of type $[\sigma] = \{[3^{2k}], [2^{3k}], [6k]\}$ considered in section 4.4. This procedure of doubling the edges is called ‘‘cleaning’’ in the context of Belyi theory (for a review and references on this see [2]). For example the 4 bipartite graphs at genus 2 from the second row of table 3 give, after

Table 3: Number of $\mathcal{N}([3^k], [3^k], [3k])$

l	$\mathcal{N}([3^k], [3^k], [3k])$	l	$\mathcal{N}([3^k], [3^k], [3k])$
1	1	6	10045237344
2	4	7	10197348792270
3	190	8	14582208729414372
4	37372	9	27949233397422911524
5	14948524	10	69179942505290755525648

cleaning, some of the 9 in the second row of table 2. These 9 are described in terms of polygon gluings in Figure 1 of [39]. The faces can be described by a standard permutation $(1, 2, \dots, 18)$. The lines joining the labelled polygon edges define σ_2 in conjugacy class $[2^9]$. This allows us to work out $\sigma_1 = (\sigma_2\sigma_3)^{-1}$ which turns out to always have conjugacy class $[3^6]$ as expected. Three of the 9, denoted P2,P3,P6 in [39] have the property that each cycle of their σ_1 have all even or all odd numbers. This means that the vertices admit coloring by black and white so that all edges join black to white. On the other hand the four bi-partite graphs with $[\sigma] = \{[3^3], [3^3], [9]\}$ can easily be constructed using GAP, as described in [5]. Applying the cleaning procedure at the level of the permutation triples, we find that two of the bipartite graphs become P2,P3 respectively, after cleaning. The remaining two of them, which are not equivalent in S_9 become, after cleaning, equivalent in S_{18} . It is worth noting that the interest in table 3 from [18] is motivated by relations to extremal surfaces of hyperbolic geometry, and the 9 from [39] were worked out using classic results of Fricke and Klein. For string theorists, interest in hyperbolic geometry is motivated by its connections to the moduli space of complex structures on punctured Riemann surfaces $\mathcal{M}_{g,n}$. The extension of the present observations of the somewhat intricate relations between the 4 and the 9 to the complete sequences would be more than a mathematical curiosity for string theorists if it contains information about $\mathcal{M}_{g,n}$. We leave this as an investigation for the future.

5 QFT counting with External Edges

Consider a quantum field theory counting problem where we have v_k vertices having k incident edges (with cyclic symmetry Z_k) and E external legs. This can be described by v_k black vertices of valency k . By introducing a white vertex in the middle of each internal line, we subdivide them into edges. Thus, in the resulting bi-partite graph, these white vertices have valency two. The extremities of the external edges are given white vertices (of valency one). Define $d = \sum_k kv_k$. There are $(d - E)/2 \equiv M$ bi-valent white vertices and E univalent white vertices for the external legs.

In QFT counting problems, we will have momenta and color generators associated with the external legs. These labelled external legs are a priori distinguishable. Of course in any given QFT, after doing the Feynman integrals we may find symmetries relating the amplitudes or Green's functions which differ by permutations of the external edges. In enumerating the Feynman integrals we have to do, we treat these external legs as distinguishable. It is thus useful to introduce a notion of *external-edge-labelled* (EEL)

graphs appropriate for Feynman rules. Note that these are different from *labelled graphs* where all edges (not just external) are labelled and which are in 1-1 correspondence with permutation pairs (or triples).

The subgroup $S_E \times S_{2M}$ of S_d permutes the E external edges and the $2M$ internal edges of the bi-partite graph. The symmetry of the internal white vertices is $S_M[Z_2]$, generated by the Z_2 permutations of M 2-cycles, along with the S_M permutations of the cycles. Hence the following chain of subgroups will be useful

$$(S_E \times S_M[Z_2]) \rightarrow (S_E \times S_{2M}) \rightarrow S_d \quad (5.1)$$

Using arguments of the kind employed in [5], we can see that these EEL graphs, with specified numbers v_k of vertices of valency k and E of external edges, are in 1-1 correspondence with points of the double coset

$$X_{II} = H_1 \setminus S_d / (S_M[Z_2]) \quad (5.2)$$

where $H_1 = \prod_k S_{v_k}[Z_k]$. This is closely related to another double coset

$$X_I = H_1 \setminus S_d / (S_M[Z_2] \times S_E) \quad (5.3)$$

X_I describes unlabelled bipartite graphs with k black vertices of valency v_k , M white vertices of valency 2 and with E white vertices of valency 1. One application in matrix model correlators of X_I is in the computation of correlators where the holomorphic observable has v_k traces of form $\prod_k (\text{tr} Z^k)^{v_k}$ and the antiholomorphic observable has is $(\text{tr}(Z^\dagger)^2)^M (\text{tr} Z^\dagger)^E$. Points in X_I , corresponding to connected graphs and refined according to face structure, can be counted directly by the quotienting methods discussed in section 3. It turns out, as we will explain, that the counting of points in X_{II} corresponding to connected graphs and refined according to face structure, is in fact simpler after we make use of Hall's theorem.

Before we explain this point, let us elaborate on some general properties of X_I and X_{II} and a relation between the two of the form

$$X_I = X_{II} / S_E \quad (5.4)$$

X_I is described in terms of pairs $\sigma_1, \sigma_2 \in S_d$ in the specified conjugacy classes

$$\begin{aligned} \sigma_1 &\in \prod_k [k^{v_k}] \\ \sigma_2 &\in [2^M, 1^E] \end{aligned} \quad (5.5)$$

Note, in particular, that the 1-cycles of σ_2 can be any of $\{1, \dots, d\}$. Pairs related by a conjugation with $\gamma \in S_d$

$$\begin{aligned} \sigma'_1 &= \gamma \sigma_1 \gamma^{-1} \\ \sigma'_2 &= \gamma \sigma_2 \gamma^{-1} \end{aligned} \quad (5.6)$$

define the same point in X_I . An equivalent description is to take $\gamma \in S_E \times S_M[S_2]$ look at orbits of the action on

$$\sigma_1 \in \prod_k [k^{v_k}] \quad (5.7)$$

To describe X_{II} , we take

$$\begin{aligned} \sigma_1 &\in \prod_k [k^{v_k}] \\ \sigma_2 &\in [2^M] \quad \sigma_2 \in S_{2M} \subset S_E \times S_{2M} \subset S_d \end{aligned} \quad (5.8)$$

If we regard σ_2 as a permutation in S_d , the one-cycles are fixed say $\{(1), (2), \dots, (E)\}$. This corresponds to fixing the labels of the external legs to $\{1, 2, \dots, E\}$. In QFT we would label the momenta as $\{p_1, \dots, p_E\}$. The equivalence used to define X_{II} is

$$\begin{aligned} \sigma'_1 &= \gamma \sigma_1 \gamma^{-1} \\ \sigma'_2 &= \gamma \sigma_2 \gamma^{-1} \end{aligned} \quad (5.9)$$

with $\gamma \in S_d$. It suffices to let $\gamma \in S_{2M}$. As in [5], the description in terms of $\gamma \in S_d$ can be rephrased as a counting in terms of orbits of $S_{2M} = \text{Stabilizer of } \bar{\sigma}_2 \text{ in } S_d = S_M[S_2]$ on $\sigma_1 \in \prod_k [k^{v_k}]$. But $S_M[S_2]$ is in S_{2M} , so we can let γ be in S_{2M} to start with.

Points in X_{II} thus correspond to orbits of $S_M[S_2]$ acting on the conjugacy class $\prod_k [k^{v_k}]$ in S_d . We take $\sigma_1, \sigma'_1 \in \prod_k [k^{v_k}]$ to be in same orbit if

$$\sigma'_1 = \gamma \sigma_1 \gamma^{-1} \quad (5.10)$$

with $\gamma \in S_M[S_2]$. This formulation allows us to demonstrate an action of S_E on X_{II} . The action of $\mu \in S_E$ is to take

$$\sigma_1 \rightarrow \mu \sigma_1 \mu^{-1} \quad (5.11)$$

Since the S_E subgroup of S_d commutes with S_{2M} , the action of S_E is well-defined on the equivalence classes X_{II} . Indeed, let

$$\begin{aligned} \mu \sigma_1 \mu^{-1} &\equiv \tau_1 \\ \mu \sigma'_1 \mu^{-1} &\equiv \tau'_1 \end{aligned} \quad (5.12)$$

We can show that τ_1, τ'_1 are conjugate in $S_M[S_2]$

$$\begin{aligned} \tau'_1 &= \mu \sigma'_1 \mu^{-1} = \mu \gamma \sigma_1 \gamma^{-1} \mu^{-1} \\ &= \gamma \mu \sigma_1 \mu^{-1} \gamma^{-1} = \gamma \tau_1 \gamma^{-1} \end{aligned} \quad (5.13)$$

If we mod out by this action of S_E , we get X_I which was defined as a quotient of $\sigma_1 \in T_1$ by $S_E \times S_M[Z_2]$. This implies that the size of X_{II} is bounded as :

$$|X_{II}| \leq E! |X_I| \quad (5.14)$$

But we will soon obtain more precise information on the size of X_{II} .

5.1 Implications of Hall's theorem for counting ribbon graphs with labelled external edges

Let us now study the implications of Hall's theorem for the counting of ribbon graphs with external edges.

Now let's get to the computation of $|X_{II}|$ which is more directly relevant in the Feynman graph context. Here we can again apply the Burnside Lemma to get a sum over $\gamma \in S_M[S_2] \subset S_d$. This means that γ leaves the E elements fixed. But this means that γ has 1-cycles. By Hall's theorem, all its cycle lengths are equal, so it must be the identity. So

$$\begin{aligned}
|X_{II}| &= \frac{1}{2^M M!} \sum_{\sigma_1 \in T_1} \sum_{\sigma_3 \in T_3} \delta(\sigma_1 \bar{\sigma}_2 \sigma_3) \\
&= \frac{1}{(2M)!} \sum_{\sigma_i \in T_i} \delta(\sigma_1 \sigma_2 \sigma_3) \\
&= \frac{1}{(2M)!} \text{labelled graphs with vertex structures specified by } T_1, T_3 \text{ and } E \text{ external edges}
\end{aligned} \tag{5.15}$$

The first wonderful consequence of this is that, as soon as we have one or more external legs, we can compute the desired numbers of Feynman graphs (i.e. EEL ribbon graphs) just as a sum over characters. So far we have used the Murnaghan-Nakayama Lemma to compute these, but it is worth noting that physical methods (free fermions) might also be useful [40].

Let us give a couple of examples of counting the number of EEL graphs. As we saw in equation (5.15) the counting of EEL graphs is fully determined by the number of corresponding labelled graphs, consequently they are just sums of characters. Thus we can simply take the results in previous section 4 to obtain the number of EEL graphs. For instance let us consider the graphs with cycle structures $[\sigma] = \{[2p], [2^{p-E}1^{2E}], [2p]\}$. As we can read off from the cycle structures, the graphs have $2E$ external legs, one vertex and one face, while the genus is $g = (p - E)/2$. The number of labelled graphs of this type is readily read off from Eq. (4.19), which we will quote here,

$$\mathcal{Z}([2p], [2^{p-E}1^{2E}], [2p]) = (2p - 1)! \frac{(2p)!}{2^{p-E} (2E)! (p - E + 1)!}. \tag{5.16}$$

Dividing this result by $(2p - 2E)!$, we obtain the number of EEL graphs of this type,

$$\mathcal{N}_{X_{II}}([2p], [2^{p-E}1^{2E}], [2p]) = \frac{(2p - 1)!}{2^{p-E} (p - E + 1)!} \binom{2p}{2E}. \tag{5.17}$$

Another example we like to present is a trivalent interaction case, $[\sigma] = \{[3^{2p}], [2^{3p-E}1^{2E}], [6p]\}$. It is also a higher genus case, the genus $g = (p - E + 1)/2$. The graphs contain $2E$ external legs, $2p$ trivalent vertices and one face. And the number of EEL graphs with this sort of cycle structure is already determined in equation (4.43), i.e.

$$\mathcal{Z}([3^{2p}], [2^{3p-E}1^{2E}], [6p]) / (6p - 2E)!. \tag{5.18}$$

Suppose we are interested in X_I to begin with, e.g for matrix model correlators. We know that

$$|X_I| = \frac{1}{d!} \sum_{\gamma \in S_d} \sum_{\sigma_i \in T_i} \delta(\sigma_1 \sigma_2 \sigma_3) \delta(\gamma \sigma_1 \gamma^{-1} \sigma_1^{-1}) \delta(\gamma \sigma_2 \gamma^{-1} \sigma_2^{-1})$$

$$\begin{aligned}
&= \frac{|T_2|}{d!} \sum_{\gamma \in S_d} \sum_{\sigma_1 \in T_1} \sum_{\sigma_3 \in T_3} \delta(\sigma_1 \hat{\sigma}_2 \sigma_3) \delta(\gamma \sigma_1 \gamma^{-1} \sigma_1^{-1}) \delta(\gamma \hat{\sigma}_2 \gamma^{-1} \hat{\sigma}_2^{-1}) \\
&= \frac{1}{2^M M! E!} \sum_{\gamma \in S_M[S_2] \times S_E} \sum_{\sigma_1 \in T_1} \sum_{\sigma_3 \in T_3} \delta(\sigma_1 \hat{\sigma}_2 \sigma_3) \delta(\gamma \sigma_1 \gamma^{-1} \sigma_1^{-1}) \quad (5.19)
\end{aligned}$$

In the second line, we have replaced the sum over all σ_2 having the integers $\{1, \dots, E\}$ in 1-cycles and $\{E+1, \dots, E+2M\}$ in 2-cycles, with the size of this conjugacy class in S_{2M} and a fixed $\hat{\sigma}_2$ in this conjugacy class in the permutation sums. The requirement to commute with this fixed $\hat{\sigma}_2$, leads to the condition that γ is in $S_M[S_2] \times S_E$ which is a subgroup of $S_{2M} \times S_E$. From Hall's theorem, we know that γ has cycles of equal length. In this case, we learn that the cycle length l must be a divisor of E and $2M$. In other words, it is a divisor of the $\gcd(E, 2M)$. So the above sum can be written as

$$\begin{aligned}
|X_I| &= \frac{1}{2^M M! E!} \sum_{l | \gcd(E, 2M)} \frac{E!}{l^{E/l} (E/l)!} N([l^{2M/l}]; S_M[S_2]) \times \\
&\quad (\text{number of } \sigma_1 \text{ fixed by a permutation of type } [l^{d/l}] \text{ such that } \sigma_1 \hat{\sigma}_2 \text{ is in } T_3) \quad (5.20)
\end{aligned}$$

The number $N([l^{2M/l}]; S_M[S_2])$ is the number of permutations with $2M/l$ cycles of length l in the group $S_M[S_2]$. Using the cycle index of $S_M[S_2]$, it can be written more explicitly. The multiplicity explained in words can be calculated using the quotienting method of section 3. An immediate consequence of the above formulae is that when $\gcd(2M, E) = 1$, then the sum over l reduces to one term, with $l = 1$. In other words the only automorphism is the identity. In this case, we have

$$|X_{II}| = E! |X_I| \quad (5.21)$$

6 Geometry and topological field theory of counting embedded graphs

In this section we will revisit the Burnside formula for counting $\mathcal{N}(T_1, T_2, T_3)$. We will find that it has a geometrical interpretation in terms of three dimensional topological field theory on a 3-manifold X with S_d gauge group, a special case of the theories considered in [41]. It can also be interpreted in terms of covering spaces of X , which suggests an interpretation in terms of topological membranes. We motivated the counting problem of $\mathcal{N}(T_1, T_2, T_3)$ using the Hermitian matrix model and its string interpretation. The three dimensional interpretation here can be viewed as an uplifting of the strings covering a sphere S^2 to membranes covering $S^2 \times S^1$. The simplified counting $\mathcal{N}(T_1, T_2)$ has an interpretation in two-dimensional topological field theory. We expect that this connection between refinement and dimensional uplifting should be a general theme.

We start from the expression of the counting in terms of $\sigma_1, \sigma_2, \sigma_3$ which are elements of conjugacy classes T_1, T_2, T_3 of $S_d = G$. A concrete example to bear in mind (from Section 4) is ribbon graph counting with $2p$ cubic vertices so that $T_1 = [3^{2p}]$ is the conjugacy class of permutations with $2p$ cycles of length 3 and $T_2 = [2^{3p}]$ is a conjugacy class of pairings

i.e. $3p$ cycles of length 2. The conjugacy class T_3 keeps track of the faces of the embedded graph. The permutations act on $\{1, 2, \dots, 6p \equiv d\}$.

Using the Burnside Lemma, the counting of these bi-partite graphs is given by

$$\mathcal{N}(T_1, T_2, T_3) = \frac{1}{|G|} \sum_{\gamma \in S_d} \sum_{\sigma_i \in T_i} \delta(\gamma \sigma_1 \gamma^{-1} \sigma_1^{-1}) \delta(\gamma \sigma_2 \gamma^{-1} \sigma_2^{-1}) \delta(\sigma_1 \sigma_2 \sigma_3) \quad (6.1)$$

In the simpler counting problem but only keep track of T_1, T_2 we get

$$\mathcal{N}(T_1, T_2) = \frac{1}{|G|} \sum_{\gamma \in S_d} \sum_{\sigma_1 \in T_1} \sum_{\sigma_2 \in T_2} \delta(\gamma \sigma_1 \gamma^{-1} \sigma_1^{-1}) \delta(\gamma \sigma_2 \gamma^{-1} \sigma_2^{-1}) \quad (6.2)$$

We will exploit the fact that these conjugacy classes can be identified with representatives of cosets $G/H_1, G/H_2, G/H_3$, with $G = S_d$ and H_i being subgroups which commute with a fixed element in the conjugacy classes. For any (σ_1, σ_2) we can write

$$\begin{aligned} \sigma_1 &= \alpha_1 \hat{\sigma}_1 \alpha_1^{-1} \\ \sigma_2 &= \alpha_2 \hat{\sigma}_2 \alpha_2^{-1} \\ \sigma_3 &= \alpha_3 \hat{\sigma}_3 \alpha_3^{-1} \end{aligned} \quad (6.3)$$

for some $\alpha_1, \alpha_2, \alpha_3$, where $\hat{\sigma}_1, \hat{\sigma}_2, \hat{\sigma}_3$ are some chosen representatives of the conjugacy class. In the example we can take $\hat{\sigma}_1 = (1, 2, 3) \cdots (6p-2, 6p-1, 6p)$, $\hat{\sigma}_2 = (1, 2)(3, 4) \cdots (6p-1, 6p)$ and $\hat{\sigma}_3 = (1, 2, \dots, 6p)$. The H_i subgroups are generated by cyclic permutations for each cycle of $\hat{\sigma}_i$ and permutations which exchange the cycles. They are wreath products with $H_1 = S_{2p}[Z_3]$, $H_2 = S_{3p}[Z_2]$, $H_3 = Z_{6p}$. We can convert the sums over σ_i into sums over α_i , by introducing factors $\frac{1}{|H_i|}$ required since the multiplication of α_i on the right by H_i does not change σ_i .

$$\mathcal{N}(T_1, T_2, T_3) = \frac{1}{|G||H_1||H_2||H_3|} \sum_{\alpha_i \in G} \sum_{\gamma \in S_d} \delta(\gamma \alpha_1 \hat{\sigma}_1 \alpha_1^{-1} \gamma^{-1} \alpha_1 \hat{\sigma}_1^{-1} \alpha_1^{-1}) \delta(\gamma \alpha_2 \hat{\sigma}_2 \alpha_2^{-1} \gamma^{-1} \alpha_2 \hat{\sigma}_2^{-1} \alpha_2^{-1}) \delta(\alpha_1 \hat{\sigma}_1 \alpha_1^{-1} \alpha_2 \hat{\sigma}_2 \alpha_2^{-1} \alpha_3 \hat{\sigma}_3 \alpha_3^{-1}) \quad (6.4)$$

The equations

$$\begin{aligned} \gamma \alpha_1 \hat{\sigma}_1 \alpha_1^{-1} \gamma^{-1} &= \alpha_1 \hat{\sigma}_1 \alpha_1^{-1} \\ \gamma \alpha_2 \hat{\sigma}_2 \alpha_2^{-1} \gamma^{-1} &= \alpha_2 \hat{\sigma}_2 \alpha_2^{-1} \end{aligned} \quad (6.5)$$

from (6.1) imply that $\alpha_1^{-1} \gamma \alpha_1 \in H_1$ and $\alpha_2^{-1} \gamma \alpha_2 \in H_2$. So we can convert the sums over conjugacy classes σ_1, σ_2 into sums over H_1, H_2 .

$$\begin{aligned} &\mathcal{N}(T_1, T_2, T_3) \\ &= \frac{1}{|G||H_1||H_2||H_3|} \sum_{\alpha_1, \alpha_2, \alpha_3 \in G} \sum_{u_1 \in H_1} \sum_{u_2 \in H_2} \delta(\alpha_1^{-1} \gamma \alpha_1 u_1) \delta(\alpha_2^{-1} \gamma \alpha_2 u_2) \delta(\alpha_1 \hat{\sigma}_1 \alpha_1^{-1} \alpha_2 \hat{\sigma}_2 \alpha_2^{-1} \alpha_3 \hat{\sigma}_3 \alpha_3^{-1}) \\ &= \frac{1}{|G||H_1||H_2||H_3|} \sum_{\alpha_i \in G} \sum_{u_1 \in H_1} \sum_{u_2 \in H_2} \delta(\alpha_1 u_1 \alpha_1^{-1} \alpha_2 u_2 \alpha_2^{-1}) \delta(\hat{\sigma}_1 \alpha_1^{-1} \alpha_2 \hat{\sigma}_2 \alpha_2^{-1} \alpha_3 \hat{\sigma}_3 \alpha_3^{-1} \alpha_1) \\ &= \frac{1}{|G||H_1||H_2||H_3|} \sum_{\alpha_{12}, \alpha_{23}, \alpha_{31} \in G} \sum_{u_1 \in H_1} \sum_{u_2 \in H_2} \delta(\alpha_{21} u_1 \alpha_{12} u_2) \delta(\hat{\sigma}_1 \alpha_{12} \hat{\sigma}_2 \alpha_{23} \hat{\sigma}_3 \alpha_{31}) \delta(\alpha_{12} \alpha_{23} \alpha_{31}) \end{aligned} \quad (6.6)$$

We defined $\alpha_{ij} = \alpha_i^{-1}\alpha_j$ which implies $\alpha_{ij} = \alpha_{ji}^{-1}$.

The simpler counting function $\mathcal{N}(T_1, T_2)$ can be written with these steps as

$$\mathcal{N}(T_1, T_2) = \frac{1}{|H_1||H_2|} \sum_{\alpha_{12} \in G} \sum_{u_1 \in H_1} \sum_{u_2 \in H_2} \delta(u_1 \alpha_{12} u_2 \alpha_{12}^{-1}) \quad (6.7)$$

This formula can be used to express the counting in terms of cycle indices of H_1, H_2 [5]. The expression (6.6) is more complicated in that it involves constraints linking $u_i \in H_i$ and expressed in terms of the $\hat{\sigma}_i$. We have exploited the Burnside formula along with quotienting methods to explicitly count it, but here we will continue our focus on the geometry of the formulae. The expression (6.6) is nicely symmetric under T_1, T_2, T_3 permutations. We can also write a shorter less symmetric expression, by solving the last delta function.

$$\begin{aligned} \mathcal{N}(T_1, T_2, T_3) &= \frac{1}{|H_1||H_2||H_3|} \sum_{\alpha_{12}, \alpha_{31} \in G} \sum_{u_1 \in H_1} \sum_{u_2 \in H_2} \delta(\alpha_{12}^{-1} u_1 \alpha_{12} u_2) \delta(\hat{\sigma}_1 \alpha_{12} \hat{\sigma}_2 \alpha_{12}^{-1} \alpha_{31}^{-1} \hat{\sigma}_3 \alpha_{31}) \\ &= \frac{1}{|H_1||H_2|} \sum_{\alpha_{12} \in G} \sum_{u_1 \in H_1} \sum_{u_2 \in H_2} \sum_{\sigma_3 \in T_3} \delta(\alpha_{12}^{-1} u_1 \alpha_{12} u_2) \delta(\hat{\sigma}_1 \alpha_{12} \hat{\sigma}_2 \alpha_{12}^{-1} \sigma_3) \end{aligned} \quad (6.8)$$

The sums over H_1, H_2 can be turned into sums over G by introducing extra delta functions.

$$\mathcal{N}(T_1, T_2, T_3) = \frac{1}{|H_1||H_2|} \sum_{\alpha_{12} \in G} \sum_{u_1, u_2 \in G} \sum_{\sigma_3 \in T_3} \delta(\alpha_{12}^{-1} u_1 \alpha_{12} u_2) \delta(\hat{\sigma}_1 \alpha_{12} \hat{\sigma}_2 \alpha_{12}^{-1} \sigma_3) \delta(u_1 \hat{\sigma}_1 u_1^{-1} \hat{\sigma}_1) \delta(u_2 \hat{\sigma}_2 u_2^{-1} \hat{\sigma}_2) \quad (6.9)$$

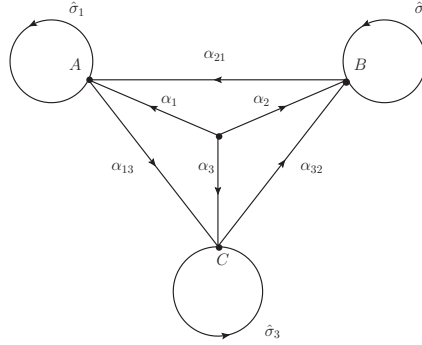


Figure 6: *Paths on the sphere*

We can also work with a maximally symmetric expression (6.6) where we have :

$$\begin{aligned} \mathcal{N}(T_1, T_2, T_3) &= \frac{1}{|H_1||H_2||H_3|} \sum_{\alpha_{12}, \alpha_{23}, \alpha_{31} \in G} \sum_{u_1 \in H_1} \sum_{u_2 \in H_2} \sum_{u_3 \in H_3} \delta(\hat{\sigma}_1 \alpha_{12} \hat{\sigma}_2 \alpha_{23} \hat{\sigma}_3 \alpha_{31}) \delta(\alpha_{12} \alpha_{23} \alpha_{31}) \\ &\quad \delta(u_1 \hat{\sigma}_1 u_1^{-1} \hat{\sigma}_1^{-1}) \delta(u_2 \hat{\sigma}_2 u_2^{-1} \hat{\sigma}_2^{-1}) \delta(u_3 \hat{\sigma}_3 u_3^{-1} \hat{\sigma}_3^{-1}) \\ &\quad \delta(\alpha_{12}^{-1} u_1 \alpha_{12} u_2) \delta(\alpha_{13}^{-1} u_1 \alpha_{13} u_3) \delta(\alpha_{23}^{-1} u_2 \alpha_{23} u_3) \end{aligned} \quad (6.10)$$

In the last line we have introduced extra delta functions, implied by the existing ones, to make everything look symmetric.

To understand the manipulations associated with the application of Burnside theorem geometrically, it is useful to consider a topological space X whose fundamental group can be described in terms of generators and relations of the kind we encounter in the Burnside manipulations. It is useful to recall that the fundamental group of a cell complex can be obtained by choosing a cell decomposition, considering the group generated by sequences of 1-cells forming closed paths and relations coming from 2-cells. Given the counting formulae we have written we can ask what type of topological space has one-cells corresponding to the group variables we are summing and 2-cells for the delta functions that appear in the sums.

Then the sums can be interpreted as counting homomorphisms from the fundamental group of X to S_d . It is known that these homomorphisms also count covering spaces of X . This line of argument was used in developing the string interpretation of the large N expansion of 2D Yang-Mills theory. Here we will follow the same logic and will be lead to 3-manifolds related to the counting of ribbon graphs and bi-partite graphs. We will discuss the physical interpretation of the 3-manifold and its covers. Since our interest is in homomorphisms from π_1 to S_d , we will use the same notation for paths as for their corresponding permutations.

The starting point is to consider the equation $\sigma_1\sigma_2\sigma_3 = 1$. As recalled in Section 2, this corresponds to counting branched covers of the sphere with three branch points, equivalently unbranched covers of sphere minus three discs. The fundamental group of the sphere minus three points is generated by three elements multiplying to 1. A geometrical picture of the $\alpha_i, \hat{\sigma}_i, \alpha_{ij}$ variables is given by Figure 6. We think of sphere as plane with infinity identified to a point and $\hat{\sigma}_i$ surround the three discs that have been removed. A central basepoint is joined to three base-points on the disc boundaries by α_i .

This picture does not show the u_i or γ permutations appearing in the equations of this section, nor their relations with the α_i, σ_i . In order to get the more complete picture, the appropriate space to consider is a 3-manifold $X \equiv S^2 \setminus (D_2 \cup D_2 \cup D_2) \times S^1$. This is the same as $(S^2 \times S^1) \setminus (\tilde{T}_2 \cup \tilde{T}_2 \cup \tilde{T}_2)$ where \tilde{T}_2 is the solid torus. To visualize this, we continue to think of S^2 as R^2 with infinity identified to a point, thus drawing S^2 as a planar sheet. The S^1 can constructed as an interval with the two points at the ends identified. The geometry X is constructed by starting with S^2 at the bottom of the Figure 7, taking out the three discs, and evolving the geometry vertically and then identifying the $S^2 \setminus (D_2 \cup D_2 \cup D_2)$ at the top with the one at the bottom. In the Figure 7 we have also displayed the paths corresponding to the permutations γ, u_i that appear in our discussion of the Burnside Lemma applied to the refined counting of ribbon graphs. All the relations encountered in the previous equations follow from 2-cells in the discretization of X described in the figure.

The fundamental group of X has three generators $\sigma_1, \sigma_2, \sigma_3$ corresponding to paths starting from a central base-point and going round each of the three discs ; along with a loop winding round the S^1 which we will call γ . There are relations among these generators

$$\begin{aligned}
\sigma_1\sigma_2\sigma_3 &= 1 \\
\gamma\sigma_1\gamma^{-1} &= \sigma_1 \\
\gamma\sigma_2\gamma^{-1} &= \sigma_2 \\
\gamma\sigma_3\gamma^{-1} &= \sigma_3
\end{aligned} \tag{6.11}$$

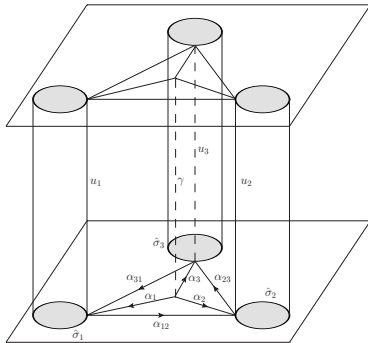


Figure 7: *The 3-manifold and the paths corresponding to permutations used in Burnside formula for ribbon graphs*

A simpler cell decomposition of X exists (see Figure 8) which contains just the 1-cells associated with permutations appearing in the simplest formula we started with (6.1). The three vertical edges are identified and there is also the identification of the lower triangle with the upper. This description of X was used in the context of 3D topological field theory in [41].

Topological field theory

The formula for $\mathcal{N}(T_1, T_2, T_3)$ can be interpreted as a partition function for topological field theory $X = (S^2 \setminus (D_2 \cup D_2 \cup D_2)) \times S^1$ of the kind considered by [41]. We have a partition function which is lattice gauge theory for a finite group, which we will take to be S_d . There are group variables on the links. There is a product of weights, one for each 2-cell, which is just the delta function for the product of group elements around the 2-cell. This is topologically invariant, i.e gives the same answer under refinements of the cell decomposition. It is a special case of [41] where the 3-cocycles are chosen to be trivial. They have a more general topological action where 3-cocycles give weights for each 3-cell. In our case this weight is just 1.

In the special case, where T_1, T_2, T_3 are all equal to the conjugacy class of the identity permutation, $\mathcal{N}(T_1, T_2, T_3)$ is equal to 1, which is the partition function for $S^2 \times S^1$ given in [41]. Thus a combinatoric interpretation of the partition function of $S^2 \times S^1$ for this simplest topological field theory with S_d gauge group is given in terms of ribbon graph counting. It is interesting to ask if more general TFT questions with S_d gauge group, e.g with non-trivial cocycles have a connection to ribbon graphs.

The topological theory is just counting homomorphisms from $\pi_1(X)$ to S_d . This is the same as counting covers of X , weighted by the inverse of the order of the automorphism group of the cover. This can be viewed as topological membrane theory for membranes wrapping X . The logic used to arrive at this conclusion is the same as in the connection between large N 2d Yang Mills and strings (see [7, 25]), the key ingredients being delta functions over symmetric groups, the connection between covering spaces and homomorphisms between $\pi_1(X)$ and S_d . It would be interesting to explore analogies between this combinatoric/topological version of string/membrane connection with the physical one linking Type IIA string theory in 10 dimensions and membranes in eleven dimensions [42]. For discussions of topological membranes in M-theory see [43–46].

Back to the unrefined counting .

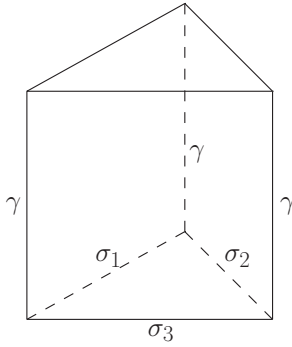


Figure 8: *A simpler cell decomposition*

We had seen a torus and a cylinder description of the counting in [5]. Here we have constrained $\sigma_3 \in T_3$ and found a 3D geometry. How can we understand the unrefined case from this point of view? When we drop the constraint on the product, we have two free generators. The graph with one vertex and two loops has a fundamental group generated by two elements. This can be viewed as obtained from $S^2 \setminus (D_2 \cup D_2 \cup D_2)$ by dropping one disc as well as the 2-cell. The application of Burnside Lemma introduces the extra circle. So we have the two-petal flower graph times S^1 as in Figure 9.

Given our earlier discussion, this unrefined counting is a special case of the 3D problem of counting covers of $(S^2 \setminus (D_2 \cup D_2 \cup D_2)) \times S^1$, with T_1, T_2 determining the windings around two of the boundaries and the third T_3 being summed over all partitions with equal weight.

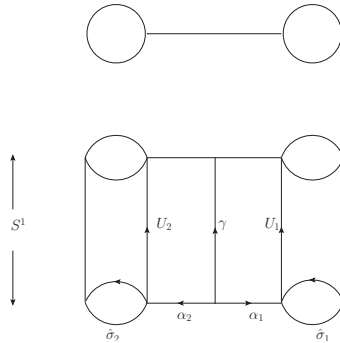


Figure 9: *Graph times S^1 explains the counting formulae with T_1, T_2 fixed but product unrestricted*

For the unrefined counting of unlabelled graphs, T_3 unspecified, it suffices to have a 2D picture for the equations. For the refined counting, we need a 3D picture. The connection between refinement of counting and dimensional uplift, conversely between coarsening of counting and dimensional reduction should be a fairly general story. Refinements of counting often have a flavour of categorification. The connection between categorification and dimensional uplift has been discussed in [47].

A generalized counting to interpolate between labelled and unlabelled

The counting of $\mathcal{Z}(T_1, T_2, T_3)$ comes up in 2dYM. We have related the counting of $\mathcal{N}(T_1, T_2, T_3)$ to $\mathcal{Z}(S^2 \times S^1; T_1, T_2, T_3)$. We can generalize this by including a coupling

constant λ as $\mathcal{Z}(S^2 \times S^1; \hat{\sigma}_1, \hat{\sigma}_2, \hat{\sigma}_2, \lambda)$

$$\mathcal{Z}(S^2 \times S^1; T_1, T_2, T_3, \lambda) = \sum_{\sigma_i \in T_i} \sum_{\gamma \in S_n} e^{-\lambda(C_\gamma - d)} \delta(\gamma \sigma_1 \gamma^{-1} \sigma_1^{-1}) \delta(\gamma \sigma_2 \gamma^{-1} \sigma_2^{-1}) \delta(\sigma_1 \sigma_2 \sigma_3) \quad (6.12)$$

In the limit where λ goes to infinity, the number of cycles C_γ in the permutation $\gamma \in S_d$ must be d , which means γ is the identity permutation. In the limit where g goes to 0, all cycle structures of γ are summed with equal weights so we get $\mathcal{N}(T_1, T_2, T_3)$. Explicit formulae for any g can be written down for the examples considered in 4 using the formulae given there.

7 Discussion

The computation of correlators or amplitudes in quantum field theory rely, quite universally, on the use of an element of graphical enumeration along with the computation of associated integrals. That is certainly the case for standard Feynman rules in scalar field theory, or QED or the standard model. It is also true for the large N expansions where scalar fields, gauge fields or fermions are promoted to matrices of a size N that is treated as a parameter. In the MHV-rules approach to amplitudes, inspired by twistor string theory, amplitudes are constructed by gluing MHV vertices. The combinatoric aspect of finding different ways of gluing the vertices which contribute to a given amplitude is also a graphical problem. In all these problems, the combinatoric element boils down to the counting of ribbon graphs, sometimes in large N contexts and sometimes not.

One motivation for studying matrix models (more specifically the Gaussian Hermitian and complex matrix models), which can be viewed as QFTs in *zero dimensions*, is that their correlators are related very closely to the combinatorics of ribbon graphs. This was reviewed in section 2. It is well known, since 't Hooft's argument for the stringy structure of the large N expansion, and the discovery of low dimensional string duals for various double-scaled limits of matrix models, that aside from the zero-dimensional structure, there is a *two-dimensional structure* (related to string worldsheets) to this combinatorics. In the mathematical literature [10] the combinatorics of the Gaussian Matrix model shows up in the computation of the Euler character of moduli spaces of Riemann surfaces. In a recent revisiting of the Gaussian matrix model [2], the direct connection between Matrix model correlators (without double scaling limit) and an easily formulated question about counting triples of permutations, was used, along with the connection between such counting and branched covers of the sphere, to propose that there is a formulation of the Matrix model as a topological string theory with a \mathbb{P}^1 target. Some explicit relations with the the topological A-model string correlators were found in [22].

The initial goal of this paper was to formulate some counting problems related to ribbon graphs, motivated by QFT applications, and use permutation group techniques to solve these. We distinguished the counting with inverse automorphisms and the counting without inverse automorphisms, where the former was directly related to correlators of the matrix models.

We used the mathematics literature which exploits Burnside Lemma and Hall's theorem. In section 3 this line of thought culminates in a formula for the number of equivalence classes of triples $\mathcal{N}(T_1, T_2, T_3)$ specified by the conjugacy classes T_1, T_2 and T_3 . This is a refinement of the usual counting problem in that only ribbon graphs with a specified vertex and face structure are counted. Our treatment of this refined counting extends results that have appeared in the mathematics literature [14]. The counting in [14] is achieved by reducing it to two distinct problems: the problem of computing the number of epimorphisms from the fundamental group of a Riemann surface to Z_l and the problem of computing the number of labelled graphs \bar{L} in a given equivalence class $[\bar{L}]$, where \bar{L} is obtained from L by quotienting with Z_l (see the discussion following (3.8)). To accomplish the refined counting we again need to count the number of epimorphisms and the number of labelled graphs in $[\bar{L}]$, but in addition we have introduced a new ingredient: the index distribution factor.

In section 4, using the quotienting method, we are able to give rather explicit results for the refined counting of several infinite families of ribbon and bi-partite graphs, with specified vertex and face structure. This section provides very concrete examples of how our methods work in practice. The formulae in sections 4.2, 4.4, after simplifications involving non-trivial binomial identities for character sums, match those found by different counting methods in the mathematics literature [17] [18]. The other parts of section 4 include new infinite sequences.

In section 5 we further generalize our counting results by counting Feynman graphs that have external legs. This is a rather interesting extension since the external legs are distinguishable. To deal with this we have introduced the notion of external-edge-labelled (EEL) graphs. EEL graphs can be put into one-to-one correspondence with a double coset. A straight forward application of Hall's theorem gives a remarkably simple formula for the number of EEL graphs as a sum over characters. We have also found it useful to introduce a second double coset, obtained by treating the external legs as indistinguishable. This second coset is directly relevant to counting ribbon graphs that appear in certain correlators in the complex matrix model. We develop an interesting relation between these two cosets.

One of the surprising results of this paper, is a geometrical interpretation of the counting in terms of *three dimensional* topological field theory. This can be viewed as counting maps from membranes to a 3-manifold $\Sigma \times S^1$, where Σ is a 3-punctured sphere.

This work raises a number of questions and avenues for future research.

Some generalizations of counting which should be accessible with the methods we have used involve triples of conjugacy classes

$$[\sigma] = \{[d], [2^M 1^E], [n_1, n_2, \dots, n_m]\} \quad (7.1)$$

where $d = 2M + E = n_1 + \dots + n_m$, with m small. Another extension to consider is where one of the conjugacy classes T_i have just two cycles as opposed to one. This will require the summation of characters over irreps of S_d corresponding to Young diagrams with no more than 2 boxes along the diagonal. This would be more elaborate but should be doable.

The application of MHV rules to $\mathcal{N} = 4$ SYM leads, through the use of a superspace approach, to the combinatorics of ordinary ribbon graphs. MHV rules for less super-

symmetric theories motivate the consideration of some other counting problems, where there are 2 inward arrows at each vertex and some number of outward arrows. This should also be expressible in the language of permutation triples. Recent work on leading singularities of amplitudes have uncovered a connection to Grassmannians [48], and graphs with two types of vertices, one three-point MHV and one three-point anti-MHV, so-called on-shell diagrams [49]. These provide interesting extensions of the basic problem of counting bi-partite graphs, which can be encoded in the language of permutation triples and should be accessible with the methods of Burnside Lemma and graph quotients used here.

Our most tractable examples of ribbon graph counting involve a single face, which gives the lowest power of N , hence maximal genus contributions. In physics we have exploited the large N expansion where the simplicity of the planar limit is used to calculate the leading term. Is there a small N expansion ($N \rightarrow 0$) where the maximal genus contributions can form the leading terms of a systematic expansion? The simplicity of maximal genus has already been recognized in topological graph theory, in studies of the range of genera of the ribbon graphs which correspond to a given graph.

We have refined ribbon graph counting - to keep track of more information beyond vertex structure. If we just keep track of vertex structure, closely analogous formulae exist for ordinary graphs (where the local symmetries of the vertices are symmetric groups as opposed to cyclic groups), which are relevant in QFT without large N [5]. Are there refined counting formulae for these graphs analogous to the ones we have developed here? For example, one may refine according to degrees of divergence.

Using the connection between bi-partite graphs and classification of $N = 1$ gauge theories mentioned in section 2.4, the reverse-quotient construction we have used here becomes equivalent, in some special cases, to the procedure of orbifolding the space transverse to branes in the physics [50]. It is natural to ask if the more general quotient construction (and its reverse) of bi-partite graphs, has an application in the context of quiver gauge theories or quiver quantum mechanics models. The work of [51] which develops a construction of gauge theories for bi-partite graphs of any genus is a natural set-up for exploring this question.

We find the connection between the combinatoric element of QFT correlator/amplitudes computations and 2D TFT as well as 3D TFT with S_d gauge groups, with interpretations in terms of string worldsheet and membrane worldvolume maps particularly intriguing. It will be interesting to explore the possible relation of these hidden geometries, emerging from the combinatorics of QFTs, to geometries that arise from physical duals (such as AdS/CFT or possibly some version of twistor strings) for the full QFT correlators/amplitudes.

Acknowledgements

We thank David Garner, Vishnu Jejjala, Hui Luo, Mingxing Luo, Jurgis Pasukonis, Gabriele Travaglini for stimulating discussions. CW would like to thank Peking University, Shanghai Jiaotong University and Zhejiang University for the hospitality where part of the work was done. SR and CW are supported by STFC Grant ST/J000469/1, String

theory, gauge theory, and duality. RdMK is supported by the South African Research Chairs Initiative of the Department of Science and Technology and National Research Foundation.

A Glossary

In this section we give a brief summary of the key terms and concepts used.

- **Permutation triples**

A collection of three permutations $\sigma_1, \sigma_2, \sigma_3 \in S_d$ that satisfy $\sigma_1\sigma_2\sigma_3 = 1$. Two triples $(\sigma_1, \sigma_2, \sigma_3)$ and $(\sigma'_1, \sigma'_2, \sigma'_3)$ are defined to be equivalent if

$$\sigma'_i = \gamma\sigma_i\gamma^{-1} \tag{A.1}$$

for some $\gamma \in S_d$. These triples come up in the calculation of Matrix model correlators and in the description of bi-partite graphs embedded on surfaces. See 2.1 for explanation of these connections.

- **Double-line diagrams**

Double line diagrams are used to describe the Feynman rules of quantum field theories (QFTs) with matrix fields, a special case being Matrix models which are QFTs in zero dimensions. The double lines keep track of the row and column indices of the matrices. Each line can be understood as the boundary of a strip on one side and a disc on the other. Each Feynman diagram is then a collection of disks attached to each other by thin strips, to form an oriented surface. The weight of the Feynman diagram contains a power of N equal to the number of discs. In the large N limit, these oriented surfaces were proposed to be worldsheets of an underlying string theory [1]. This mechanism for the emergence of strings in large N QFTs underlies the AdS/CFT correspondence [52].

- **Ribbon graph**

By shrinking the strips of the double-line diagram, we have a graph, consisting of vertices and edges, embedded on a Riemann surface (see Figure 1). The orientation of the Riemann surface induces a cyclic order at each vertex. Ribbon graphs can be defined in terms of edges and vertices, with a cyclic order at the vertices.

- **Bi-partite graph**

A graph, embedded on a surface, whose vertices can be divided into two disjoint sets V_b and V_w such that every edge connects a vertex in V_b to one in V_w . We refer to vertices in these two sets as black and white vertices. Given any ribbon graph we can call its vertices black and introduce white vertices in the middle of each edge. This gives a bi-partite graph where all the white vertices are bivalent.

- **Permutation triples and bipartite graphs**

Choosing a labelling of the edges of a bi-partite graph with integers $\{1, \dots, d\}$ and going around the black vertices according to the cyclic orientation, gives a collection

of cycles, which form a permutation σ_1 . Similarly going round the white vertices gives σ_2 . The third permutation $\sigma_3 = (\sigma_1\sigma_2)^{-1}$ gives information about the faces (i.e 2-cells in the complement of the graph). Its number of cycles is the number of faces. Different permutation triples related by conjugation (A.1) as above define the same bi-partite graph, which can be identified combinatorially as equivalence classes of these triples. A ribbon graph corresponds to bi-partite graphs where σ_2 is in the conjugacy class with n cycles of length 2, with $d = 2n$. We write this as $[\sigma_2] = [2^n]$. The terminology *embedded graphs* includes both ribbon graphs and bi-partite graphs.

- **Labelled bi-partite graph**

It can be identified with a permutation triple. We write $L = \{\sigma_1, \sigma_2, \sigma_3\}$. The bi-partite graph can be identified with the equivalence class of L (denoted $[L]$) under the equivalence (A.1).

- **Automorphism of an embedded graph**

A permutation $\gamma \in S_d$ such that $\gamma\sigma_i\gamma^{-1} = \sigma_i$, for all $i = 1, 2, 3$. All the automorphisms of a triple form a subgroup of S_d called the automorphism group ($\text{Aut}(L)$) of the triple. Triples related by conjugation have conjugate automorphism groups. If a permutation γ is in the automorphism group of a triple $L = \{\sigma_1, \sigma_2, \sigma_3\}$, this is also expressed by saying that γ is a stabilizer of L , or that γ fixes L .

- **Burnside Lemma**

The Burnside lemma is a result from combinatorics, used to count orbits of a group action. Let the finite group G act on a set X . For each g in G , X^g denotes the set of elements in X that are fixed by g . According to Burnside's lemma, the number of orbits is

$$\text{Number of orbits of the } G\text{-action on } X = \frac{1}{|G|} \sum_{g \in G} |X^g|. \quad (\text{A.2})$$

Thus the number of orbits is equal to the average number of points fixed by an element of G . Useful references for the Burnside Lemma are [53] [54].

- **Quotient of bi-partite graph**

Given a bi-partite graph $[L]$ with a representative $L = \{\sigma_1, \sigma_2, \sigma_3\}$ and an automorphism γ of L , there is a quotient $\bar{L} = \{\bar{\sigma}_1, \bar{\sigma}_2, \bar{\sigma}_3\}$. Hall's theorem (Appendix D) implies that the conjugacy class of γ in S_d is $[\gamma] = l^{\bar{d}}$ for divisors l, \bar{d} of $d = l\bar{d}$. The quotient graph $[\bar{L}]$ has \bar{d} edges i.e $\bar{\sigma}_i \in S_{\bar{d}}$.

- **Indices and epimorphisms related to a quotient**

When we perform a quotient of the labelled graph L by a permutation γ with $[\gamma] = l^{\bar{d}}$ to get the labelled graph $\bar{L} = \{\bar{\sigma}_1, \bar{\sigma}_2, \bar{\sigma}_3\}$, the cycles of γ are denoted $\{S_1 \cdots S_{\bar{d}}\}$. The relation between the cycles in $\bar{\sigma}_i$ and those in σ_i defines a set of integers $\nu_{i,j}$, one for each cycle in $\bar{\sigma}_i$ (see equation (3.11)). These indices enter an epimorphism equation (3.12) which is used in the counting of embedded graphs $[L]$. The number of solutions to this equation contributes an *epimorphism factor* to the main counting formula (3.16).

- **Index distribution factor**

The index distribution factor appears when different cycles of the same length in a given permutation $\bar{\sigma}_i$ have the same index. The detailed form of this factor is explained in Section 3 and illustrated in examples in section E.2.

- **Covering maps and homomorphisms from fundamental group**

There is a correspondence between homomorphisms from $\pi_1(X)$, the fundamental group of a space X , to permutation groups S_d and d -fold covers of X (see standard texts in algebraic topology such as [55, 56] for the precise statements). This correspondence is central in the string theory of large N 2d Yang Mills theory and is reviewed in [25]. It is used to relate permutation triples (hence matrix model correlators) to branched covers of a sphere, branched over precisely 3 points in [2]. It relates the counting of points on a double coset of permutation groups to covers of a cylinder or a torus, with appropriate restrictions on the monodromies [5]. We have used it here to relate $\mathcal{N}(T_1, T_2, T_3)$ to coverings a 3-manifold with boundary in section 6. A variation on the correspondence replaces S_d with a more general group. With a Z_l group, it is used in [12–14] to arrive at the epimorphism equation (3.12) as a key element in the counting of ribbon graphs via the quotient construction, as explained in section 3.

- **Epimorphisms**

An epimorphism from a group G to a group H is a map $\phi : G \rightarrow H$ which is a group homomorphism and is surjective (onto). See [57] for more details. Epimorphisms from the fundamental group of punctured Riemann surfaces to cyclic groups of order l , denoted Z_l , enter the counting described in section 3.

- **Maps**

A map is synonymous with ribbon graph as described above. We will not use this terminology much, but it is common in a lot of the mathematics literature. A *labelled map* (or labelled ribbon graph) with n edges is described as a labelled bipartite graph $L = \{\sigma_1, \sigma_2, \sigma_3\}$ with $\sigma_i \in S_d$; $d = 2n$, and conjugacy class of σ_2 in S_d given by $[\sigma_2] = [2^n]$. A *rooted map* is endowed with a distinguished edge called a root. The automorphism group of a (connected) rooted map is trivial. Since the automorphism group of a labelled map is also trivial, each rooted map with d edges gives rise to $(d - 1)!$ labelled maps. The number of rooted maps in an equivalence class of maps $[L]$ is the *number of orbits* of the automorphism group $\text{Aut}(L)$ acting on $\{1, \dots, d\}$.

B Some useful characters

B.1 Character for $[2^p]$ in hook representations

Here we would like to calculate the characters of $[2^p]$ in the hook representation $R = [2p - k, k]$. This can be done using the Murnaghan-Nakayama (MN) Lemma (see [24]).

There are two cases to consider. Case I is $R = [2p - 2l, 1^{2l}]$ and Case II is $R = [2p - 2l - 1, 1^{2l+1}]$. Let us start with Case I. In applying MN lemma, we knock boxes $[2]$ or $[1, 1]$ from R . We will knock off a total of l copies of $[1, 1]$ and $p - l$ copies of $[2]$. The last one we knock off has to be $[2]$ in this case. We sum over the possible sequences of knock-offs. Each sequence contributes a number which is the product of factors for each knock-off. The factor for $[2]$ is 1, and for $[1, 1]$ it is (-1) . For any of these sequences we get

$$(-1)^l (1)^{p-l} = (-1)^l \quad (\text{B.1})$$

The knock-off sequences can be labelled as

$$\{a_1, a_2, \dots, a_{p-1}, 1\} \quad (\text{B.2})$$

where $a_i = \pm 1$. The weight of the sequence is $\prod_i a_i = (-1)^l$. The number of these sequences is $\binom{p-1}{l}$. So we conclude that

$$\chi_{[2p-2l, 1^{2l}]}([2^p]) = (-1)^l \binom{p-1}{l} \quad (\text{B.3})$$

For Case II, the last hook we knock off has to be $[1, 1]$. So in this case the sequences look like

$$\{a_1, a_2, \dots, a_{p-1}, -1\} \quad (\text{B.4})$$

and the weight is always $(-1)^{l+1}$. There are l copies of (-1) among the $a_1 \dots a_{p-1}$. We conclude that

$$\chi_{[2p-2l-1, 1^{2l+1}]}([2^p]) = (-1)^{l+1} \binom{p-1}{l}. \quad (\text{B.5})$$

Alternatively both results may be expressed in an unified form

$$\chi_{[2p-k, 1^k]}([2^p]) = (-1)^{\lfloor (k+1)/2 \rfloor} \binom{p-1}{\lfloor k/2 \rfloor}. \quad (\text{B.6})$$

where $\lfloor x \rfloor$ means we take the integer part of x . The following sum of characters normalized by dimensions, taken over hook representations $[2p - k, 1^k]$ has a simple form

$$\begin{aligned} \sum_R \frac{\chi_R([2^p])}{d_R} &= 0 \quad \text{for } p \text{ odd} \\ &= \frac{2p}{p+1} \quad \text{for } p \text{ even} \end{aligned} \quad (\text{B.7})$$

This is a special case of (B.22).

B.2 Character for $[2^p, 1^q]$ in hook representation

We will assume $q \geq 1$, and let $n = 2p + q$. Suppose, in applying the MN lemma, we knock off $[2^l]$ from the first row of R , and $[2^{p-l}]$ from the column. The weight is $(-1)^{p-l}$ and a combinatoric factor of

$$\binom{p}{l} \quad (\text{B.8})$$

We have to sum over different possible values of l . The upper limit is obtained as

$$2l \sim (n - k - 1) \quad (\text{B.9})$$

If $n - k - 1$ is even the upper limit is precisely

$$l = \frac{(n - k - 1)}{2} \quad (\text{B.10})$$

If $(n - k - 1)$ is odd, then upper limit is

$$l = \frac{(n - k - 2)}{2} \quad (\text{B.11})$$

Both cases can be expressed as

$$l = \lfloor \frac{(n - k - 1)}{2} \rfloor \quad (\text{B.12})$$

Consider the lower limit. Now we need to consider

$$(2p - 2l) \sim k \quad (\text{B.13})$$

If k is even, we have $l = p - k/2$. If k is odd, the lower limit is at $2p - 2l = k - 1$, i.e $l = p - k/2 + 1/2$. So lower limit is

$$l = \lfloor p - k/2 + 1/2 \rfloor \quad (\text{B.14})$$

Once we have knocked off the 2's, we can knock off the 1's. The last 1 can be removed in only one way - this is where the assumption $q > 0$ plays an important role. The remaining $q - 1$ copies of 1 can be removed from either the column or the row, which can be described by a sequence of length $q - 1$ of c and r , denoting the choice of column or row. So we get

$$\binom{q - 1}{k - 2p + 2l} \quad (\text{B.15})$$

Hence we can write

$$\begin{aligned} \chi_{[n-k, 1^k]}([2^p, 1^q]) &= \sum_{l=\lfloor p-k/2+1/2 \rfloor}^{\lfloor (n-k-1)/2 \rfloor} (-1)^{p-l} \binom{p}{l} \binom{q-1}{k-2p+2l} \\ &= \sum_{l=0}^p (-1)^{p-l} \binom{p}{l} \binom{q-1}{k-2p+2l} \end{aligned} \quad (\text{B.16})$$

In the last line, we have simplified the summation range by adding terms that vanish due to the zeroes of $\binom{p}{l} = \frac{\Gamma(p+1)}{\Gamma(l+1)\Gamma(p-l+1)}$. In the special case $q = 0$, we can use the formula previously derived (B.6). An expression covering all cases can be written as follows

$$\begin{aligned} &\chi_{[n-k, 1^k]}([2^p, 1^q]) \\ &= \left[(1 - \delta_{q,0}) \sum_{l=0}^p (-1)^{p-l} \binom{p}{l} \binom{q-1}{k-2p+2l} + \delta_{q,0} (-1)^{\lfloor (k+1)/2 \rfloor} \binom{2p-1}{\lfloor k/2 \rfloor} \right] \end{aligned} \quad (\text{B.17})$$

The same character, $\chi_{[n-k, 1^k]}([2^p, 1^q])$ can be computed by applying MN lemma, with a choice of knocking off 1's first, and then follow it with the 2's. If we knock off l of the 1's from the first column, there is a combinatoric factor of $\binom{q}{l}$ ways of choosing these 1's. After this is done we are left with $[2^p]$ in representation $[2p - k + l, 1^{k-l}]$, which leads to

$$(-1)^{\lfloor (k-l+1)/2 \rfloor} \binom{p-1}{\lfloor (k-l)/2 \rfloor}. \quad (\text{B.18})$$

Putting these together, we have

$$\chi_{[n-k, 1^k]}([2^p, 1^q]) = \sum_{l=0}^k (-1)^{\lfloor (k-l+1)/2 \rfloor} \binom{q}{l} \binom{p-1}{\lfloor (k-l)/2 \rfloor} \quad (\text{B.19})$$

Here we have assumed that $p > 0$. For the special case $p = 0$, the character is given as

$$\chi_{[n-k, 1^k]}([1^n]) = \binom{n-1}{k}. \quad (\text{B.20})$$

From this approach we arrive at

$$\begin{aligned} & \chi_{[n-k, 1^k]}([2^p, 1^q]) \\ &= \left[(1 - \delta_{p,0}) \sum_{l=0}^k (-1)^{\lfloor (k-l+1)/2 \rfloor} \binom{q}{l} \binom{p-1}{\lfloor (k-l)/2 \rfloor} + \delta_{p,0} \binom{n-1}{k} \right] \quad (\text{B.21}) \end{aligned}$$

Using either of the equivalent expressions, (B.17) or (B.21), one can check, by inserting explicit values of k, p, q (e.g in Mathematica) with $n \equiv 2p + q$, that the sum over hook representations $R = [n - k, 1^k]$ gives

$$\begin{aligned} \sum_R \frac{\chi_R([2^p, 1^q])}{d_R} &= \frac{(2p + q)}{(p + 1)} \quad \text{for } p \text{ even} \\ &= 0 \quad \text{for } p \text{ odd} \end{aligned} \quad (\text{B.22})$$

The p odd case is easy to understand using the fact that the characters of a permutation in conjugate representations are equal up to a sign given by the parity of the permutation, so the sum over all hooks, which is self-conjugate, vanishes. The p even case is more non-trivial. We do not have a direct analytical proof of this, but the simple form was guessed by comparing our character based approach for counting bi-partite graphs with $[\bar{\sigma}] = \{[4p], [2^{2p}], [4p]\}$ with the equivalent chord diagram counting (section 4.2).

B.3 Character for $[3^p, 1^q]$ in hook representation

Similarly we can obtain the character for $[3^p, 1^q]$ in $R = [n - k, 1^k]$

$$\chi_R([3^p, 1^q]) = \left[(1 - \delta_{p,0}) \sum_{t=0}^k (-1)^{\lfloor k/3 \rfloor + k} \binom{q}{t} \binom{p-1}{\lfloor (k-t)/3 \rfloor} + \delta_{p,0} \binom{n-1}{k} \right] \quad (\text{B.23})$$

where $n = 3p + q$. The formula can be derived by knocking off q 1's first, and following it by knocking off p 3's in the representation $R = [n - k, 1^k]$. Combinatoric factor of knocking off t 1's from row and $(q - t)$ 1's from column is given as

$$\binom{q}{t}. \quad (\text{B.24})$$

After remove all the 1's, we then knock off p 3's, it gives

$$(-1)^{\lfloor k/3 \rfloor + k} \binom{p-1}{\lfloor (k-t)/3 \rfloor}, \quad (\text{B.25})$$

where the sign factor $(-1)^{\lfloor k/3 \rfloor + k}$ is obtained by examining different k module 3. Put them together and sum over t we obtain the character (B.23). Here $p > 0$ is assumed in the derivation, for the special case $p = 0$, the character is given in equation (B.20), as we summarized in Eq. (B.23). Interestingly, as we noted in section 4.4, this character satisfies various highly non-trivial identities, see equations (4.39), (4.44), (4.49) and (4.53).

C On calculation of the number of epimorphisms

Here we give a simple derivation for the number of solutions of the epimorphism equation which appears in section 4

$$\begin{aligned} e_1^3 &= e_2^3 = \dots = e_n^3 = 1 \\ e_1 e_2 \dots e_n &= 1 \end{aligned} \quad (\text{C.1})$$

where $e_i \in Z_3$. We will use methods of the Fourier transform on finite groups (see [58] for a general discussion)

Let $\omega = e^{\frac{2\pi i}{3}}$. Each e_i is ω^{a_i} where $a_i \in \{1, 2\}$. Recall that

$$\delta(e_1 \dots e_n) = \sum_{R \in \text{Reps}(Z_3)} \frac{d_R \chi_R(\prod e_i)}{3} \quad (\text{C.2})$$

There are 3 irreps of Z_3 , all one dimensional – call them R_0, R_1, R_2 . Let g be the generator of Z_3 obeying $g^3 = 1$. The action of g in the three irreps is given by

$$\begin{aligned} g|R_0\rangle &= |R_0\rangle \\ g|R_1\rangle &= \omega|R_1\rangle \\ g|R_2\rangle &= \omega^{-1}|R_2\rangle \end{aligned} \quad (\text{C.3})$$

So we have

$$\delta(e_1 \dots e_n) = \frac{1}{3} + \frac{1}{3}\omega^{a_1 + \dots + a_n} + \frac{1}{3}\omega^{-a_1 - \dots - a_n} \quad (\text{C.4})$$

Suppose k of the a 's are 1 and the rest two, then

$$\delta(e_1 \dots e_n) = \frac{1}{3} + \frac{1}{3}\omega^{2k-n} + \frac{1}{3}\omega^{n-2k} \quad (\text{C.5})$$

There are $\binom{n}{k}$ possibilities of which a 's are equal to 1. So we get the number of solutions for the epimorphism equation

$$\begin{aligned}
N_n &= \sum_{k=0}^n \binom{n}{k} \frac{1}{3} (1 + \omega^{2k-n} + \omega^{n-2k}) \\
&= \frac{2^n}{3} + \frac{2}{3} \operatorname{Re}(\omega^n (1 + \omega^{-2})^n) \\
&= \frac{2^n}{3} + \frac{2}{3} \operatorname{Re}(\omega + \omega^{-1})^n \\
&= \frac{2^n}{3} + \frac{2}{3} \operatorname{Re}(2 \operatorname{Cos}(\frac{2\pi}{3}))^n \\
&= \frac{2^n}{3} + \frac{2}{3} (-1)^n
\end{aligned} \tag{C.6}$$

D Hall's theorem

Hall's theorem is a very useful fact from the theory of embedded graphs which constrains the automorphisms of these graphs, or equivalently of permutation triples [14–16]. Let G be the group generated by σ_1, σ_2 ; For any pair i, j in the set of edges $\{1, \dots, d\}$ there is a $\sigma \in G$ such that $\sigma(i) = j$ i.e. σ acting on i gives j (this is the transitivity condition which is equivalent to connectedness).

Let C be the subgroup of S_d which commutes with G . Let γ be an element of C (i.e something in the automorphism group of the ribbon graph). If an integer i belongs to some cycle of length l in γ , this means

$$\gamma^l(i) = i \tag{D.1}$$

and no other smaller power of γ leaves i fixed.

Using D.1 let us show that

$$\gamma^l(j) = j \tag{D.2}$$

which would establish that j belongs to a cycle of the same length l .

From transitivity we know there is a σ such that

$$j = \sigma(i) \tag{D.3}$$

So (D.1) implies

$$\gamma^l \sigma^{-1}(j) = \sigma^{-1}(j) \tag{D.4}$$

Hence

$$\sigma \gamma^l \sigma^{-1}(j) = j \tag{D.5}$$

But σ and γ commute, so we learn

$$\gamma^l(j) = j \tag{D.6}$$

And this must be the smallest power of γ which fixes j . If there was some smaller power $l' < l$ of γ that obeyed

$$\gamma^{l'}(j) = j \tag{D.7}$$

then by running the above argument backwards we would learn that

$$\gamma^{l'}(i) = i \tag{D.8}$$

which would contradict the assumption that l was the smallest power of γ that fixes i .

So we have Hall's theorem. All the integers between $\{1, \dots, d\}$ belong to cycles of the same length l in any element γ of the Automorphism group. Equivalently the cycle structure of γ is of the form $[l^{\bar{d}}]$ for a pair of divisors (l, \bar{d}) obeying $l\bar{d} = d$.

E Quotienting bi-partite graphs as an operation on permutation triples

We explained in section 3 that given a labelled graph $L = \{\sigma_1, \sigma_2, \sigma_3\}$, and an automorphism γ , we can obtain a quotient graph \bar{L} , indices which are integers associated with each cycle of the permutations $\bar{\sigma}_i$, as well as epimorphisms given by group elements associated with the non-trivial cycles of the Riemann surface supporting \bar{L} as well as the cycles of $\bar{\sigma}_i$. Let us explain how to read off the latter group elements. As an example suppose $\bar{\sigma}_1$ contains a cycle of the form $(S_1 S_2)$. And suppose the index for this cycle is three. This means that there is a cycle in σ_1 of the form $(S_{1,b_1} S_{2,c_1} S_{1,b_2} S_{2,c_2} S_{1,b_3} S_{2,c_3})$, such that $(S_{1,1} S_{1,2} S_{1,3})$ and $(S_{2,1} S_{2,2} S_{2,3})$ are cycles in γ ; (b_1, b_2, b_3) are a permutation of $(1, 2, 3)$ and likewise (c_1, c_2, c_3) are a permutation of $(1, 2, 3)$. The permutations obtained from the b 's is the same as the permutation from the c 's. So this is a plausible way to extract the exponents m_j which specify the epimorphism to Z_l . To see this prescription at work in a concrete example, see the equation (E.14).

E.1 Reverse of Quotient construction and Angle Voltages

We have already described how to quotient a graph by a group of automorphisms Z_l to obtain a reduced graph. We now want to consider the inverse of this process, that is, given a reduced graph and an automorphism group, how do we recover the graph that gives the reduced graph after we quotient with the automorphism group? The graph we recover from the reduced graph and specified automorphisms is called the derived graph. The key idea that we use is that of voltage assignments, as developed in [59].

Given a graph specified by permutations $\bar{\sigma}_1$ and $\bar{\sigma}_2$, an angle is defined by any pair of coincident edges i.e. (S_x, S_y) with $S_y \in \{\bar{\sigma}_1(S_x), \bar{\sigma}_1^{-1}(S_x), \bar{\sigma}_2(S_x), \bar{\sigma}_2^{-1}(S_x)\}$. A voltage assignment α assigns an element of the group of automorphisms Z_l to each angle at the vertices.

Denote the number of edges of the reduced graph by \bar{d} . The order of the automorphism group is l . The derived graph has $\bar{d}l$ edges. Each edge can be labelled by a pair (x, g)

where $1 \leq x \leq \bar{d}$ and $g \in Z_l$. The action of the permutations specifying the derived graph are

$$\sigma_i(S_{x,g}) = S_{\bar{\sigma}_i(x),g \cdot \alpha(x,\bar{\sigma}_i(x))} \quad (\text{E.1})$$

An example to illustrate these rules is in order. Consider the reduced graph described by the permutations

$$\bar{\sigma}_1 = (S_1 S_2) \quad \bar{\sigma}_2 = (S_1 S_2) \quad (\text{E.2})$$

We consider the automorphism group Z_2 with elements $\{1, g\}$. The voltage assignment we use is given in Figure 10.

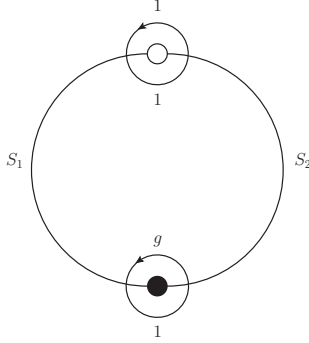


Figure 10: *Example of a voltage assignment.*

The edges of the derived graph are $\{S_{1,1}, S_{1,g}, S_{2,1}, S_{2,g}\}$. Using the above voltage assignment we have

$$\begin{aligned} \sigma_1(S_{1,1}) &= S_{\bar{\sigma}_1(1),1 \cdot g} = S_{2,g} \\ \sigma_1(S_{2,g}) &= S_{\bar{\sigma}_1(2),g \cdot 1} = S_{1,g} \\ \sigma_1(S_{1,g}) &= S_{\bar{\sigma}_1(1),g \cdot g} = S_{2,1} \\ \sigma_1(S_{2,1}) &= S_{\bar{\sigma}_1(2),1 \cdot 1} = S_{1,1} \end{aligned} \quad (\text{E.3})$$

and

$$\begin{aligned} \sigma_2(S_{1,1}) &= S_{\bar{\sigma}_2(1),1 \cdot 1} = S_{2,1} \\ \sigma_2(S_{2,1}) &= S_{\bar{\sigma}_2(2),1 \cdot 1} = S_{1,1} \\ \sigma_2(S_{1,g}) &= S_{\bar{\sigma}_2(1),g \cdot 1} = S_{2,g} \\ \sigma_2(S_{2,g}) &= S_{\bar{\sigma}_2(2),g \cdot 1} = S_{1,g} \end{aligned} \quad (\text{E.4})$$

Thus, the derived graph has

$$\sigma_1 = (S_{2,g} S_{1,g} S_{2,1} S_{1,1}), \quad \sigma_2 = (S_{1,1} S_{2,1})(S_{1,g} S_{2,g}) \quad (\text{E.5})$$

This graph is shown in Figure 11.

If we consider a different voltage assignment, assigning 1 to every angle, the derived graph is a disconnected graph given by two copies of the original, i.e. the graph with

$$\sigma_1 = (S_{1,1} S_{2,1})(S_{1,g} S_{2,g}) \quad \sigma_2 = (S_{1,1} S_{2,1})(S_{1,g} S_{2,g}) \quad (\text{E.6})$$

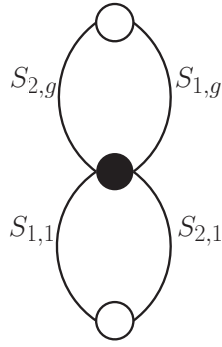


Figure 11: *Derived graph for the voltage assignment of Figure 10.*

For the counting application we consider, it is clear that the derived graph must be connected. It is therefore useful to understand the necessary condition on the voltage assignment that guarantees a connected derived graph. A useful way to prove that the derived graph is connected is to prove that it is possible to pass from a given dart S_{i,g_1} to any other dart S_{j,g_2} without leaving the graph.

Since the reduced graph is connected, it is clear that there is a path on the graph from a given dart S_{i,g_1} to another dart S_{j,g_2} where we can choose $1 \leq i, j \leq \bar{d}$ arbitrarily. The voltage for any closed path on the graph picks up a factor for each angle we pass through. By accumulating these factors we can assign a voltage g_C to any closed path C , such that if we start from dart $S_{i,g}$ we pass to dart $S_{i,g_C.g}$ when we traverse the path. Denote the group generated by the collection of g_C , one for each path, by \mathcal{A}_C . To pass from S_{i,g_1} to S_{i,g_2} for any g_1, g_2 by traversing closed paths C , \mathcal{A}_C must act transitively on Z_l implying that \mathcal{A}_C must be isomorphic to Z_l itself.

E.2 Index distribution factor

We give examples of quotients where the index distribution factor of (3.16) is non-trivial.

E.2.1 A Z_2 cover of $\bar{d} = 2$ graph

Consider the graph shown in Figure 12

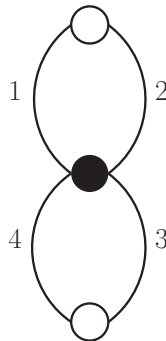


Figure 12: *Figure of Eight.*

It is described by a permutation triple

$$\sigma_1 = (1, 2, 3, 4) ; \sigma_2 = (1, 2)(3, 4) ; \sigma_3 = (1)(2, 4)(3) \quad (\text{E.7})$$

The conjugacy classes are $[\sigma] = \{[4], [2, 2], [2, 1, 1]\}$.

The automorphism group $\text{Aut}(L)$ is generated by $(1, 3)(2, 4)$ and is isomorphic to Z_2 . Labelling these cycles $S_1 = (1, 3), S_2 = (2, 4)$ and quotienting by this generator gives

$$\begin{aligned} \bar{L} : \bar{\sigma}_1 &= (S_1 S_2); \bar{\sigma}_2 = (S_1 S_2); \bar{\sigma}_3 = (S_1)(S_2) \\ \nu(\bar{L}) &= \{[2; 1; 1, 2] \\ \mathcal{E}(\bar{L}) &= \{[g; 1; 1; g]\} \end{aligned} \quad (\text{E.8})$$

\bar{L} is the labelled quotient graph, described in terms of a permutation triple. $\nu(\bar{L})$ gives indices. $\mathcal{E}(\bar{L})$ gives the actual group elements e_i , so $e_i^{\nu_i} = 1$. g is the generator of Z_2 .

There are 12 labelled graphs L , generated by conjugating the triple $(\sigma_1, \sigma_2, \sigma_3)$ with permutations in S_4 . Of these, two are fixed by a given γ . So the contribution to the Burnside sum for counting the number of unlabelled graphs with the specified $[\sigma]$ is $1/2$. Another $1/2$ comes from the case where γ is the identity permutation.

Note that, from the simple formula (3.13), we get

$$\frac{1}{4} \times \text{labelled quotient graphs} \times \text{epimorphisms} = \frac{1}{4} \quad (\text{E.9})$$

which does not match the correct $1/2$. This is because there are 2 unlike indices for 2 cycles of same length.

The group $G(\nu(\bar{L}))$ in this case is an S_2 of permutations of the cycles $(1), (3)$ in $\bar{\sigma}_3$. These two cycles are also permuted by the element $(1, 2)$ of $\text{Aut}(\bar{L})$. So $|\text{Aut}(\bar{L}) \cap G(\nu(\bar{L}))| = 2$.

So when the S_m subgroup of $S_m[Z_l]$ acts on the labelled L 's fixed by a given γ , it acts on $[\bar{L}, \nu(\bar{L})]$. If we forget about the indices, we get all the labelled \bar{L} . But a given \bar{L} can appear multiple times in the S_m orbit on the pairs $[\bar{L}, \nu(\bar{L})]$, when that happens it means that an element of S_m which fixes \bar{L} (hence is in $\text{Aut}(\bar{L})$) performs a permutation of the like-cycles carrying unlike indices.

E.2.2 A Z_3 cover of a $\bar{d} = 4$ graph

Take

$$\begin{aligned} \sigma_1 &= (1, 2)(5, 6)(3, 11, 7)(9, 10)(4)(8)(12) \\ \sigma_2 &= (1, 4)(5, 8)(9, 12)(2, 7, 6, 11, 10, 3) \\ \sigma_3 &= (1, 4, 2, 7)(3, 9, 12, 10)(5, 8, 6, 11) \\ \text{Aut}(L) &= \{(), (1, 5, 9)(2, 6, 10)(3, 7, 11)(4, 8, 12), (1, 9, 5)(2, 6, 10)(3, 11, 7)(4, 8, 12)\} \end{aligned} \quad (\text{E.10})$$

Quotient by

$$\gamma_1 = (1, 5, 9)(2, 6, 10)(3, 7, 11)(4, 8, 12) \quad (\text{E.11})$$

The quotient graph is given by the triple

$$\begin{aligned}\bar{\sigma}_1 &= (S_1, S_2)(S_3)(S_4) \\ \bar{\sigma}_2 &= (S_1, S_4)(S_2, S_3) \\ \bar{\sigma}_3 &= (S_1, S_4, S_2, S_3)\end{aligned}\tag{E.12}$$

The automorphism group of the quotient graph is

$$\{(), (S_1, S_2)(S_3, S_4)\}\tag{E.13}$$

The number of orbits of this on the $\{S_1, S_2, S_3, S_4\}$ is the number of rooted graphs. The index of this graph quotient is

$$\begin{aligned}\nu(\bar{L}) &= [1, 3, 1; 1, 3; 1] \\ \mathcal{E}(\bar{L}) &= [1, g^{-1}, 1; 1, g; 1]\end{aligned}\tag{E.14}$$

As a side remark, note that we can read off the epimorphism by comparing the order of numbers in a cycle of γ of non-trivial index and the order in which these numbers appear in the lift of that cycle to L .

Let $Symm(\gamma_1)$ be the subgroup of S_d which commutes with γ_1 . Some general facts about $Symm(\gamma_1)$ orbits turn out to be very useful here. The set of all labelled graphs fixed by γ_1 forms orbits of $Symm(\gamma_1) = S_4[Z_3]$. This is because

$$\begin{aligned}\gamma_1 L \gamma_1^{-1} &= L \\ \mu \gamma_1 \mu^{-1} &= \gamma_1 \\ \implies \mu \gamma_1 \mu^{-1} L \mu \gamma_1^{-1} \mu^{-1} &= L \\ \gamma_1 (\mu^{-1} L \mu) \gamma_1^{-1} &= (\mu^{-1} L \mu)\end{aligned}\tag{E.15}$$

All labelled graphs corresponding to the same unlabelled graph are generated by $S_d = S_{12}$ action. Suppose we have $L_1, L_2 \cdots L_k$ are labelled graphs in the same S_d orbit, all stablized by γ_1 but in distinct $Symm(\gamma_1)$ orbits. So we have, for any $j \in \{1, \dots, k\}; j \neq 1$

$$L_j = \alpha_j L_1 \alpha_j^{-1} \text{ for some } \alpha_j \in S_d\tag{E.16}$$

with $\alpha_j \notin Symm(\gamma_1)$. We know that

$$\begin{aligned}\gamma_1 L_j \gamma_1^{-1} &= L_j \\ \gamma_1 \alpha_j^{-1} L_1 \alpha_j \gamma_1^{-1} &= L_1 \\ \alpha_j \gamma_1 \alpha_j^{-1} L_1 \alpha_j \gamma_1^{-1} \alpha_j^{-1} &= \alpha_j L_1 \alpha_j^{-1}\end{aligned}\tag{E.17}$$

So we learn that $\alpha_j \gamma_1 \alpha_j^{-1}$ stabilizes L_1 . Since $\alpha_j \notin Symm(\gamma_1)$, we can conclude that $\gamma_j \equiv \alpha_j \gamma_1 \alpha_j^{-1}$ is a distinct element in $\text{Aut}(L_1)$ which has the same cycle structure as γ_1 . For any pair $i, j \in \{1, \dots, k\}; i, j \neq 1$ we have

$$L_i = \alpha_{ij} L_j \alpha_{ij}^{-1}\tag{E.18}$$

where $\alpha_{ij} = \alpha_i \alpha_j^{-1}$. Since L_i, L_j are in distinct $Symm(\gamma_1)$ orbits, we know that $\alpha_{ij} \notin Symm(\gamma_1)$. This allows us to prove that $\gamma_i \neq \gamma_j$. Indeed if $\gamma_i = \gamma_j$, then

$$\alpha_i \gamma_1 \alpha_i^{-1} = \alpha_j \gamma_1 \alpha_j^{-1}$$

$$\implies \gamma_1 = \alpha_j^{-1} \alpha_i(\gamma_1) \alpha_i^{-1} \alpha_j \quad (\text{E.19})$$

which contradicts the assumption $\alpha_{ij} \notin \text{Symm}(\gamma_1)$.

We conclude that the number of distinct automorphisms of L_1 in the same conjugacy class as γ_1 is greater or equal to the number of orbits of $\text{Symm}(\gamma_1)$ among the labelled graphs fixed by γ_1 .

We can apply this in the problem at hand. Using $\text{Symm}(\gamma_1)$ we generate a list of 648 labelled graphs. We observe that γ_2 is obtained by conjugating γ_1 with $(5, 9)(6, 10)(11, 7)(8, 12)$. We conjugate L with this. Then generate labelled graphs by $\text{Symm}(\gamma_1)$. We get another 648. We look at the intersection of the two lists to find it is empty. This is conveniently done using GAP [60]. So we have found two orbits of $\text{Symm}(\gamma_1)$ and there can be no more since there are exactly two γ 's in this conjugacy class.

From Eq.(3.8) the contribution to the Burnside sum from this conjugacy class of γ 's is

$$\frac{1}{l^d d!} 648 \times 2 = 2/3 \quad (\text{E.20})$$

There are 12 labelled quotient graphs, 2 epimorphisms, and

$$\text{Aut}(\bar{L}) \cap G(\nu(\bar{L})) = \text{Aut}(\bar{L}) \cap (S_2 \times S_2) = S_2 \quad (\text{E.21})$$

So we calculate the contribution to Burnside sum using Eq.(3.16) is

$$\frac{1}{3 \times 4!} \times 2 \times 12 \times |\text{Aut}(\bar{L}) \cap G(\nu(\bar{L}))| = 2/3 \quad (\text{E.22})$$

So this provides another non-trivial check of (3.16).

F Chord Diagram counting and ribbon graphs

In section 4.2 we made contact between our counting of ribbon graphs and the counting of chord diagrams. This connection can be nicely understood using the origin of the ribbon graphs in the Matrix model correlators described in Section 2.1. Let us illustrate this with the example of the 1-point function of $\langle \text{tr}(\Phi^4) \rangle$ that we described there. We showed how to associate ribbon graphs with the different Wick contractions by first going to double line diagrams and then thinning these down to get the ribbon graph. Now for every vertex of such a ribbon graph, we can surround it by a small circle, erase the vertex in the middle of the circle along with the edges connecting it to the circumference of the circle. Suppose the i 'th vertex of the ribbon graph has e_i edges connected to it. Applying the above procedure to it, results in an increase of the number of vertices by $e_i - 1$, since the vertex in the middle was removed, but vertices on the circumference were added. The number of edges increases by e_i . The number of faces increases by 1. So the Euler character does not change. If the ribbon graph is described by permutation triple $(\sigma_1, \sigma_2, \sigma_3)$, where C_{σ_1} is the number of vertices, C_{σ_2} the number of edges, and C_{σ_3} the number of faces, in the new graph we have $C_{\sigma_1} + C_{\sigma_2} - C_{\sigma_1} = C_{\sigma_2}$ vertices, $2C_{\sigma_2}$ edges and $C_{\sigma_1} + C_{\sigma_3}$ faces.

For 1-vertex ribbon graphs, this transformation produces chord diagrams. For multi-vertex ribbon graphs, we still have points on circles connected by edges, embedded on the Riemann surface. This transformed diagram can be understood in the Matrix theory calculation as a way of keeping track of the Wick contractions, with a line for each Wick contraction and vertices for the X -matrices. The double line notation is more common in physics for the large N expansion, because the closed lines of the double line diagram give power of N , and when the double lines are thinned down to give the ribbon graph, the faces give the power of N . However as a way to keep track of the Wick contractions, it is clear that the transformed diagram is equally good and as shown by the argument above, this diagram of Wick contractions lives on the same genus Riemann surface. The transformation is similar to the one which was used in exhibiting the connection between QED Feynman graphs and ribbon graphs.

References

- [1] G. 't Hooft, "A Planar Diagram Theory for Strong Interactions," Nucl. Phys. B **72** (1974) 461.
- [2] R. d. M. Koch and S. Ramgoolam, "From Matrix Models and Quantum Fields to Hurwitz Space and the absolute Galois Group," arXiv:1002.1634 [hep-th].
- [3] S. Corley, A. Jevicki and S. Ramgoolam, "Exact correlators of giant gravitons from dual N=4 SYM theory," Adv. Theor. Math. Phys. **5** (2002) 809 [hep-th/0111222].
- [4] T. W. Brown, "Complex matrix model duality," Phys. Rev. D **83** (2011) 085002 [arXiv:1009.0674 [hep-th]].
- [5] R. de Mello Koch and S. Ramgoolam, "Strings from Feynman Graph counting : without large N," arXiv:1110.4858 [hep-th].
- [6] R.C. Read, "The enumeration of locally restricted graphs," Journal London Math. Soc. 34 (1959), 417-436.
- [7] D. J. Gross and W. Taylor, "Two-dimensional QCD is a string theory," Nucl. Phys. B **400** (1993) 181 [hep-th/9301068],
D. J. Gross and W. Taylor, "Twists and Wilson loops in the string theory of two-dimensional QCD," Nucl. Phys. B **403** (1993) 395 [hep-th/9303046].
- [8] F. Cachazo, P. Svrcek and E. Witten, "MHV vertices and tree amplitudes in gauge theory," JHEP **0409**, 006 (2004) [hep-th/0403047].
- [9] A. Brandhuber, B. J. Spence and G. Travaglini, "One-loop gauge theory amplitudes in N=4 super Yang-Mills from MHV vertices," Nucl. Phys. B **706**, 150 (2005) [hep-th/0407214].
- [10] J. Harer and D. Zagier, "The Euler characteristic of the moduli space of curves," Invent. Math. 85, 457-485 (1986).

- [11] D. M. Jackson, M. J. Perry, and T. I. Visentin, “Factorizations for partition functions of random matrix models,” *Commun. Math. Phys.* 179. 25-60 (1996)
- [12] A Mednykh and R. Nedela, “Enumeration of unrooted hypermaps,” *Electronic Notes in Discrete Mathematics*, 28 (2007), 207214.
- [13] R. Nedela, “Maps, Hypermaps and Related Topics,” lectures which can be downloaded at <http://www.savbb.sk/~nedela/CMbook.pdf>
- [14] A. Mednykh and R. Nedela, “Enumeration of unrooted maps of a given genus,” *J. of Combinatorial Theory*, 96B (2006), 706729.
- [15] Valery A. Liskovets, “A reductive technique for enumerating non-isomorphic planar maps,” *Discrete Mathematics*, 156 (1996), 197217.
- [16] Valery A. Liskovets, “Reductive Enumeration Under Mutually Orthogonal Group Actions,” *Acta Applicandae Mathematicae* 52 (1998), 91-120.
- [17] R. Cori and M. Marcus, “Counting non-isomorphic chord diagrams,” *Theoretical Computer Science*, 204, pages 55-73, 1998.
- [18] R. Bacher and A. Vdovina “Counting 1-vertex Triangulations Of Oriented Surfaces,” <http://arxiv.org/abs/math/0110025>.
- [19] M. Bauer and C. Itzykson, “Triangulations in The Grothendieck theory of Dessins d’Enfants,” *London Mathematical Society Lecture Notes Series* 200, edited by L. Schneps.
- [20] E. Looijenga, “Intersection theory on Deligne-Mumford compactifications, Seminaire.” *Bourbaki*, 1992-1993, exp. no. 768, pp. 187-212.
- [21] S. K. Lando and A. K. Zvonkin, “Graphs on Surfaces and their applications,” *Encyclopaedia of Mathematical Sciences, Low dimensional Topology II*, Volume 141, Springer 2003.
- [22] R. Gopakumar, “What is the Simplest Gauge-String Duality?,” arXiv:1104.2386 [hep-th].
- [23] http://www.algorithm.uni-bayreuth.de/en/research/SYMMETRICA/classsum_engl.html
- [24] W. Fulton and J. Harris, “Representation theory : a first course,” Springer 1999.
- [25] S. Cordes, G. W. Moore and S. Ramgoolam, “Lectures on 2-d Yang-Mills theory, equivariant cohomology and topological field theories,” *Nucl. Phys. Proc. Suppl.* **41** (1995) 184 [hep-th/9411210].
- [26] S. Vidal and M. Petitot, “Counting rooted and unrooted triangular maps,” *Journal of Nonlinear Systems and Applications* (2010) 51-57.
- [27] P. Nogueira, “Automatic Feynman graph generation,” *Journal of Computational Physics*, **105**, 279-289, 1993.

- [28] S. J. Parke and T. R. Taylor, “An Amplitude for n Gluon Scattering,” *Phys. Rev. Lett.* **56**, 2459 (1986).
- [29] B. Feng and M. Luo, “An Introduction to On-shell Recursion Relations,” arXiv:1111.5759 [hep-th].
- [30] E. Witten, “Perturbative gauge theory as a string theory in twistor space,” *Commun. Math. Phys.* **252**, 189 (2004) [hep-th/0312171].
- [31] J. H. Eftle and T. R. Morris, “Structure of the MHV-rules Lagrangian,” *JHEP* **0608**, 003 (2006) [hep-th/0605121].
- [32] M. -x. Luo and C. -k. Wen, “One-loop maximal helicity violating amplitudes in N=4 super Yang-Mills theories,” *JHEP* **0411**, 004 (2004) [hep-th/0410045],
M. -x. Luo and C. -k. Wen, “Systematics of one-loop scattering amplitudes in N=4 super Yang-Mills theories,” *Phys. Lett. B* **609**, 86 (2005) [hep-th/0410118].
- [33] A. Brandhuber and G. Travaglini, “Quantum MHV diagrams,” hep-th/0609011.
- [34] S. Minwalla, M. Van Raamsdonk and N. Seiberg, “Noncommutative perturbative dynamics,” *JHEP* **0002** (2000) 020 [hep-th/9912072].
- [35] S. Franco, A. Hanany, K. D. Kennaway, D. Vegh and B. Wecht, “Brane dimers and quiver gauge theories,” *JHEP* **0601** (2006) 096 [hep-th/0504110].
- [36] V. Jejjala, S. Ramgoolam and D. Rodriguez-Gomez, “Toric CFTs, Permutation Triples and Belyi Pairs,” *JHEP* **1103** (2011) 065 [arXiv:1012.2351 [hep-th]].
- [37] M. Yamazaki, “Brane Tilings and Their Applications,” *Fortsch. Phys.* **56** (2008) 555 [arXiv:0803.4474 [hep-th]].
- [38] Y. -H. He and J. McKay, “N=2 Gauge Theories: Congruence Subgroups, Coset Graphs and Modular Surfaces,” arXiv:1201.3633 [hep-th].
- [39] E. Gironde and G. Gonzalez-Diez, “Genus two extremal surfaces : extremal discs, isometries and Weierstrass points”, *Israel Journal of Mathematics*, 132 (2002), 221-238
- [40] M. R. Douglas, “Conformal field theory techniques for large N group theory,” hep-th/9303159.
- [41] R. Dijkgraaf and E. Witten, “Topological Gauge Theories and Group Cohomology,” *Commun. Math. Phys.* **129** (1990) 393.
- [42] E. Witten, “String theory dynamics in various dimensions,” *Nucl. Phys. B* **443** (1995) 85 [hep-th/9503124].
- [43] L. Anguelova, P. de Medeiros and A. Sinkovics, “Topological membrane theory from Mathai-Quillen formalism,” *Adv. Theor. Math. Phys.* **10** (2006) 713 [hep-th/0507089].
- [44] L. Bao, V. Bengtsson, M. Cederwall and B. E. W. Nilsson, “Membranes for topological M-theory,” *JHEP* **0601** (2006) 150 [hep-th/0507077].

- [45] J. A. Harvey and G. W. Moore, “Superpotentials and membrane instantons,” hep-th/9907026.
- [46] R. Dijkgraaf, S. Gukov, A. Neitzke and C. Vafa, “Topological M-theory as unification of form theories of gravity,” Adv. Theor. Math. Phys. **9** (2005) 603 [hep-th/0411073].
- [47] D. Ben Zvi, “Topological field theory and representation theory,” ITP lecture. <http://www.math.utexas.edu/~benzvi/GRASP/lectures/benzvi/SBTFT.pdf>.
- [48] N. Arkani-Hamed, F. Cachazo, C. Cheung and J. Kaplan, “A Duality For The S Matrix,” JHEP **1003**, 020 (2010) [arXiv:0907.5418 [hep-th]].
- [49] Nima Arkani-Hamed, talk given at String 2012, “<http://www.theorie.physik.uni-muenchen.de/videos/strings2012/arkani-hamed/index.html>”
- [50] A. Hanany and K. D. Kennaway, “Dimer models and toric diagrams,” hep-th/0503149.
- [51] S. Franco, “Bipartite Field Theories: from D-Brane Probes to Scattering Amplitudes,” arXiv:1207.0807 [hep-th].
- [52] J. M. Maldacena, “The Large N limit of superconformal field theories and supergravity,” Adv. Theor. Math. Phys. **2** (1998) 231 [hep-th/9711200].
- [53] Peter J. Cameron, “Topics, Techniques, Algorithms.” Cambridge University Press, 1994 (reprinted 1996).
- [54] http://en.wikipedia.org/wiki/Burnside's_lemma
- [55] W.S. Massey, “A Basic Course in Algebraic Topology,” Springer-Verlag, 1991.
- [56] A. Hatcher, “Algebraic topology,” <http://www.math.cornell.edu/~hatcher/AT/ATpage.html>
- [57] See [http://www.proofwiki.org/wiki/Definition:Epimorphism_\(Abstract_Algebra\)](http://www.proofwiki.org/wiki/Definition:Epimorphism_(Abstract_Algebra)).
- [58] G.A. Jones, “Enumeration of homomorphisms and surface-coverings,” Quart. J. Math. Oxford 46:2 (1995), 485-507.
- [59] A. Malnic, R. Nedela and M. Skoviera, “Regular homomorphisms and regular maps”, European J. Combin. 23 (2002), 44.
- [60] GAP-<http://www.gap-system.org/>