

Transverse-momentum resummation for top-quark pairs at hadron colliders

Hua Xing Zhu,^{1,*} Chong Sheng Li,^{1,2,†} Hai Tao Li,¹ Ding Yu Shao,¹ and Li Lin Yang^{3,‡}

¹*Department of Physics and State Key Laboratory of Nuclear Physics and Technology, Peking University, Beijing 100871, China*

²*Center for High Energy Physics, Peking University, Beijing 100871, China*

³*Institute for Theoretical Physics, University of Zürich, CH-8057 Zürich, Switzerland*

We develop a framework for a systematic resummation of the transverse momentum distribution of top-quark pairs produced at hadron colliders based on effective field theory. Compared to Drell-Yan and Higgs production, a novel soft function matrix is required to account for the soft gluon emissions from the final states. We calculate this soft function at the next-to-leading order, and perform the resummation at the next-to-next-to-leading logarithmic accuracy. We compare our results with parton shower programs and with the experimental data at the Tevatron and the LHC. We also discuss the implications for the top quark charge asymmetry.

PACS numbers: 14.65.Ha, 12.38.Cy

The top quark is of special importance in the Standard Model (SM). Due to its large mass, it couples strongly to the Higgs boson, and is crucial to the hierarchy problem. New physics (NP) models aiming at solving the hierarchy problem often predict top partners which exhibit similar properties as the top quark and may decay into it. Possible new heavy resonances usually prefer to decay into top quark pairs. Therefore, studying the top quarks can on one hand help understanding the nature of electroweak symmetry breaking, and on the other hand probe NP beyond the SM.

If a heavy resonance decays into a top quark pair, the kinematics of the $t\bar{t}$ system will then carry information of the resonance. It is therefore worthwhile to study the $t\bar{t}$ pair as a whole instead of individual top quarks. One important example is the invariant mass of the $t\bar{t}$ pair, which is very sensitive to new physics contributions. Precision predictions for this distribution has been achieved in [1]. Besides the invariant mass, another important variable is the transverse momentum q_T of the $t\bar{t}$ system, which has been recently measured by both the CMS and the ATLAS collaborations at the LHC [2, 3]. One reason to study this distribution is that the top quark charge asymmetry exhibits intriguing dependence on q_T [4]. In particular, it was shown that the asymmetry can be enhanced by restricting to the small q_T region [5]. The top quark charge asymmetry has received much attention recently, due to the deviation from the SM observed at the Tevatron [4, 6]. Many NP models have been proposed to explain this discrepancy (see, e.g., [7] and references therein). Studying the q_T -dependent asymmetry will help to clarify which model is the correct one. Similar to the asymmetry, it has been shown recently [8] that vetoing the $t\bar{t}$ transverse momentum can enhance the sensitivity of the invariant mass distribution to the effects of NP which couples mainly to quarks. This finding makes the small q_T region even more important.

Making precise predictions for the small q_T region, however, is theoretically challenging. As is well-known in the case of Drell-Yan and Higgs production, soft and

collinear gluon emissions give rise to large logarithms of the form $\ln(q_T^2/Q^2)$ at each order in perturbation theory, where $Q \gg q_T$ is a typical hard scale of the process. The fixed-order predictions are therefore not reliable in this region. For the case of Drell-Yan and Higgs, the method to deal with this problem is the so-called Collins-Soper-Sterman (CSS) formalism [9], in which the large logarithms can be resummed to all orders in the strong coupling α_s . For $t\bar{t}$ production, on the other hand, the CSS formalism can not be directly applied due to gluon emissions from the top quarks in the final state. Therefore, for observables sensitive to the small q_T region in $t\bar{t}$ production, current experimental groups usually rely on parton shower (PS) programs, which only achieves resummation at the leading logarithmic (LL) level. Ref. [10] attempted an next-to-leading logarithmic (NLL) resummation by modifying the CSS formalism. However, they did not consider color mixing between singlet and octet final-states, and they missed the contributions from initial-final gluon exchange.

In this Letter, we develop a framework for q_T resummation in $t\bar{t}$ production based on the soft-collinear effective theory (SCET) [11]. The framework is built upon the works in [12, 13], which systematically resums the large logarithms to arbitrary accuracy. A novel feature of our framework is the appearance of a transverse soft function matrix, which describes color exchange among the initial state and final state particles. Using the available ingredients, we perform the resummation at the next-to-next-to-leading logarithmic (NNLL) accuracy.

We consider the process $N_1(P_1) + N_2(P_2) \rightarrow t(p_3) + \bar{t}(p_4) + X$. We denote the transverse momentum of the $t\bar{t}$ pair as q_T . In the small q_T region, the differential cross section can be written as

$$\begin{aligned} \frac{d^4\sigma}{dq_T^2 dy dM d\cos\theta} &= \frac{8\pi\beta_t}{3sM} \sum_i \sum_{a,b} \int_{\xi_1}^1 \frac{dz_1}{z_1} \int_{\xi_2}^1 \frac{dz_2}{z_2} \\ &\times f_{a/N_1}(\xi_1/z_1, \mu) f_{b/N_2}(\xi_2/z_2, \mu) \quad (1) \\ &\times C_{i\bar{a}\leftarrow ab}(z_1, z_2, q_T, M, \cos\theta, m_t, \mu), \end{aligned}$$

where s is the collider energy, M and y are the invariant mass and the rapidity of the top-quark pair, θ is the scattering angle between p_3 and P_1 , $\beta_t = \sqrt{1 - 4m_t^2/M^2}$, $\xi_{1,2} = \sqrt{\tau}e^{\pm y}$, with $\tau = (M^2 + q_T^2)/s$. We also define

$$p_1 = \xi_1 P_1, \quad p_2 = \xi_2 P_2, \quad \hat{s} = (p_1 + p_2)^2, \\ t_1 = (p_1 - p_3)^2 - m_t^2, \quad u_1 = (p_2 - p_3)^2 - m_t^2.$$

The resummed formula for the partonic function $C_{i\bar{i} \leftarrow ab}$ can be written as

$$C_{i\bar{i} \leftarrow ab}(z_1, z_2, q_T, M, \cos \theta, m_t, \mu) = \frac{1}{2} \int_0^\infty db b J_0(b q_T) \\ \times \exp[g_i(\eta_i, L_\perp, \alpha_s)] \left[\bar{I}_{i/a}(z_1, L_\perp, \alpha_s) \bar{I}_{\bar{i}/b}(z_2, L_\perp, \alpha_s) \right. \\ \left. + \delta_{gi} \bar{I}'_{g/a}(z_1, L_\perp, \alpha_s) \bar{I}'_{g/b}(z_2, L_\perp, \alpha_s) \right] \\ \times \text{Tr}[\mathbf{H}_{i\bar{i}}(M, \cos \theta, m_t, \mu) \mathbf{S}_{i\bar{i}}(L_\perp, M, \cos \theta, m_t, \mu)], \quad (2)$$

where $\eta_i = (C_i \alpha_s / \pi) \ln(M^2 / \mu^2)$ with $C_q = C_F = 4/3$ and $C_g = C_A = 3$, $L_\perp = \ln(b^2 \mu^2 / b_0^2)$ with $b_0 = 2e^{-\gamma_E}$, J_0 is the zeroth order Bessel function. $\mathbf{H}_{i\bar{i}}$ are the hard functions, which are matrices in color space, as indicated by the boldface letter. They are the same as in threshold resummation and can be found in [1]. The functions g_i and $\bar{I}_{i/a}$ are related to the transverse PDFs introduced in [12], whose definition and explicit NLO expressions can be found in [13, 14]. We have recalculated these functions at NLO and the results read

$$g_i^{(1)}(\eta_i, L_\perp) = -\Gamma_0^i L_\perp \left(\ln \frac{M^2}{\mu^2} + \frac{L_\perp}{2} \right) - 2\gamma_0^i L_\perp, \\ \bar{I}_{i/a}^{(1)}(z, L_\perp) = -P_{ia}^{(1)}(z) L_\perp + R_{i/a}^{(1)}(z), \quad (3)$$

where $\Gamma_0^i = 4C_i$, $\gamma_0^q = -3C_F$ and $\gamma_0^g = -\beta_0 = -11C_A/3 + 4n_f T_F/3$. Here and below, the perturbative functions are expanded in terms of $\alpha_s/(4\pi)$. The splitting functions $P_{ia}(z)$ are normalized such that $P_{qq}^{(1)}(z) = 2C_F[(1+z^2)/(1-z)]_+$, and the remainder functions $R_{i/a}(z)$ are given by

$$R_{q/q}^{(1)}(z) = C_F \left[2(1-z) - \frac{\pi^2}{6} \delta(1-z) \right], \quad R_{g/q}^{(1)} = C_F 2z, \\ R_{g/g}^{(1)}(z) = -C_A \frac{\pi^2}{6} \delta(1-z), \quad R_{q/g}^{(1)}(z) = T_F 4z(1-z).$$

The functions $\bar{I}'_{g/a}$ originate from the second Lorentz structure of the gluon transverse PDF [15]. They start at $\mathcal{O}(\alpha_s)$ and do not contribute to the NNLL accuracy.

The major difference of our resummation formula (2) from the Drell-Yan or Higgs case is the appearance of the transverse soft functions $\mathbf{S}_{i\bar{i}}$, which are defined as

$$\mathbf{S}_{i\bar{i}}(L_\perp, M, \cos \theta, m_t, \mu) = \frac{1}{d_i} \sum_{X_s} \int \frac{d\phi_t}{2\pi} d^2 q_\perp e^{ib \cdot q_\perp} \quad (4) \\ \times \langle 0 | \mathbf{Y}_i^\dagger \mathbf{Y}_{\bar{i}}^\dagger \mathbf{Y}_t^\dagger \mathbf{Y}_{\bar{t}}^\dagger | X_s \rangle \delta^{(2)}(q_\perp + \hat{P}_\perp) \langle X_s | \mathbf{Y}_i \mathbf{Y}_{\bar{i}} \mathbf{Y}_t \mathbf{Y}_{\bar{t}} | 0 \rangle,$$

where the operator \hat{P}_\perp acts on the soft final state X_s giving its transverse momentum, $d_{q(g)} = 3(8)$, and \mathbf{Y}_a are soft Wilson lines along the directions of partons $a = i, \bar{i}, t, \bar{t}$. The angle ϕ_t is the azimuthal angle of the top quark in the transverse plane. (One may define a soft function which is exclusive in ϕ_t , but the result will be much more complicated.) So far we have been working in the color space formalism [16]. For actual computations, it is more convenient to introduce a color basis, for which we adopt the one used in [1]. In this basis, the LO soft functions are given by

$$\mathbf{S}_{q\bar{q}}^{(0)} = \begin{pmatrix} N_c & 0 \\ 0 & \frac{C_F}{2} \end{pmatrix}, \quad \mathbf{S}_{gg}^{(0)} = \begin{pmatrix} N_c & 0 & 0 \\ 0 & \frac{N_c}{2} & 0 \\ 0 & 0 & \frac{N_c^2 - 4}{2N_c} \end{pmatrix}, \quad (5)$$

where $N_c = 3$. At NLO, the bare soft functions can be written as

$$\mathbf{S}_{i\bar{i}}^{(1), \text{bare}} = \sum_{j,k} \mathbf{w}_{i\bar{i}}^{jk} I_{jk}, \quad (6)$$

where $\mathbf{w}_{i\bar{i}}^{jk}$ are color matrices, whose explicit expressions can be found in [1]. The integrals I_{jk} are given by

$$I_{jk} = -\frac{(4\pi\mu^2)^\epsilon}{\pi^{2-\epsilon}} \int_0^{2\pi} \frac{d\phi_t}{2\pi} \int [dk] \frac{v_j \cdot v_k e^{-ib \cdot k_\perp}}{v_j \cdot k v_k \cdot k}, \quad (7)$$

where $[dk] = d^d k (2\pi) \delta(k^2) \theta(k^0)$, and v_j are dimensionless vectors along the directions of momenta p_j , chosen as $v_1 = n = (1, 0, 0, 1)$, $v_2 = \bar{n} = (1, 0, 0, -1)$, $v_3^2 = v_4^2 = 1$. The above integrals contain singularities which are not regularized by dimensional regularization. We therefore introduce a regularization factor $(\nu/k^+)^a$ following [17], where $k^+ = n \cdot k$, ν is an unphysical scale. The results for the non-vanishing integrals are then

$$I_{13} = \left(L_\perp + \frac{1}{\epsilon} \right) \left(-\frac{2}{\alpha} + \ln \frac{\mu^2}{\nu^2} + 2 \ln \frac{-t_1}{m_t M} \right) \\ + \frac{1}{\epsilon^2} - \frac{L_\perp^2}{2} - \frac{\pi^2}{12}, \\ I_{23} = \left(L_\perp + \frac{1}{\epsilon} \right) \left(\frac{2}{\alpha} - \ln \frac{\mu^2}{\nu^2} + 2 \ln \frac{-u_1}{m_t M} \right) \\ - \frac{1}{\epsilon^2} + \frac{L_\perp^2}{2} + \frac{\pi^2}{12}, \\ I_{34} = -\frac{(1 + \beta_t^2) \ln x_s}{\beta_t} \left(L_\perp + \frac{1}{\epsilon} \right), \quad I_{33} = 2L_\perp + \frac{2}{\epsilon}, \quad (8)$$

where $x_s = (1 - \beta_t)/(1 + \beta_t)$. The remaining non-zero integrals can be obtained by $I_{14} = I_{13}(t_1 \rightarrow u_1)$, $I_{24} = I_{23}(u_1 \rightarrow t_1)$, $I_{44} = I_{33}$. Together with the relations among $\mathbf{w}_{i\bar{i}}^{jk}$ matrices, we find

$$\mathbf{S}_{i\bar{i}}^{(1), \text{bare}} = 2\mathbf{w}_{i\bar{i}}^{34} I_{34} + 8\mathbf{w}_{i\bar{i}}^{13} \left(L_\perp + \frac{1}{\epsilon} \right) \ln \frac{-t_1}{m_t M} \\ + 2\mathbf{w}_{i\bar{i}}^{33} I_{33} + 8\mathbf{w}_{i\bar{i}}^{23} \left(L_\perp + \frac{1}{\epsilon} \right) \ln \frac{-u_1}{m_t M}. \quad (9)$$

It is worth noting that although the individual integrals contain poles in α , these divergences cancel in the final soft function, along with the dependence on the unphysical scale ν . The remaining divergences in ϵ are renormalized in the $\overline{\text{MS}}$ scheme.

Given the renormalization group equations (RGEs) satisfied by the hard functions and the transverse PDFs, it is straightforward to derive the ones for the soft functions. We find

$$\frac{d}{d \ln \mu} \mathbf{S}_{i\bar{i}}(\mu) = -\gamma_{i\bar{i}}^{s\dagger}(\alpha_s) \mathbf{S}_{i\bar{i}}(\mu) - \mathbf{S}_{i\bar{i}}(\mu) \gamma_{i\bar{i}}^s(\alpha_s), \quad (10)$$

with $\gamma_{i\bar{i}}^s = \gamma_{i\bar{i}}^h - 2\gamma^i \mathbf{1}$, where $\gamma_{i\bar{i}}^h$ enter the RGEs of the hard functions and can be found in [1]. Interestingly, the RGEs not only determines the L_\perp dependence of the soft functions, but completely fixed them at NLO due to the fact that the scale independent terms at this order vanish. It would be interesting to see whether this fact holds at higher orders in α_s .

Given the resummed formula (2), it is important to check whether its fixed-order expansion agrees with the exact results in the small q_T region. To this end we expand Eq. (2) to $\mathcal{O}(\alpha_s)$ and plug it into Eq. (1). The results can be written as

$$\begin{aligned} \frac{d^4 \sigma}{dq_T^2 dy dM d \cos \theta} &= \frac{\beta_t \alpha_s^3}{4s M q_T^2} \sum_i \frac{1}{d_i} \\ &\times \left\{ f_{i/N_1}(\xi_1) f_{\bar{i}/N_2}(\xi_2) \text{Tr} \left[\mathbf{H}_{i\bar{i}}^{(0)} \left(\mathbf{A}_{i\bar{i}} \ln \frac{M^2}{q_T^2} + \mathbf{B}_{i\bar{i}} \right) \right] \right. \\ &+ \text{Tr} \left[\mathbf{H}_{i\bar{i}}^{(0)} \mathbf{S}_{i\bar{i}}^{(0)} \right] \left[\sum_a \left[P_{ia}^{(1)} \otimes f_{a/N_1} \right](\xi_1) f_{\bar{i}/N_2}(\xi_2) \right. \\ &\left. \left. + \sum_b f_{i/N_1}(\xi_1) \left[P_{ib}^{(1)} \otimes f_{b/N_2} \right](\xi_2) \right] \right\}. \quad (11) \end{aligned}$$

where

$$\begin{aligned} \mathbf{A}_{i\bar{i}} &= \Gamma_0^i \mathbf{S}_{i\bar{i}}^{(0)}, \\ \mathbf{B}_{i\bar{i}} &= 2\gamma_0^i \mathbf{S}_{i\bar{i}}^{(0)} - 4\mathbf{w}_{i\bar{i}}^{33} + \frac{2(1 + \beta_t^2) \ln x_s}{\beta_t} \mathbf{w}_{i\bar{i}}^{34} \\ &- 8 \ln \frac{-t_1}{m_t M} \mathbf{w}_{i\bar{i}}^{13} - 8 \ln \frac{-u_1}{m_t M} \mathbf{w}_{i\bar{i}}^{23}, \quad (12) \end{aligned}$$

where the terms involving the \mathbf{w} matrices originate from the soft function.

Eq. (11) captures the leading singular terms at order α_s in the limit $q_T \rightarrow 0$, which can be compared to the exact result in the small q_T region. We show in Fig. 1 the result from Eq. (11) and the exact result calculated using MCFM [18]. To illustrate the effect of the new soft functions, we also show in the plot the result without the contributions from the soft functions. As can be seen there, only when including the soft function contributions, the leading singular terms can reproduce the exact result, demonstrating the validity of our formalism. It is

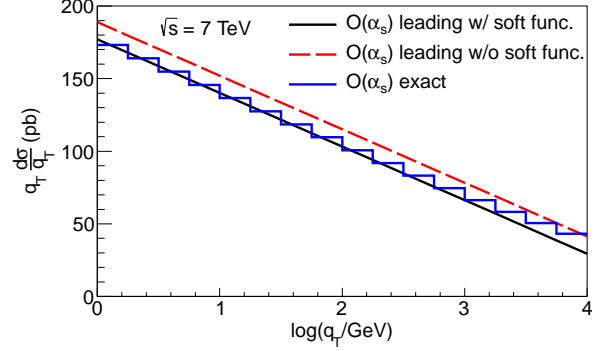


FIG. 1. Comparison of the leading singular and the exact $\mathcal{O}(\alpha_s)$ distributions in the small q_T region. Leading singular terms with (dashed-dotted line) and without (dashed line) the soft function contributions are presented.

worth pointing out that our Eq. (12) is in contradiction with corresponding formulas in [10].

To resum the large logarithms, we choose the default hard scale as $\mu_h = m_t$, and evolve the hard function to a low scale μ , where the transverse PDFs and the soft functions are evaluated. We follow the choice of μ proposed in [13], $\mu_i = q_i^* + q_T$ for $i = q, g$, where q_i^* is determined by $q_i^* = M \exp(-2\pi/(\Gamma_0^i \alpha_s(q_i^*)))$. We also adopt the modified power counting such that $\alpha_s L_\perp^2$ is counted as $\mathcal{O}(1)$. Note that since $M \geq 2m_t \approx 345$ GeV, $q_q^* \gtrsim 3.28$ GeV which is considerably larger than that for Z -boson production, where $q^* \approx 1.88$ GeV. We therefore expect much weaker dependence on non-perturbative effects in $t\bar{t}$ production, down to $q_T = 0$.

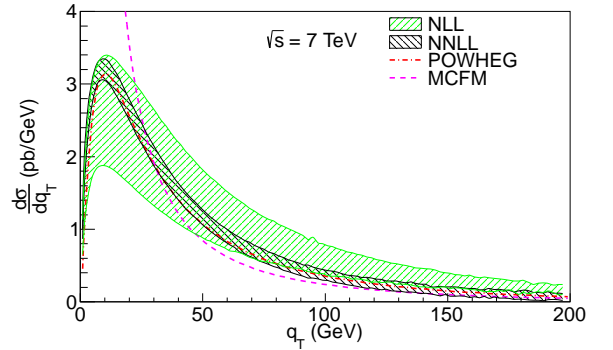


FIG. 2. Resummed predictions for the q_T distribution at NLL (green band) and NNLL (black band). Also shown are the predictions of POWHEG and MCFM.

Fig. 2 shows the resummed q_T distributions at the NLL and NNLL accuracy for $t\bar{t}$ production at the LHC with $\sqrt{s} = 7$ TeV. Here and below we set $m_t = 172.5$ GeV and use MSTW2008NNLO PDFs [19]. Uncertainties of the theoretical predictions are estimated by varying independently the common scale μ and the hard scale μ_h by a factor of two around their central values. It's clear from Fig. 2 that the NNLL prediction exhibits significantly smaller scale uncertainties, compared with the NLL one.

As shown in Fig. 2, the fixed-order prediction from MCFM is not reliable when q_T is small, while the NLO+PS prediction of POWHEG [20] is in good agreement with our NNLL resummed distribution. It should be noted that the POWHEG prediction exhibits a much larger scale dependence than the NNLL result, which is not shown in the plot.

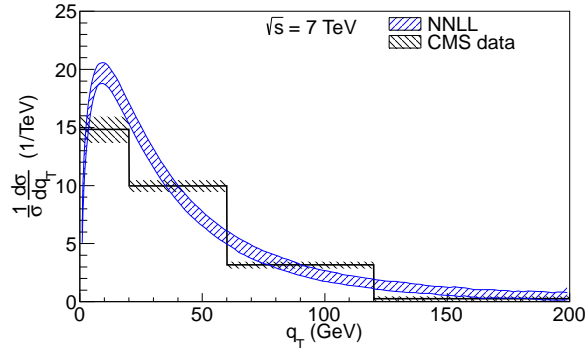


FIG. 3. Comparison of NNLL resummed prediction (blue band) for the normalized q_T distribution with the experimental data from the CMS collaboration.

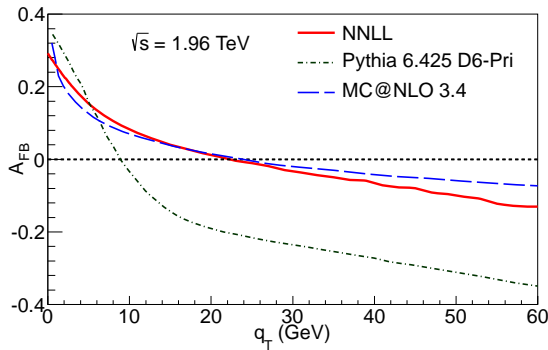


FIG. 4. The top quark charge asymmetry as a function of q_T . The *Pythia* and *MC@NLO* curves are extracted from [4].

In Fig. 3 we show our NNLL resummed prediction for the normalized q_T distribution, together with the experimental data from the CMS collaboration [2], using an integrated luminosity of 1.14 fb^{-1} at the LHC with $\sqrt{s} = 7 \text{ TeV}$. In this plot a non-perturbative factor is included for the $q\bar{q}$ -channel but not for the gg -channel, where the non-perturbative effects are believed to be negligible. The experimental data shows good agreement with our resummed prediction.

We finally turn to the q_T -dependent top quark charge asymmetry A_{FB} . This quantity is of substantial interest because it will provide new hints for the puzzle of large deviation in A_{FB} observed at the Tevatron. In QCD, the asymmetry starts at NLO, however, it was found that an LO parton shower program like *Pythia* can exhibit non-zero A_{FB} . As was explained in [21], this is due to the fact that in the hard process $q\bar{q} \rightarrow t\bar{t}$, color coherence of parton shower pushes the top-quark pair to higher transverse

momentum when the top goes backwards. In our resummation formalism, this color coherence is accounted for by the soft function $S_{q\bar{q}}$, whose dependence on t_1 and u_1 is asymmetric. In Fig. 4, we present our resummed prediction for this observable, together with predictions from *MC@NLO* and *Pythia* extracted from [4]. Interestingly, our NNLL resummed prediction shows very good agreement with the NLO+PS program *MC@NLO*. In particular, they predict the same cross-over at $q_T \sim 25 \text{ GeV}$.

In conclusion, for the first time, we have presented a resummation framework for the transverse-momentum spectrum of top-quark pairs at hadron collider, valid up to arbitrary logarithmic accuracy. Compared with Drell-Yan and Higgs production, a new ingredient in our formalism is the introduction of the transverse soft function matrices, which describe the soft gluon effects associated with final-state radiations. We have explicitly shown that when expanded to $\mathcal{O}(\alpha_s)$, our resummation formula reproduces precisely the fixed-order prediction from MCFM at small q_T . We have carried out the resummation at NNLL accuracy. Our results agree quite well with those from parton shower programs and with the CMS measurement, while exhibiting a small scale dependence. We have also examined the q_T -dependent top quark charge asymmetry, which could help clarifying the large deviation from the SM observed at the Tevatron. Our formalism can also be applied to the $b\bar{b}$, $c\bar{c}$ production, as well as the production of colored supersymmetric partners. With the NNLO soft function which may be calculated in the future, our work provides a new subtraction method for computing the $t\bar{t}$ differential cross sections at NNLO, following the q_T subtraction method of [22]. Finally, it is interesting to incorporate the decays of the top quark into our framework in a way similar to [23], which we leave for future works.

This work was supported in part by the National Natural Science Foundation of China under Grants No. 11021092, No. 10975004 and No. 11135003, and by the Schweizer Nationalfonds under grant 200020-141360/1.

* huaxingzhu@gmail.com

† csli@pku.edu.cn

‡ llyang@physik.uzh.ch

- [1] V. Ahrens, A. Ferroglia, M. Neubert, B. D. Pecjak and L. L. Yang, *JHEP* **1009**, 097 (2010).
- [2] The CMS Collaboration, CMS PAS TOP-11-013.
- [3] G. Aad *et al.* [ATLAS Collaboration], arXiv:1207.5644.
- [4] V. M. Abazov *et al.* [D0 Collaboration], *Phys. Rev. D* **84**, 112005 (2011).
- [5] J. H. Kuhn and G. Rodrigo, *JHEP* **1201**, 063 (2012); E. Alvarez, *Phys. Rev. D* **85**, 094026 (2012).
- [6] T. Aaltonen *et al.* [CDF Collaboration], *Phys. Rev. D* **83**, 112003 (2011).
- [7] J. F. Kamenik, J. Shu and J. Zupan, arXiv:1107.5257.
- [8] E. Alvarez, *Phys. Rev. D* **86**, 037501 (2012).

- [9] J. C. Collins, D. E. Soper and G. F. Sterman, Nucl. Phys. B **250**, 199 (1985).
- [10] E. L. Berger and R. -b. Meng, Phys. Rev. D **49**, 3248 (1994); S. Mrenna and C. P. Yuan, Phys. Rev. D **55**, 120 (1997).
- [11] C. W. Bauer, S. Fleming, D. Pirjol and I. W. Stewart, Phys. Rev. D **63**, 114020 (2001); C. W. Bauer, D. Pirjol and I. W. Stewart, Phys. Rev. D **65**, 054022 (2002); M. Beneke, A. P. Chapovsky, M. Diehl and T. Feldmann, Nucl. Phys. B **643**, 431 (2002).
- [12] T. Becher and M. Neubert, Eur. Phys. J. C **71**, 1665 (2011).
- [13] T. Becher, M. Neubert and D. Wilhelm, JHEP **1202**, 124 (2012).
- [14] T. Becher and M. Neubert, JHEP **1207**, 108 (2012).
- [15] S. Catani and M. Grazzini, Nucl. Phys. B **845**, 297 (2011).
- [16] S. Catani and M. H. Seymour, Nucl. Phys. B **485**, 291 (1997) [Erratum-ibid. B **510**, 503 (1998)].
- [17] T. Becher and G. Bell, Phys. Lett. B **713**, 41 (2012).
- [18] J. M. Campbell and R. K. Ellis, Phys. Rev. D **62**, 114012 (2000).
- [19] A. D. Martin, W. J. Stirling, R. S. Thorne and G. Watt, Eur. Phys. J. C **64**, 653 (2009).
- [20] S. Frixione, P. Nason and G. Ridolfi, JHEP **0709**, 126 (2007).
- [21] P. Z. Skands, B. R. Webber and J. Winter, JHEP **1207**, 151 (2012).
- [22] S. Catani and M. Grazzini, Phys. Rev. Lett. **98**, 222002 (2007).
- [23] K. Melnikov, A. Scharf and M. Schulze, Phys. Rev. D **85**, 054002 (2012).