

Hunting for dark halo substructure using submilliarcsecond-scale observations of macrolensed radio jets

Erik Zackrisson^{1*}, Saghar Asadi¹, Kaj Wiik³, Jakob Jönsson², Pat Scott⁴, Kanan K. Datta¹, Martina M. Friedrich¹, Hannes Jensen¹, Joel Johansson², Claes-Erik Rydberg¹, Andreas Sandberg¹

¹*Department of Astronomy, Stockholm University, Oscar Klein Center, AlbaNova, Stockholm SE-106 91, Sweden*

²*Department of Physics, Stockholm University, Oscar Klein Center, AlbaNova, Stockholm SE-106 91, Sweden*

³*Tuorla Observatory, Department of Physics and Astronomy, University of Turku, Väisäläntie 20, FI-215 00 Piikkiö, Finland*

⁴*Department of Physics, McGill University, 3600 Rue University, Montréal, QC H3A 2T8, Canada*

Accepted ... Received ...; in original form ...

ABSTRACT

Dark halo substructure may reveal itself through secondary, small-scale gravitational lensing effects on light sources that are macrolensed by a foreground galaxy. Here, we explore the prospects of using Very Long Baseline Interferometry (VLBI) observations of multiply-imaged quasar jets to search for submilliarcsecond-scale image distortions produced by various forms of dark substructures in the 10^3 – $10^8 M_\odot$ mass range. We present lensing simulations relevant for the angular resolutions attainable with the existing European VLBI Network (EVN), the global VLBI array, and an upcoming observing mode in which the Atacama Large Millimeter Array (ALMA) is connected to the global VLBI array. While observations of this type would not be sensitive to standard cold dark matter subhalos, they can be used to detect more compact forms of halo substructure predicted in alternative structure formation scenarios. By mapping ≈ 5 strongly lensed systems, it should be possible to detect or robustly rule out primordial black holes in the 10^3 – $10^6 M_\odot$ mass range if they constitute $\gtrsim 1\%$ of the dark matter in these lenses. Ultracompact minihalos are harder to detect using this technique, but 10^6 – $10^8 M_\odot$ ultracompact minihalos could in principle be detected if they constitute $\gtrsim 10\%$ of the dark matter.

Key words: Gravitational lensing; strong – dark matter – quasars – galaxies: jets

1 INTRODUCTION

A generic prediction of the standard cold dark matter (CDM) scenario is that a substantial fraction of the total mass of galaxy-sized dark matter halos ($\sim 10\%$; Gao et al. 2011; Maciejewski et al. 2011) should be in the form of bound substructures (a.k.a. subhalos or subclumps) left over from the process of hierarchical assembly. The fact that the number of substructures seen in CDM simulations greatly outnumber the satellite galaxies detected in the vicinity of the Milky Way and Andromeda constitutes the so-called “missing satellite problem” (Klypin et al. 1999; Moore et al. 1999). While it has been argued that astrophysical processes that quench star formation in low-mass halos may explain this discrepancy (e.g. Macciò et al. 2010; Font et al. 2011),

this implies that a vast population of extremely faint or completely dark substructures should be awaiting discovery in the halos of galaxies. Provided that CDM is in the form of Weakly Interacting Massive Particles (WIMPs), these subhalos are in principle detectable by the Fermi Gamma-ray Space Telescope because of their annihilation fluxes. However, Fermi has so far failed to detect any unambiguous signal from such objects (e.g. Belikov et al. 2011; Zechlin et al. 2012; Hooper & Linden 2012, but see Bringmann et al. 2012b and Su & Finkbeiner 2012 for a different view).

Gravitational lensing may provide an independent test for the presence of dark halo substructures (for a review, see Zackrisson & Riehm 2010). A foreground galaxy that happens to be aligned with a background light source can produce multiple images of the background object, with a typical image separation of $\sim 1''$ (an effect known as strong lensing or macrolensing). While simple, smooth models of galaxy

* E-mail: ez@astro.su.se

lenses are usually able to reproduce the positions of these macroimages, their observed flux ratios are more difficult to explain. Such flux-ratio violations have been interpreted as evidence of substantial small-scale structure within the main lens (e.g. Mao & Schneider 1998; Chiba 2002; Keeton et al. 2003; Kochanek & Dalal 2004). A notable problem with this picture is that current CDM simulations predict too little substructure to explain many of these flux-ratio violations (e.g. Macciò & Miranda 2006; Xu et al. 2009; Chen et al. 2011 – but see Metcalf & Amara 2010), possibly pointing to a considerable contribution from low-mass halos elsewhere along the line of sight (Xu et al. 2010) or some additional form of substructure (dark or luminous) within the lens.

A slightly different lensing approach exploits the small-scale distortions that halo substructure is expected to introduce in the morphologies of extended macroimages. Substructures of mass $\gtrsim 10^8 M_\odot$ can perturb gravitational arcs and Einstein rings on scales resolvable with the *Hubble Space Telescope* (Vegetti & Koopmans 2009a,b) and detections of $\sim 10^9$ – $10^{10} M_\odot$ objects have already been made this way (Vegetti et al. 2010a,b, 2012). In line with the flux ratio anomaly results, these observations seem to suggest a subhalo mass fraction that is significantly higher than predicted by standard CDM, and possibly also a flatter subhalo mass function slope (Vegetti et al. 2010b, 2012).

By mapping extended macrolensed sources with milliarcsecond or sub-milliarcsecond resolution using Very Long Baseline Interferometry (VLBI) techniques at radio wavelengths, substructures at even lower masses can in principle be detected. Such objects may introduce kinks and bends in multiply-imaged quasar jets (Wambsganss & Paczynski 1992; Metcalf & Madau 2001) and one detection of a $\sim 10^5$ – $10^7 M_\odot$ object has already been claimed using this technique (Metcalf 2002). In this situation, the lensing effects produced by halo substructures can be separated from intrinsic morphological features in jets, since the latter would be reproduced in all macroimages whereas dark matter clumps in the halo of the lens would affect each macroimage differently. Similar methods for exploiting the lensing effects produced by halo substructures on milli- and submilliarcsecond scales have also been explored by Yonehara et al. (2003); Inoue & Chiba (2003, 2005a,b); Hisano et al. (2006); Ohashi et al. (2009) and Riehm et al. (2009). However, effects of this type tend to be sensitive to the density profiles of substructures, and may be undetectable for all but the very densest, most extreme forms of substructure (Zackrisson et al. 2008).

Here, we use lensing simulations to explore the prospects of using macrolensed quasar jets observed at submilliarcsecond resolution, in searches for standard CDM subhalos, ultracompact minihalos and primordial black holes within the main lens. These different forms of substructure are described, along with previous constraints on such objects, in Sect. 2. The details of our simulations and assumptions are covered in Sect. 3. In Sect. 4, we present our results and in Sect. 5 we discuss some lingering issues with the adopted technique. Sect. 6 summarizes our findings.

2 DIFFERENT FORMS OF HALO SUBSTRUCTURE

2.1 Standard CDM subhalos

At $z = 0$, the CDM scenario predicts the existence of dark matter halos with masses ranging from $\sim 10^{15} M_\odot$ down to the cutoff in the density fluctuation spectrum, which is set by the detailed properties of the CDM particles. For many types of WIMPs, this cut-off lies somewhere in the range $\sim 10^{-11}$ – $10^{-3} M_\odot$ (Bringmann 2009). However, alternative models involving superweakly interacting particles (super-WIMPs) and MeV mass dark matter may place the cutoff as high as $\sim 10^3$ – $10^8 M_\odot$ (Hisano et al. 2006; Hooper et al. 2007).

As these low-mass halos merge to form more massive ones, some temporarily survive in the form of subhalos within the larger halos. N-body simulations indicate that the subhalos within a galaxy-sized CDM halo should follow a mass function of the type:

$$\frac{dN}{dM_{\text{sub}}} \propto M_{\text{sub}}^{-\alpha}, \quad (1)$$

with $\alpha \approx 1.9$ (Springel et al. 2008; Gao et al. 2011). The relative contribution from subhalos with mass $M \gtrsim 10^5 M_\odot$ to the dark matter surface mass density at the typical location of macroimages in a galaxy-mass lens is $f_{\text{sub}} \approx 0.002$ (Xu et al. 2010), albeit with a large scatter (Chen et al. 2011).

The density profiles of isolated field halos in CDM simulations can be reasonably well described by Navarro, Frenk & White (Navarro, Frenk, & White 1996; hereafter NFW) profiles:

$$\rho(R) = \frac{\rho_i}{(R/R_s)(1 + R/R_s)^2}, \quad (2)$$

where R_s is the characteristic scale radius of the halo. The slope of the inner density cusp ($\beta = d \ln \rho / d \ln r$) in this profile is $\beta = -1$, and this makes it difficult for NFW halos in the dwarf-galaxy mass range to produce millilensing effects of the type we are considering in this paper. Typically, cusp slopes obeying $\beta \lesssim -1.5$ would be required (Zackrisson et al. 2008). Later work has shown that models with inner cusp slopes that become progressively shallower towards the centre provide even better fits to isolated halos in CDM simulations, eventually reaching inner slopes of $\beta \geq -1$ (e.g. Navarro et al. 2010). In the context of detecting millilensing effects from low-mass halos, this just makes matters worse, since the central density is reduced.

Once a halo falls into the potential well of a larger halo and becomes a subhalo, it is stripped of material – primarily from its outskirts – due to interactions with its host halo and with other subhalos. This alters the density profile of the subhalo compared to an isolated halo of the same mass (e.g. Hayashi et al. 2003; Kazantzidis et al. 2004), but these modifications tend to diminish rather than enhance the ability of a CDM subhalo to produce detectable millilensing effects (Zackrisson et al. 2008).

To demonstrate that standard CDM subhalos do not provide a significant “background” of millilensing events in the observational situation that we consider, we have therefore adopted NFW profiles for these objects, since this results in an overoptimistic estimate on the millilensing effects

that standard CDM subhalos are likely to produce. Even then, the chances of detecting millilensing effects from these objects turn out to be negligible in the observational situations we are considering.

To derive the R_S values of our NFW subhalo profiles, we adopt the mass-dependent concentration parameters $c = R_{\text{vir}}/R_S$ from either Bullock et al. (2001) or Macciò et al. (2008), where R_{vir} is the virial radius of the halo. Since both of these recipes predict higher concentration parameters for low-mass halos, and since more centrally concentrated profiles (i.e. profiles with higher c) are more efficient in producing millilensing effects, we calculate the subhalo concentration parameters based on their current masses rather than the masses they had prior to becoming subhalos. Since nearly all subhalos have lost considerable amounts of material (e.g. Vale & Ostriker 2006), this also results in overly optimistic millilensing properties.

2.2 Intermediate-mass black holes

Intermediate-mass black holes (IMBHs; here assumed to have masses $\sim 10^3$ – $10^6 M_\odot$) may either form primordially (typically when the Universe is $\ll 1$ s old), or due to the collapse of baryonic objects later on. The primordial variety could in principle comprise a substantial fraction of the dark matter, although a host of observational constraints makes this seem unlikely (for a recent compilation, see Carr et al. 2010).

The strongest upper limits on the cosmological density of primordial black holes in the 10^3 – $10^5 M_\odot$ mass range come from the effect that accretion onto these objects would have on the cosmic microwave background radiation (Ricotti, Ostriker & Mack 2008). Primordial black holes with masses $\sim 10^3$ – $10^4 M_\odot$ are also strongly constrained by the effects of gravity waves on pulsar timing measurements (Saito & Yokoyama 2010; Carr et al. 2010), and at $M \gtrsim 10^4 M_\odot$ by dynamical constraints (Carr & Sakellariadou 1999). Using a technique first proposed by Kassiola et al. (1991), Wilkinson et al. (2001) moreover used the absence of millilensing effects in non-macrolensed radio sources to place upper limits on IMBHs at $M \gtrsim 10^5 M_\odot$. It has, however, been argued that some of these constraints may be sidestepped under certain circumstances, and that both the size evolution of early-type galaxies (Totani et al. 2010) and entropy considerations (Frampton et al. 2010) favour scenarios in which essentially all of the dark matter is in the form of $\sim 10^5 M_\odot$ primordial black holes.

Intermediate-mass black holes that were not produced primordially may instead either form as the end products of very massive population III stars (e.g. Maciejewski et al. 2001), through the direct collapse of gas in small halos at high redshift (e.g. Begelman et al. 2006) or the collapse of dense star clusters (e.g. Devecchi & Volonteri 2009; Davies et al. 2011). Such IMBHs may now be hiding in globular clusters (e.g. Vesperini et al. 2010), in satellite galaxies (van Wassenhove et al. 2010), or be freely floating in the halos of galaxies (e.g. Micic et al. 2011). There is indeed some evidence for IMBHs in globular clusters (e.g. Noyola et al. 2010), and IMBHs may also explain some of the ultraluminous X-ray sources detected in other galaxies (e.g. Feng & Soria 2011; Webb et al. 2012). However, since only a small fraction of the cosmic baryons can be

locked up in these non-primordial IMBHs, their relative contributions to the halo masses of galaxies are typically expected to be small ($f_{\text{IMBH}} \lesssim 10^{-3}$; e.g. Islam et al. 2004; Kawaguchi et al. 2008).

When simulating the potential millilensing effects of IMBHs, we treat the surface mass density fraction f_{IMBH} in IMBHs at the position of the macroimages as a free parameter, and for simplicity assume all IMBHs to have the same mass. In the case where the number density profile of IMBHs has the same shape as the density profile of the dark halo, f_{IMBH} also corresponds to the halo mass fraction in IMBHs.

In principle, primordial black holes may over time accrete substantial amounts of dark matter and develop dark matter halos of their own (Mack et al. 2007), similar to the ultracompact minihalos discussed in Sect. 2.3. IMBHs forming through the collapse of pop III stars in minihalos may also be surrounded by their own, highly contracted dark matter halos (Sandick et al. 2011). Such compound objects are expected to have lensing properties intermediate between IMBHs and ultracompact minihalos, but are not treated in detail in our simulations.

2.3 Ultracompact minihalos

Primordial density perturbations with $\Delta\rho/\rho \equiv \delta \lesssim 0.3$ are too small to form primordial black holes as they enter the horizon. Those with $\delta \gtrsim 10^{-3}$ may nonetheless still be large enough to seed the formation of ultracompact minihalos (UCMHs). Such perturbations might be produced during phase transitions, around topological defects, or in the primordial spectrum of perturbations from inflation. The dark matter contained in these perturbations would collapse into UCMHs shortly after matter-radiation equality, via radial infall from a universally cold, smooth cosmological background. This radial collapse would leave UCMHs with much steeper central density profiles than standard CDM halos (Ricotti & Gould 2009).

If dark matter exists in the form of self-annihilating WIMPs, UCMHs would be gamma-ray emitters, and strong limits on their cosmological density have already been derived from the effect that this would have on Fermi-LAT source identifications, the diffuse gamma-ray background and cosmic reionization (Scott & Sivertsson 2009; Josan & Green 2010; Yang et al. 2011a,b; Zhang 2011; Bringmann et al. 2012a). If dark matter does not annihilate, UCMHs in the $\sim 10^{-2}$ – $10^2 M_\odot$ range may still be detectable in the future by their astrometric lensing effects on Milky Way stars (Li et al. 2012).

Here, we explore to what extent submilliarcsecond observations of macrolensed jets would be able to constrain the properties of UCMHs. Because dark matter self-annihilation would reduce the central density of UCMHs (e.g. Scott & Sivertsson 2009), UCMHs made out of self-annihilating WIMPs would not be efficient millilenses. We therefore focus on UCMHs made out of non-annihilating dark matter (e.g. asymmetric dark matter, axions, sterile neutrinos).

Radial infall leads to a density profile $\rho \propto r^{-2.25}$, slightly steeper than the $\rho \propto r^{-2}$ profile of a singular isothermal sphere (often used to model lensing by the inner regions of large galaxies). The dark matter profile in a UCMH (see

Ricotti & Gould 2009; Bringmann et al. 2012a, for a detailed discussion) is given by

$$\rho(r, z) = \frac{3f_{\text{CDM}}M_{\text{UCMH}}(z)}{16\pi R_{\text{UCMH}}(z)^{\frac{3}{4}}r^{\frac{9}{4}}}, \quad (3)$$

where f_{CDM} is the cosmological fraction of matter in CDM, $M_{\text{UCMH}}(z)$ indicates the UCMH mass at redshift z , and

$$\frac{R_{\text{UCMH}}(z)}{\text{pc}} = 0.019 \left(\frac{1000}{z+1} \right) \left(\frac{M_{\text{UCMH}}(z)}{M_{\odot}} \right)^{\frac{1}{3}}, \quad (4)$$

is the UCMH radius, defined as the distance within which the density is at least twice that of the cosmological background. Following matter-radiation equality at z_{eq} , a UCMH born from an initial dark matter overdensity of mass M_i accretes both dark and baryonic matter as

$$M_{\text{UCMH}}(z) = \frac{z_{\text{eq}} + 1}{z + 1} M_i. \quad (5)$$

This accretion presumably cuts out when the cosmological background is no longer smooth, i.e. when the first substantial structure formation occurs and the smallest star-forming minihalos appear. In this case, present-day UCMH masses and radii can be obtained by setting $z \sim 10$ in Eqs. (3) and (4), so that

$$M_{\text{UCMH}}^0 \equiv M_{\text{UCMH}}(z \lesssim 10) = M_{\text{UCMH}}(z = 10), \quad (6)$$

$$R_{\text{UCMH}}^0 \equiv R_{\text{UCMH}}(z \lesssim 10) = R_{\text{UCMH}}(z = 10). \quad (7)$$

However, the finite temperature of the smooth cosmological background from which UCMHs accrete softens the density profile in the innermost region, due to conservation of angular momentum. This can be conservatively modelled as a cutoff at some inner radius r_{min} , inside which one assumes the density to be constant. Following previous work (Bringmann et al. 2012a), we adopt this strategy here, taking a flat density profile within

$$\frac{r_{\text{min}}}{R_{\text{UCMH}}^0} \approx 2.9 \times 10^{-7} \left(\frac{1000}{z_c + 1} \right)^{2.43} \left(\frac{M_{\text{UCMH}}^0}{M_{\odot}} \right)^{-0.06}. \quad (8)$$

Here z_c refers to the redshift of UCMH collapse (the point at which the growth of the matter overdensity becomes non-linear); we adopt $z_c = 1000$, also in line with earlier work (Ricotti & Gould 2009; Bringmann et al. 2012a).

3 LENSING SIMULATIONS

To simulate the effects of dark halo substructure on the morphologies of macrolensed jets, we use a numerical scheme similar to that developed by Metcalf & Madau (2001). An extended source is assumed to be multiply-imaged by a foreground galaxy, and the lens equation is used to determine the lens plane positions of the corresponding macroimages. A small region around each such macroimage is then populated with randomly distributed dark halo substructures and simulated in greater detail. The deflection angles (with contributions both from substructures and the macrolens) are computed for every pixel within this region and converted into a numerical surface brightness map of the macroimage. These maps are initially generated with a very fine pixel scale, but are then convolved with a Gaussian filter to match the finite resolution of the VLBI arrays we consider. Both

the resolution and the intrinsic source dimensions are determined by the frequency at which we assume the jets to be observed, as described in Sect. 3.1 and 3.2.

The macrolens is modelled as a singular isothermal sphere (as appropriate for early-type galaxies acting as strong lenses; e.g. Rusin, Kochanek & Keeton 2003) at $z_l = 0.5$, with line-of-sight velocity dispersion $\sigma_v = 240 \text{ km s}^{-1}$, giving a mass of $\sim 10^{13} M_{\odot}$ within the virial radius, and two macroimages with separation $\approx 2''$. We furthermore adjust the alignment of the source and main lens to ensure a macrolens magnification that is not unrealistically high. The simulations presented in this paper are all based on a lens-source configuration that in the absence of substructure would give magnifications $\mu_1 \approx 10$ and $\mu_2 \approx 8$ for the two macroimages. All simulations are based on a Λ CDM cosmology with $H_0 = 70 \text{ km s}^{-1} \text{ Mpc}^{-1}$, $\Omega_M = 0.27$, $\Omega_{\Lambda} = 0.73$.

When distributing halo substructures within the simulated region, we for simplicity assume that the surface mass density across the macroimage is completely dominated by dark matter. While this assumption may be violated in multiply-imaged systems where one of the macroimages happens to lie very close to the lensing galaxy, this nonetheless seems to be a fair approximation in the majority of cases (e.g. Begelman et al. 2011; Pooley et al. 2012). In the case of intermediate mass black holes and ultracompact minihalos, we moreover assume that their number densities trace that of the dark matter. The surface number density of such substructures then simply depends on their relative contribution to dark matter $\Omega_{\text{sub}}/\Omega_{\text{CDM}}$ and their mass distribution. These dark matter fractions in intermediate-mass black holes and ultracompact minihalos are referred to as f_{IMBH} and f_{UCMH} respectively. Since detailed predictions for the mass distribution of IMBHs and UCMHs are highly model-dependent, we assume all such objects to have the same mass, which we then vary to explore what parts of the $(f_{\text{IMBH}}, M_{\text{IMBH}})$ or $(f_{\text{UCMH}}, M_{\text{UCMH}})$ parameter space that a given set of observations would be able to probe.

In the case of standard CDM subhalos, we adopt the mass distributions inferred from either simulations or observations. As discussed in Sect. 2.1, current simulations suggest $f_{\text{NFW}} = 0.002$ at the typical positions of macroimages in galaxy-sized dark halos, and the subhalo mass function given by Eq. (1). However, since the recent lensing detections of subhalos by Vegetti et al. (2010b, 2012) hint at a flatter mass function and a mass fraction that is an order of magnitude higher, we also explore the consequences of setting $f_{\text{NFW}} = 0.03$ and changing the mass function slope of Eq. (1) to $\alpha = 1.1$.

3.1 VLBI observations

A number of macrolensed radio jets are already known and have been observed using VLBI techniques (e.g. Garrett et al. 1994; King et al. 1997; Ros et al. 2000; Rusin et al. 2002; Biggs et al. 2004; York et al. 2005), although typically not with arrays capable of resolving sub-milliarcsecond scales. Designing a survey aimed to search for small-scale distortions in targets like these does, however, also involve other considerations than just the resolution. The frequency at which one chooses to observe these jets limits the resolution at which the jets can be mapped using suitable VLBI arrays, but also affects the intrinsic source

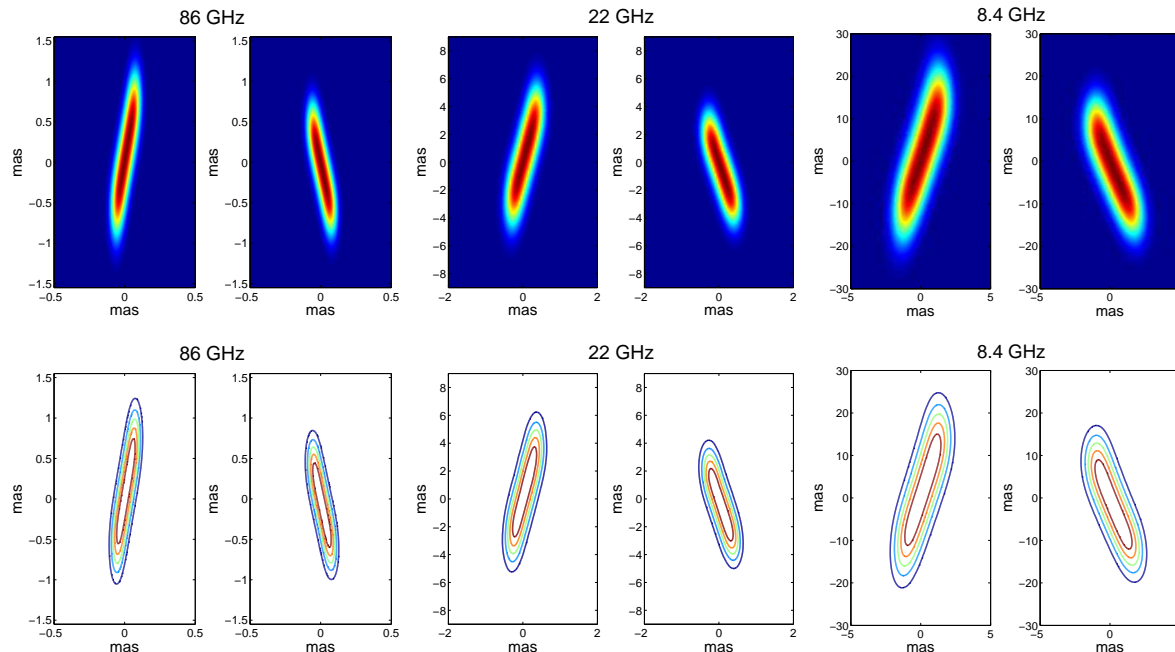


Figure 1. Simulated radio maps of strongly lensed quasar jets at 86 GHz, 22 GHz and 8.4 GHz, respectively from left to right (source sizes 2×0.5 pc, 10×2.5 pc and 40×10 pc), subject to macrolensing by the main lens. The two subplots of each image show the two macroimages of the source. The bottom row contains the contour representations of the macroimages in the upper row, with the outermost contours corresponding to $\approx 10\%$ of the peak flux in these images. Please note the different scales of the images at the three frequencies.

size (e.g. Tornaiainen et al. 2008). To identify the observational strategy that maximizes the scientific output in terms of detection prospects for dark halo substructure, we here consider observations at three different frequencies, each using a different VLBI array:

- Observations at 8.4 GHz using the global array, including the European VLBI Network (EVN¹) and the Very Long Baseline Array (VLBA²), giving a resolution of ≈ 0.7 milliarcseconds
- Observations at 22 GHz using the EVN, giving a resolution of ≈ 0.25 milliarcseconds
- Observations at 86 GHz using the full Atacama Large Millimeter (ALMA³) array (66 antennas) connected to the global 3 mm array⁴, giving a resolution of ≈ 0.05 milliarcsec. This observing mode is not available at the current time, but is likely to come on line in a few years.

These arrays also have different sensitivities, which constrains the numbers of potential targets and also the apparent lengths of the jets. However, since we are simulating the effects of generic sources rather than individual targets, this is not addressed in our current simulations.

3.2 Source size and morphology

We assume the source to be an intrinsically straight jet with a 2-dimensional Gaussian surface brightness profile and length 40, 10 and 2 pc at 8.4, 22 and 86 GHz, respectively, and a width that is a quarter of the length. These sizes are in a reasonable agreement with source size estimates presented in Tornaiainen et al. (2008) and the jet lengths calculated from the MOJAVE sample (Lister et al. 2009)⁵.

The source morphology and length-to-width ratio are mainly adopted for illustrative purposes. The limits presented in Sect. 4 are fairly insensitive to these assumptions, and depend mainly on the intrinsic jet area. At fixed angular resolution, a larger jet results in a stronger constraint whereas a smaller jet makes the constraints weaker. The results of Sect. 4 can therefore be rescaled to accommodate other jet sizes. In broad terms, our assumptions on the source sizes are similar to those used by Inoue & Chiba (2003).

4 RESULTS

In Fig. 1, we present our simulated images of strongly lensed quasar jets at 86, 22 and 8.4 GHz. Each image pair in the figure corresponds to the two macroimages of a single radio jet as produced by the main lens in the absence of any millilensing effects. While initially generated using a much smaller pixel scale, these images have been degraded using a Gaussian filter to match the resolution relevant for observations

¹ <http://www.evlbi.org/>

² <http://www.vlba.nrao.edu/>

³ <http://www.almaobservatory.org/>

⁴ <http://www.mpifr-bonn.mpg.de/div/vlbi/globalmm/>

⁵ <http://www.physics.purdue.edu/MOJAVE/>

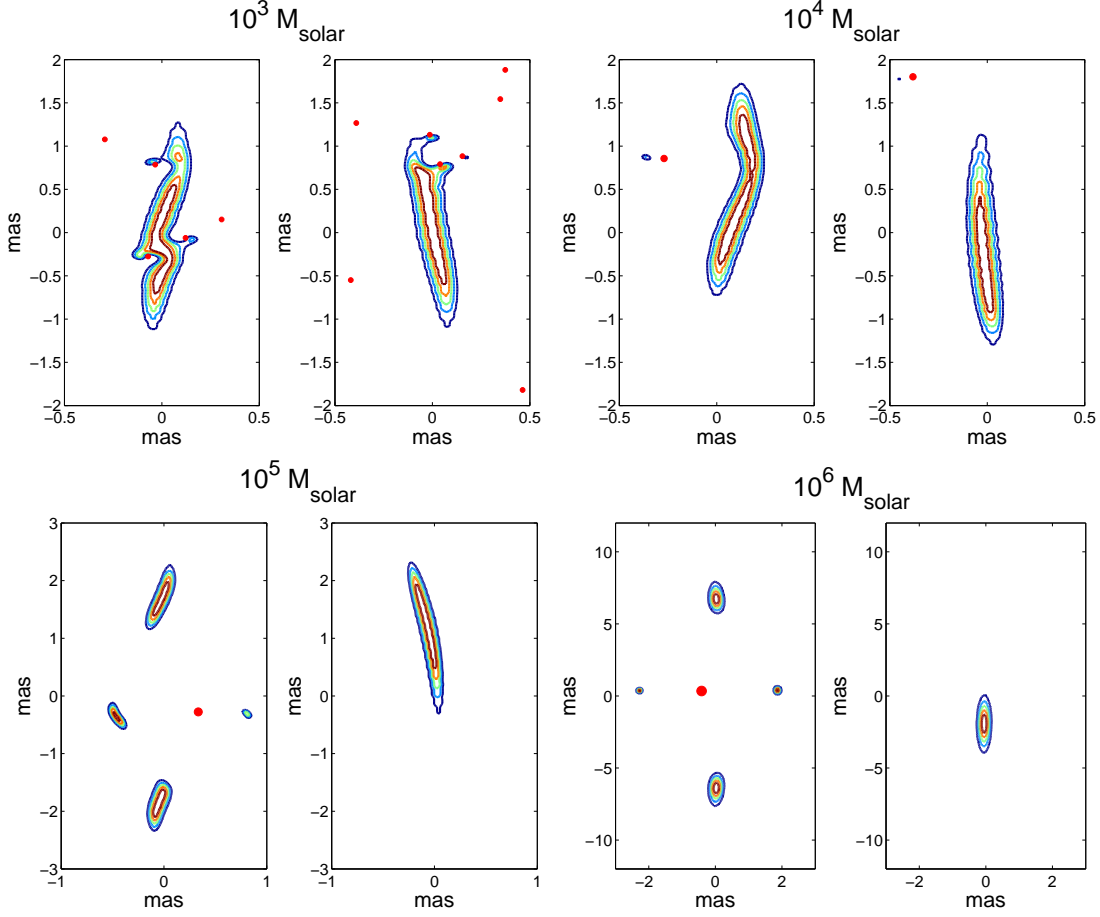


Figure 2. Examples of simulated radio maps of a macrolensed quasar jet at 86 GHz (source size 2×0.5 pc and resolution 0.05 milliarcseconds), subject to millilensing distortions by IMBHs with $f_{\text{IMBH}} = 0.02$ in the halo of the main lens. Each image pair represents the two macroimages from Fig. 1, distorted by millilensing effects from IMBHs with either $M_{\text{IMBH}} = 10^3, 10^4, 10^5 M_{\odot}$ or $10^6 M_{\odot}$. The positions of the IMBHs are indicated by red dots. The slight macroimage distortions and displacements seen in right panels for the 10^5 or $10^6 M_{\odot}$ cases are produced by IMBHs just outside the plotted region.

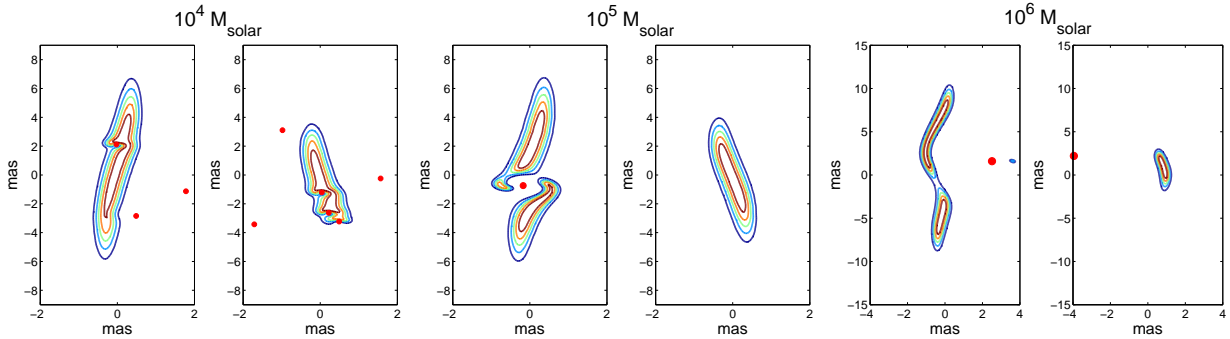


Figure 3. Examples of simulated radio maps of a macrolensed quasar jet at 22 GHz (source size 10×2.5 pc and resolution 0.25 milliarcseconds), subject to millilensing distortions by IMBHs with $f_{\text{IMBH}} = 0.01$ in the halo of the main lens. Each image pair represents the two macroimages from Fig. 1, distorted by millilensing effects from IMBHs with either $M_{\text{IMBH}} = 10^4, 10^5$ or $10^6 M_{\odot}$. The positions of the IMBHs are indicated by red dots.

at these frequencies (0.05, 0.25 and 0.7 milliarcseconds respectively). The bottom row shows the corresponding isoflux contour plots, where the outermost contours correspond to $\approx 10\%$ of the peak flux in these images. All subsequent fig-

ures depict how these contours are distorted by various kinds of halo substructure within the main lens.

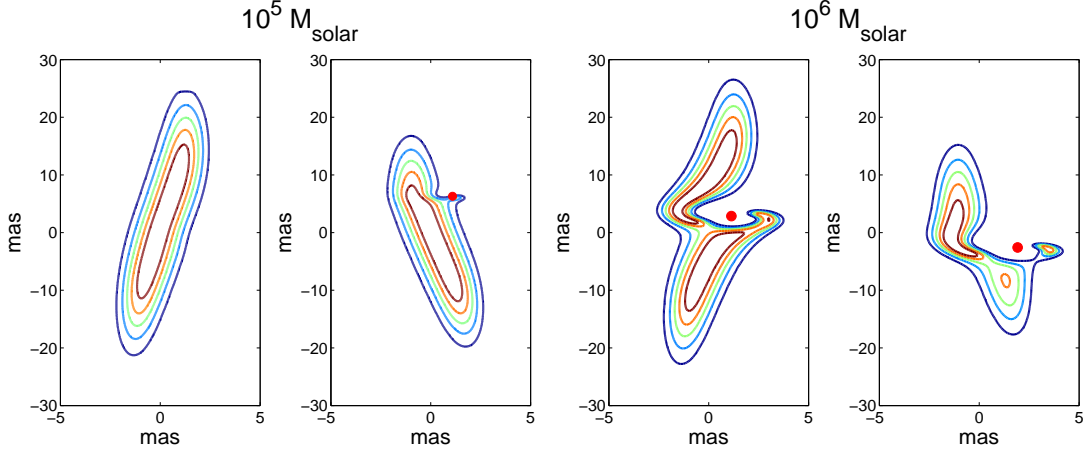


Figure 4. Examples of simulated radio maps of a macrolensed quasar jet at 8.4 GHz (source size 40×10 pc and resolution 0.7 milliarcseconds), subject to millilensing distortions by IMBHs with $f_{\text{IMBH}} = 0.005$ in the halo of the main lens. Each image pair represents the two macroimages from Fig. 1, distorted by millilensing effects from IMBHs with either $M_{\text{IMBH}} = 10^5$ or $10^6 M_{\odot}$. The positions of the IMBHs are indicated by red dots.

4.1 Detecting intermediate-mass black holes

In Fig. 2 we present examples of the simulated macroimages in the case where a fraction $f_{\text{IMBH}} = 0.02$ of the dark halo of the main lens is in the form of intermediate-mass black holes with mass $M_{\text{IMBH}} = 10^3 - 10^6 M_{\odot}$. In this case, 86 GHz observations (ALMA + global array) are assumed, implying the smallest jet size (intrinsic length 2 pc) and the highest resolution (0.05 milliarcseconds) considered in this paper. Since f_{IMBH} is kept fixed, the number of IMBHs per unit area drops by a factor of 10^3 in the lens plane when going from $M_{\text{IMBH}} = 10^3 M_{\odot}$ to $10^6 M_{\odot}$. However, because the more massive IMBHs also have larger Einstein radii, potentially detectable distortions are produced in all the cases plotted. Since the distortions in the two macroimages are uncorrelated, millilensing should also be straightforward to separate from intrinsic jet features (but see Sect. 5 for potential caveats).

The probability of seeing millilensing effects in at least one macroimage of a given two-image system depends on M_{IMBH} , the angular resolution and f_{IMBH} , but is deemed to be $P_{\text{milli}} \gtrsim 50\%$ in all the simulations presented in Fig. 2. When analysing a survey of N such macrolens systems, the probability $P_{\text{detection}}$ of detecting millilensing becomes $P_{\text{detection}} = 1 - (1 - P_{\text{milli}})^N$. By adopting $P_{\text{milli}} \gtrsim 50\%$, one should therefore be able to rule out $f_{\text{IMBH}} = 0.02$ for IMBHs in the mass range $M_{\text{IMBH}} = 10^3 - 10^6 M_{\odot}$ at the $\gtrsim 95\%$ level by surveying $N \approx 5$ systems. By further increasing the size of the survey, even lower f_{IMBH} can in principle be probed. To first order P_{milli} scales with f_{IMBH} , so that $P_{\text{milli}} \gtrsim 5\%$ if $f_{\text{IMBH}} \sim 0.002$. Hence, to reach a detection probability of $P_{\text{detection}} \gtrsim 68\%$ if $f_{\text{IMBH}} = 0.002$, one needs to observe $N \gtrsim 22$ systems.

As demonstrated in Fig. 3, the larger source size assumed for the 22 GHz (EVN) observations (10 pc) allows IMBHs with dark matter fractions as low as $f_{\text{IMBH}} = 0.01$ to be detected with probability $P_{\text{milli}} \gtrsim 50\%$. The lower resolution (0.25 milliarcseconds) provided by the EVN at the same time prohibits the detection of IMBHs with mass $M_{\text{IMBH}} \sim 10^3 M_{\odot}$. By surveying $N \approx 5$ systems, one

should be able to rule out $f_{\text{IMBH}} = 0.01$ for $M_{\text{IMBH}} \sim 10^4 - 10^6 M_{\odot}$ at 95% confidence level. A detection probability of $P_{\text{detection}} \gtrsim 68\%$ can also be reached at $f_{\text{IMBH}} = 0.001$ if one is able to observe $N \gtrsim 22$ systems.

Similarly, the even larger jet (intrinsic length 40 pc) adopted for our simulated 8.4 GHz observations allows for stronger constraints on f_{IMBH} , but the lower resolution (0.7 milliarcseconds) at the same time limits the IMBH mass range for which millilensing effects can be detected. Still the macroimage distortions produced by $10^5 - 10^6 M_{\odot}$ IMBHs would be detectable with this resolution, and such effects would turn up with $P_{\text{milli}} \gtrsim 50\%$ probability even if the IMBH halo mass fraction is as low as $f_{\text{IMBH}} = 0.005$. Fig. 4 includes an example of such millilensing distortions produced by $10^5 M_{\odot}$ and $10^6 M_{\odot}$ IMBHs with $f_{\text{IMBH}} = 0.005$.

Table 1 summarizes the f_{IMBH} limits that observations of a single macrolensed jet (one image pair) at 86, 22 and 8.4 GHz would be able to probe (with $\geq 50\%$ detection probability). As described above, these limits can easily be rescaled to accommodate observations of larger number of multiply-imaged systems. The constraints resulting from a survey of $N \approx 5$ systems would produce constraints that are a factor of a few better than the Wilkinson et al. (2001) millilensing constraints on $10^6 M_{\odot}$ primordial black holes⁶. There are no competitive *lensing* constraints on IMBH at $10^3 - 10^5 M_{\odot}$, but there are still a host of other constraints that may be applicable, in particular those related to accretion onto these objects (see Carr et al. 2010, for a review).

⁶ Formally, the Wilkinson et al. (2001) constraints apply to millilenses located anywhere along the line of sight to the radio sources in their sample (mean redshift $z \approx 1.3$), whereas ours apply only to millilenses within the main lens. The difference may be relevant in scenarios in which the IMBHs do not follow the distribution of dark matter on large scales (e.g. if they are formed through baryonic processes in the vicinity of galaxies.). Moreover, our approach could in principle produce somewhat stronger constraints if we were to consider millilenses along the entire line of sight

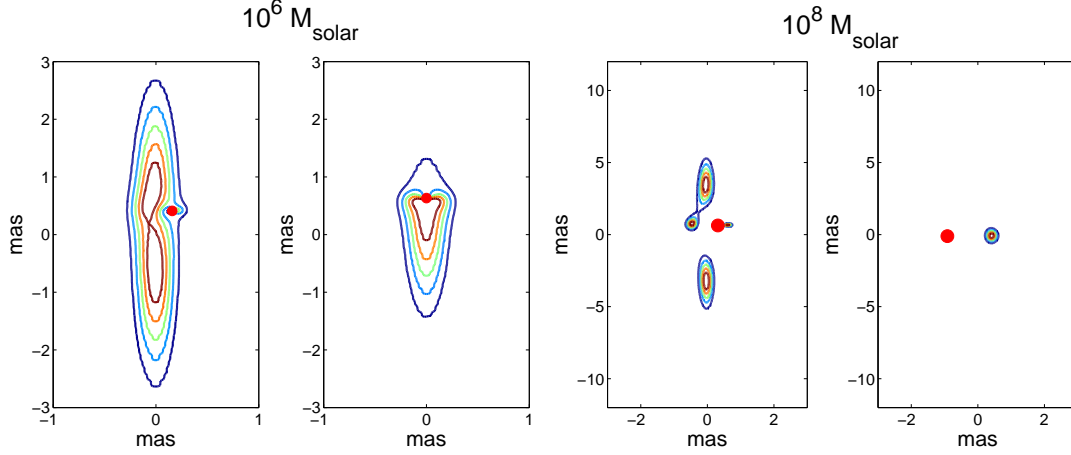


Figure 5. Examples of simulated radio maps of a macrolensed quasar jet at 86 GHz (source size 2×0.5 pc and resolution 0.05 milliarcseconds), by UCMHs with $M_{\text{UCMH}} = 10^6$ and $10^8 M_{\odot}$ in the halo of the main lens. The probabilities of detecting such effects are, however, negligibly small unless the UCMH dark halo fraction is $f_{\text{UCMH}} \sim 0.2$.

Table 1. The lowest halo mass fraction in IMBHs, f_{IMBH} , that would produce detectable millilensing distortions with $P_{\text{milli}} \gtrsim 50\%$ probability in a single macroimage pair.

Frequency (GHz)	Mass (M_{\odot})	Source size (pc)	min f_{IMBH}
86	$10^3 - 10^6$	2×0.5	2×10^{-2}
22	$10^4 - 10^6$	10×2.5	1×10^{-2}
8.4	$10^5 - 10^6$	40×10	5×10^{-3}

Table 2. The lowest halo mass fraction in UCMHs, f_{UCMH} , that would produce detectable millilensing distortions with $P_{\text{milli}} \gtrsim 10\%$ probability in a single macroimage pair.

Frequency (GHz)	Mass (M_{\odot})	Source size (pc)	min f_{UCMH}
86	$10^6 - 10^8$	2×0.5	2×10^{-1}
22	$10^7 - 10^8$	10×2.5	1×10^{-1}
8.4	10^8	40×10	5×10^{-2}

4.2 Detecting ultracompact minihalos

When compared to IMBHs of the same mass, UCMHs have much smaller Einstein radii and are far more difficult to detect through millilensing effects. Our simulations show, that while $M_{\text{UCMH}} \sim 10^6 - 10^8 M_{\odot}$ UCMHs may in principle be detectable through small-scale macroimage distortions, the probability of observing this effect is exceedingly small unless the UCMH dark matter fraction f_{UCMH} is very large.

In Fig. 5, we show examples of the millilensing distortions that 10^6 and $10^8 M_{\odot}$ UCMHs would produce in the case of 86 GHz observations (ALMA + the global array). However, the probability of seeing effects of this type in a given macroimage pair is only $P_{\text{milli}} \approx 10\%$, even for a UCMH dark halo fraction as high as $f_{\text{UCMH}} = 0.2$. The detection prospects become somewhat better at 22 and 8.4 GHz ($f_{\text{UCMH}} \gtrsim 0.05 - 0.1$ at $P_{\text{milli}} \approx 10\%$) due to the larger source adopted sizes at these frequencies, but only for $10^7 - 10^8 M_{\odot}$ objects (see Table 2).

By probing $N \approx 11$ (28) macroimage pairs, the detection probability can be pushed to $P_{\text{detection}} \approx 68\%$ (95%) at these f_{UCMH} limits. In order to probe UCMH dark halo fractions significantly below $f_{\text{UCMH}} \sim 0.1$, hundreds of images would therefore need to be observed. While there are no competitive lensing constraints at $\sim 10^6 M_{\odot}$, it is possible that the Wilkinson et al. (2001) observations of 300 $z \sim 1$ radio sources (not macrolensed) at ~ 1 milliarcsecond resolution would be able to do better for $\sim 10^8 M_{\odot}$ UCMHs than the predicted limits we give in this paper.

4.3 Detecting standard CDM subhalos

As expected, standard CDM subhalos (assumed to have NFW density profiles) are not detectable using the observational scheme considered in this paper. In Fig. 6, we show examples of the $\sim 10^7$ and $\sim 10^8 M_{\odot}$ subhalos close to the macroimages in our simulations at 22 GHz, assuming the Bullock et al. (2001) relation between mass and concentration parameter. In the standard case of $f_{\text{sub}} \approx 0.002$, only $M \lesssim 10^7 M_{\odot}$ subhalos are sufficiently numerous to have a decent probability of showing up in the vicinity of the macroimages, and even though such objects may affect the overall magnification and the curvature of the jet (see left panel of Fig. 6), the associated small-scale distortion is too small to be resolved. NFW subhalos at $\sim 10^8 M_{\odot}$ may in principle give rise to the detectable distortions (right panel of Fig. 6), but the probability of attaining the required alignment between macroimage and subhalo is negligibly small. We estimate that the probability of detecting small-scale distortions due to $10^8 M_{\odot}$ NFW subhalos in a single macroimage pair is no more than $P_{\text{milli}} \approx 3 \times 10^{-4}$ in this case. At $10^9 M_{\odot}$, the probability is even lower ($P_{\text{milli}} \approx 4 \times 10^{-5}$).

Recent results by Vegetti et al. (2010b, 2012) hint at a higher surface mass density contribution ($f_{\text{sub}} \approx 0.03$) and a flatter subhalo mass function ($\alpha = 1.1$ in Eq. (1)) than predicted by current CDM simulations, but even if we adopt these values, the probability for detection remains too low ($\approx 5 \times 10^{-4}$ for NFWs of mass $10^8 - 10^9 M_{\odot}$) to make this search strategy attractive.

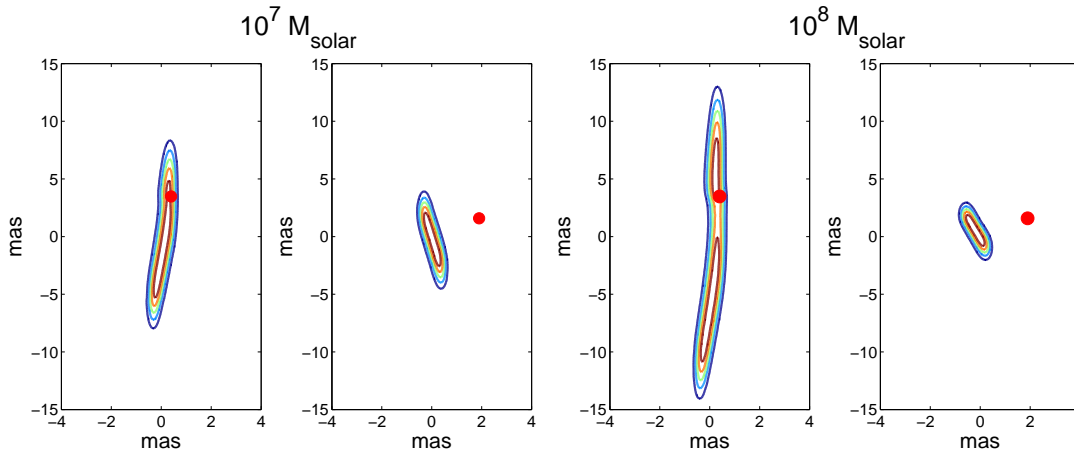


Figure 6. Examples of simulated radio maps of a macrolensed quasar jet at 22 GHz (source size 10×2.5 pc and resolution 0.25 milliarcseconds), subject to millilensing distortions by NFW subhalos with masses of either $\sim 10^7$ or $10^8 M_\odot$. The red dots mark the positions of the centres of these subhalos. As the left pair of images shows, $\sim 10^7 M_\odot$ NFWs produce very mild distortions only, whereas NFW subhalos of mass $\sim 10^8 M_\odot$ may produce more significant distortions if they are placed sufficiently close to a macroimage. The probability for such superpositions to occur is, however, very small.

The problem is one of source size – the macrolensed jets we consider cover an area in the lens plane that is several orders of magnitude too small to intersect such massive subhalos. The intrinsic source size would need to have an area $\sim 10^3$ times greater than the largest jets we consider (40×10 pc at 8.4 GHz) to push the detection probabilities into the interesting range $P_{\text{milli}} \gtrsim 10\%$. This essentially requires a completely different kind of source, like the dusty sub-mm galaxies considered by Inoue & Chiba (2005a).

These results are admittedly sensitive to the concentration parameters adopted for the NFW subhalos. In the examples above, we have used the $c(M_{\text{vir}})$ relation from Bullock et al. (2001), which for objects in the relevant mass range (10^7 – $10^8 M_\odot$) results in concentration parameters a factor of ≈ 2 higher than the ones predicted by the Macciò et al. (2008) relation. If we instead adopt the Macciò et al. (2008) $c(M_{\text{vir}})$ scaling, the detection threshold shifts upward by an order of magnitude in mass, so that image distortions predicted for 10^7 and $10^8 M_\odot$ NFW in the Bullock et al. case (Fig. 6) instead are produced at masses of $\sim 10^8$ and $\sim 10^9 M_\odot$.

5 DISCUSSION

In previous sections, we have argued that millilensing-induced distortions of quasar jets may be distinguished from morphological features intrinsic to these sources, since the latter would be reproduced in all macroimages whereas millilensing should affect each image independently. However, this argument comes with a caveat. The time delay between the images in quasar-galaxy lenses can be up to a year (for a compilation of time delays, see Oguri 2007), which means that intrinsic, transient features in the jet may, at any given time, be visible in just one of the images and be mistaken for millilensing effects. This is for instance likely to be the case in superluminal radio jets, where blobs are seen to move ~ 1 milliarcseconds yr^{-1} along the jet (e.g. Jorstad et al. 2001). For macrolensed jets that show signs

of millilensing distortions, it may therefore become necessary to obtain data at two or more epochs. Since halo substructures give rise to millilensing magnification pattern that will appear stationary over decades⁷, any distortions that seem to move along the jet are bound to be intrinsic to the source. Small-scale features that are not duplicated in the other macroimages and appear with a fixed angular position (as, for instance, measured from the base of the jet) over the course of more than a year is on the other hand likely caused by millilensing.

The detection of milliarcsecond or submilliarcsecond-scale image distortions would prove the existence of substructures within the macrolens, and also allow constraints on their surface number densities to be set. However, the exact nature of the millilenses may still be very difficult to determine. While Inoue & Chiba (2005b) has demonstrated that the distortions induced in extended images (like the ones we model here) contain some information about the density profiles of the lenses, the finite resolution and sensitivity of actual observations could still allow for considerable degeneracies in cases where neither the masses nor the density profiles of the millilenses are known. In our simulations, IMBHs and UCMHs can for instance sometimes produce very similar lensing distortions (although at different masses – an UCMH typically needs to be a factor of $\sim 10^3$ more massive than an IMBH to reproduce a given feature).

6 SUMMARY

Using simulations of strongly lensed quasar jets, we argue that very dense forms of halo substructure (intermediate-mass black holes and ultracompact minihalos) within the

⁷ assuming a typical effective transverse velocity due to the bulk motions of the source, macrolens and observer (Gil-Merino et al. 2005), and that the velocity of the millilenses within the macrolens is similar to the velocity dispersion of the latter (240 km s^{-1} in our case)

main lens may reveal itself through small-scale morphological distortions in the macroimages. Such distortions can be distinguished from intrinsic source features by obtaining data at multiple epochs. By mapping a handful of macrolensed jet systems at submilliarcsecond resolution, we argue that $\sim 10^3\text{--}10^6 M_\odot$ intermediate-mass black holes can be detected or ruled out if they contribute a surface mass fraction of $f_{\text{IMBH}} \gtrsim 0.01$ (depending on the VLBI array and frequency used) to the dark matter of the main lens at the macroimage positions. Ultracompact mini-halos in the $\sim 10^6\text{--}10^8 M_\odot$ mass range may similarly produce detectable small-scale effects if such objects comprise $f_{\text{UCMH}} \gtrsim 0.1$ of the dark matter. While standard CDM sub-halos at masses of $\gtrsim 10^8 M_\odot$ can in principle also produce milliarcsecond-scale distortions, provided that such objects are projected sufficiently close to the macroimages, the probability of this is too small ($P_{\text{milli}} \sim 10^{-4}$) for sources of the type we consider.

7 ACKNOWLEDGEMENTS

E.Z. acknowledges funding from the Swedish Research Council and the Swedish National Space Board. P.S. is supported by the Lorne Trottier Chair in Astrophysics, and institute for Particle Physics Theory Fellowship and a Banting Fellowship, administered by the Natural Science and Engineering Research Council of Canada.

REFERENCES

- Bate, N. F., Floyd, D. J. E., Webster, R. L., Wyithe, J. S. B. 2011, *ApJ*, 731, 71
- Belikov, A. V., Hooper, D., Buckley, M. R. 2011, *arXiv:1111.2613*
- Begelman, M. C., Volonteri, M., Rees, M. J. 2006, *MNRAS*, 370, 289
- Biggs, A. D., Browne, I. W. A., Jackson, N. J., York, T.; Norbury, M. A.; McKean, J. P.; Phillips, P. M. 2004, *MNRAS*, 350, 949
- Bringmann, T. 2009, *New Journal of Physics*, 11, 105027
- Bringmann, T., Scott, P., Akrami, Y. 2012, *PhRvD*, 85, 15027
- Bringmann, T., Huang, X., Ibarra, A., Vogl, S., Weniger, C. 2012, *JCAP*, 07, 054
- Bullock, J. S., Kolatt, T. S., Sigad, y., Somerville, R. S., Kravtsov, A. V., Klypin, A. A., Primack, J. R., & Dekel, A., 2001, *MNRAS*, 321, 559
- Carr, B. J., & Sakellariadou, M. 1999, *ApJ*, 516, 195
- Carr, B. J., Kohri, K., Sendouda, Y., Yokoyama, J. 2010, *PhRvD*, 81, id 104019
- Chen, J., Koushiappas, S. M., Zentner, A. R. 2011, *ApJ*, 741, 117
- Chiba, M. 2002, *ApJ*, 565, 17
- Davies, M. B., Miller, M. C., Bellocvary, J. M. 2011, *ApJ*, 740, L42
- Devecchi, B., & Volonteri, M. 2009, *ApJ*, 694, 302
- Feng, H., Soria, R. 2011, *NewAR*, 55, 166
- Font, A. S., Benson, A. J., Bower, R. G., et al. 2011, *MNRAS*, 417, 1260
- Frampton, P. H., Kawasaki, M., Takahashi, F., Yanagida, T. T. 2010, *JCAP*, 04, 023
- Gao, L., Frenk, C. S., Boylan-Kolchin, et al. 2011, *MNRAS*, 410, 2309
- Garrett, M. A., Calder, R. J., Porcas, R. W., King, L. J., Walsh, D., Wilkinson, P. N. 1994, *MNRAS*, 270, 457
- Gil-Merino, R., Wambsganss, J., Goicoechea, L. J., Lewis, G. F. 2005, *A&A* 432, 83
- Hayashi, E., Navarro, J. F., Taylor, J. E., Stadel, J., & Quinn, T. 2003, *ApJ*, 584, 541
- Hisano, J., Inoue, K. T., & Takahashi, T. 2006, *PhLB*, 643, 141
- Hooper, D., Kaplinghat, M., Strigari, L. E., & Zurek, K. M. 2007, *PhRvD* 76, 103515
- Hooper, D., & Linden, T. 2012, *arXiv:1208.0828*
- Inoue, K. T., & Chiba, M. 2003, *ApJ*, 591, L83
- Inoue, K. T., & Chiba, M. 2005a, *ApJ*, 633, 23
- Inoue, K. T., & Chiba, M. 2005b, *ApJ*, 634, 77
- Islam, R.R., Taylor, J. E., Silk, J. 2004, *MNRAS* 354, 427
- Jorstad, S. G., Marscher, A. P., Mattox, J. R., Aller, M. F., Aller, H. D., Wehrle, A. E., Bloom, S. D. 2001, *ApJ*, 556, 738
- Josan, A. S., & Green, A. M. 2010, *PhRvD*, 82, 083527
- Kassiola, A., Kovner, I., & Blandford, R. D. 1991, *ApJ* 381, 6
- Kawaguchi, T., Kawasaki, M., Takayama, T. Yamaguchi, M., Yokoyama, J. 2008, *MNRAS*, 388, 1426
- Kazantzidis, S., Mayer, L., Mastroiello, C., Diemand, J., Stadel, J., Moore, B. 2004, *ApJ*, 608, 663
- Keeton, C. R., Gaudi, B. S., Petters, A. O. 2003, *ApJ*, 598, 138
- King, L. J., Browne, I. W. A., Muxlow, T. W. B., Narasimha, D., Patnaik, A. R., Porcas, R. W., Wilkinson, P. N. 1997, *MNRAS*, 289, 450
- Klypin, A., Kravtsov, A. V., Valenzuela, O., & Prada, F., 1999, *ApJ*, 522, 82
- Kochanek, C. S., & Dalal, N. 2004, *ApJ*, 610, 69
- Li, F., Erickcek, A. L., Law, N. M. 2012, *arXiv:1202.1284*
- Lister, M. L., Aller, H. D., Aller, M. F., et al. 2009, *AJ*, 137, 3718
- Macciò, A. V., & Miranda, M. 2006, *MNRAS*, 368, 599
- Macciò, A. V., Dutton, A. A., van den Bosch, F. C. 2008, *MNRAS*, 391, 1940
- Macciò, A. V., Kang, X., Fontanot, F., et al. 2010, *MNRAS*, 402, 1995
- Maciejewski, M., Vogelsberger, M., White, S. D. M., & Springel, V. 2011, *MNRAS*, 415, 2475
- Mack, K. J., Ostriker, J. P., Ricotti, M. 2007, *ApJ*, 665, 1277
- Madau, P., Rees, M. J. 2001, *ApJ*, 551, L27
- Mao, S. & Schneider, P. 1998, *MNRAS*, 295, 587
- Metcalf, R. B., Madau, P. 2001, *ApJ*, 563, 9
- Metcalf, R. B. 2002, *ApJ*, 580, 696
- Metcalf, R. B., & Amara, A. 2010 *arXiv:1007.1599*
- Micic, M., Holley-Bockelmann, K., Sigurdsson, S. 2011, *MNRAS*, 414, 1127
- Moore, B., Ghigna, S., Governato, F., et al. 1999, *ApJL*, 524, L19
- Navarro, J. F., Frenk, C. S., White, S. D. M. 1996, *ApJ*, 462, 563 (NFW)
- Navarro, J. F., et al. 2010, *MNRAS*, 402, 21
- Noyola, E., Gebhardt, K., Kissler-Patig, M., Lutzgendorf,

- N., Jalali, B., de Zeeuw, P. T., Baumgardt H. 2010, *ApJL*, 719, L60
- Oguri, M. 2007, *ApJ* 660, 1
- Ohashi, S., Chiba, M., & Inoue, K. T. 2009, In: *Approaching Micro-Arcsecond Resolution with VSOP-2: Astrophysics and Technologies ASP Conference Series*, Eds. Yoshiaki Hagiwara, Ed Fomalont, Masato Tsuboi, and Yasuhiro Murata, 402, p. 290
- Pooley, D., Rappaport, S., Blackburne, J. A., Schechter, P. L., Wambsganss, J. 2012, *ApJ*, 744, 111
- Ricotti, M., Ostriker, J. P., Mack, K. J. 2008, *ApJ*, 680, 829
- Ricotti, M., Gould, A. 2009, *ApJ*, 707, 979
- Riehm, T., Zackrisson, E., Mörtzell, E. & Wiik, K. 2009, *ApJ*, 700, 1552
- Ros, E., Guirado, J. C., Marcaide, J. M., Pérez-Torres, M. A., Falco, E. E., Muñoz, J. A., Alberdi, A., Lara, L. 2000, *A&A*, 362, 845
- Rusin, D., Norbury, M., Biggs, A. D., Marlow, D. R., Jackson, N. J., Browne, I. W. A., Wilkinson, P. N., Myers, S. T., 2002, *MNRAS*, 330, 205
- Rusin, D., Kochanek, C. S., Keeton, C. R. 2003, *ApJ*, 595, 29
- Sandick, P., Diemand, J., Freese, K., Spolyar, D. 2011, *JCAP*, 01, 018
- Saito, R. & Yokoyama, J. 2010 *Prog. Theor. Phys.* 123, 867
- Scott, P., Sivertsson, S. 2009, *PhRvL*, 103, 1301
- Springel, V., et al. 2008, *MNRAS*, 391, 1685
- Su, M., Finkbeiner, D. P. 2012, *arXiv1207.7060*
- Torniainen, I, et al. 2008, *A&A*, 482, 483
- Totani, T. 2010, *PASJ*, 62, L1
- Vale, A., Ostriker, J. P. 2006, *MNRAS*, 371, 1173
- van Wassenhove, S., Volonteri, M., Walker, M. G., Gair, J. R. 2010, *MNRAS*, 408, 1139
- Vegetti, S., & Koopmans, L. V. E. 2009a, *MNRAS*, 392, 945
- Vegetti, S., & Koopmans, L. V. E. 2009b, *MNRAS*, 400, 1583
- Vegetti, S., Czoske, O., & Koopmans, L. V. E. 2010, *MNRAS*, 407, 225
- Vegetti, S., Koopmans, L. V. E., Bolton, A., Treu, T., & Gavazzi, R. 2010, *MNRAS*, 408, 1969
- Vegetti, S., Lagattuta, D. J., McKean, J. P., Auger, M. W., Fassnacht, C. D., Koopmans, L. V. E. 2012, *Natur*, 481, 341
- Vesperini, E., McMillan, S. L. W., D'Ercole, A., D'Antona, F. 2010, *ApJ*, 713, L41
- Wambsganss, J., & Paczynski, B. 1992 *ApJ*, 397, L1
- Webb, N., et al. 2012, *Science*, 337, 554
- Wilkinson, P. N., et al. 2001, *PhRvL*, 86, 584
- Xu, D. D., Mao, S., Wang, J., et al. 2009, *MNRAS*, 398, 1235
- Xu, D. D., Mao, S., Cooper, A. P.; Wang, J., Gao, L., Frenk, C. S., Springel, V. 2010, *MNRAS*, 408, 1721
- Xu, D. D., Mao, S., Cooper, A., et al. 2011, *arXiv1110.1185*
- Yang, Y., Huang, X., Chen, X., Zong, H. 2011a, *PhRvD*, 84, 43506
- Yang, Y., Feng, L., Huang, X., Chen, X., Lu, T., Zong, H. 2011b, *JCAP*, 12, 020
- Yonehara, A., Umemura, M., & Susa, H. 2003, *PASJ* 55, 1059
- York, T., et al. 2005, *MNRAS*, 361, 259
- Zackrisson, E., Riehm, T., Möller, O., Wiik, K. & Nurmi, P. 2008, *ApJ*, 684, 804
- Zackrisson, E., & Riehm, T. 2010, *Advances in Astronomy*, article id 478910 (*arXiv:0905.4075*)
- Zechlin, H.-S., Fernandes, M. V., Elsässer, D., Horns, D. 2012, *A&A*, 538, 93
- Zhang, D. 2011, *MNRAS*, 418, 1850