

# Majorana fermions in one-dimensional spin-orbit coupled Fermi gases

Ran Wei<sup>1,2</sup> and Erich J. Mueller<sup>2</sup>

<sup>1</sup>*Hefei National Laboratory for Physical Sciences at Microscale and Department of Modern Physics, University of Science and Technology of China, Hefei, Anhui 230026, China*

<sup>2</sup>*Laboratory of Atomic and Solid State Physics, Cornell University, Ithaca, NY, 14850*

(Dated: June 24, 2019)

We theoretically study trapped one-dimensional Fermi gases in the presence of spin-orbit coupling induced by Raman lasers. The gas changes from a conventional (non-topological) superconductor to a topological superconductor as one increases the intensity of the Raman lasers above a critical chemical-potential dependent value. Solving the Bogoliubov-de Gennes equations self-consistently, we calculate the density of states in real and momentum space at finite temperatures. We study Majorana fermions (MFs) which appear at the boundaries between topologically trivial and topologically non-trivial regions. We linearize the trap near the location of a MF, finding an analytic expression for the localized MF wavefunction and the gap between the MF state and other edge states.

PACS numbers: 67.85.Lm, 03.75.Ss, 05.30.Fk, 03.65.Vf

## I. INTRODUCTION

Majorana fermions (MFs), exotic excitations which are their own antiparticles, have attracted a great deal of attention recently [1]. Condensed matter systems with MFs possess degeneracies that are intrinsically nonlocal, and can be manipulated geometrically. They can, in principle, be used to make a robust quantum computer [2]. Condensed matter theorists have proposed various ways to explore MFs during the past several years [3–8]. Four experimental groups have recently reported evidence of MFs in semiconducting wires on superconducting substrates [9]. In those experiments, spin-orbit (SO) coupling was important. Here we study MFs in a related cold atom system.

Two groups [11, 12] have successfully generated SO coupled Fermi gases based on a Raman technique pioneered by Spielman’s group at NIST [10]. Several theoretical groups have proposals for creating and probing MFs in these SO coupled Fermi gases [13–16]. We build upon the studies of Jiang *et al.* [14] and Liu *et al.* [15], which find MFs in a 1D geometry.

We study a 1D (pseudo) spin-1/2 Fermi gas with point interactions. In the presence of Raman lasers, the energy spectrum has two helical bands. We study this two-band model in a harmonic trap. Solving the Bogoliubov-de Gennes (BdG) equations self-consistently, we calculate the density of states (DOS) in real and momentum space at finite temperatures. We linearize the trap near the location of a MF, finding an analytic expression for the localized MF wavefunction and the gap between the MF state and other edge states.

Our numerical calculations extend the similar studies of Ref. [15]. We explore a larger range of temperatures, and delve deeper into the physics near the MFs. We also investigate a truncated one-band model.

One concern with mean-field calculations such as ours, is that they are unable to capture the large phase fluctuations found in 1D. As shown by Ref. [19], the MF

physics is robust against these fluctuations. Moreover, an actual experiment would be performed on a bundle of weakly coupled tubes [17]. This latter setting also avoids issues of number conservation [19]. Our 1D model faithfully describes the properties of a single tube within such a bundle when the tunneling is weak.

This paper is organized as follows. In Sec. II, we discuss the homogeneous gas: We start with the two-band model, and in Sec. II(A) show how it relates to a one-band model with  $p$ -wave interactions. In Sec. II(B), we describe the band structure and topology of the two-band model. In Sec. III, we calculate the properties of trapped gases: In Sec. III(A), we write the BdG equations and self-consistently calculate the order parameter and density. In Sec. III(B), we visualize the MFs by calculating the DOS in real space and momentum space. In Sec. III(C), we introduce MF operators and construct the localized MF states. In Sec. III(D), we linearize the trap near the location of a MF, finding an analytic expression for the localized MF wavefunction and the gap between the MF state and other edge states. Finally we conclude in Sec. IV.

## II. HOMOGENEOUS GAS

We start from the Hamiltonian of the 1D (pseudo) spin-1/2 Fermi gases with chemical potential  $\mu$ ,

$$H = \int \left( \Psi^\dagger(x) (H_0(x) - \mu) \Psi(x) + H_I(x) \right) dx, \quad (1)$$

where  $\Psi(x) = (\psi_\uparrow(x), \psi_\downarrow(x))^\top$  annihilates the spin-up and spin-down states. In an experiment,  $\psi_\uparrow$  and  $\psi_\downarrow$  correspond to two different hyperfine states of a fermionic atom such as  $^{40}\text{K}$ . The single-particle Hamiltonian  $H_0(x) = -\frac{\hbar^2}{2m} \partial_x^2 + \frac{i\hbar^2 k_L}{m} \partial_x \sigma_z + \frac{\hbar\Omega}{2} \sigma_x + E_r$  can be engineered by Raman lasers [10], whose intensity is characterized by the Rabi frequency  $\Omega$ . The recoil momentum

of the Raman lasers is  $\hbar k_L$ ,  $E_r = \frac{\hbar^2 k_L^2}{2m}$  is the recoil energy, and  $\boldsymbol{\sigma} = (\sigma_x, \sigma_y, \sigma_z)$  is the vector of Pauli matrices. For ultra-cold fermions, the interaction may be modeled by  $H_I = g_{1D} \psi_\uparrow^\dagger \psi_\downarrow^\dagger \psi_\downarrow \psi_\uparrow$ , with coupling constant  $g_{1D}$ . This coefficient can be related to the three-dimensional scattering length and the geometry of the confinement [20]. In a typical experiment,  $|g_{1D}| \sim 70a_0 E_r$  [17], where  $a_0$  is the Bohr radius. We restrict ourselves to attractive interactions,  $g_{1D} < 0$ . We note that if we rotate our spin basis ( $\sigma_x \rightarrow \sigma_z, \sigma_z \rightarrow \sigma_y$ ) and identify  $Z = \frac{\hbar\Omega}{2}$  as a Zeeman field, and  $\alpha = \frac{\hbar^2 k_L}{2m}$  as the SO coupling strength, we recover the Hamiltonian of a semiconducting wire. Note  $H_I$  is very different for a wire [5]. In the following sections we explore the physics of Eq. (1).

### A. One-band model

To get insight into Eq. (1), we first consider an approximation where we truncate to a single band. We emphasize however in all other sections, we work with the full two-band Hamiltonian.

The single particle Hamiltonian is most transparent in momentum space,  $H = \sum_k \Psi_k^\dagger \left( \frac{\hbar^2 k^2}{2m} + E_r - \frac{\hbar^2 k k_L}{m} \sigma_z + \frac{\hbar\Omega}{2} \sigma_x \right) \Psi_k$ , where  $\Psi_k = (\psi_{k\uparrow}, \psi_{k\downarrow})^\top$ . This Hamiltonian is readily diagonalized by

$$\begin{pmatrix} c_k \\ d_k \end{pmatrix} = \begin{pmatrix} \cos \frac{\theta_k}{2} & \sin \frac{\theta_k}{2} \\ -\sin \frac{\theta_k}{2} & \cos \frac{\theta_k}{2} \end{pmatrix} \begin{pmatrix} \psi_{k\uparrow} \\ \psi_{k\downarrow} \end{pmatrix} \quad (2)$$

with  $\tan \theta_k = -\frac{m\Omega}{2\hbar k k_L}$ , yielding  $H = \sum_k (E_- c_k^\dagger c_k + E_+ d_k^\dagger d_k)$ . The energy spectrum has two helical bands, illustrated in Fig. 1. If the effective chemical potential

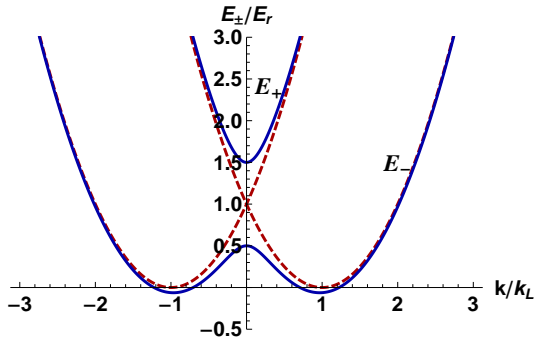


FIG. 1: (color online) Band structure of a 1D (pseudo) spin-1/2 gas. The red (dashed) curves are the bare bands in the absence of SO coupling. The blue (thick) curves are the upper band  $E_+$  and lower band  $E_-$  in the presence of SO coupling, with the coupling strength  $\hbar\Omega/E_r = 1$ .

$\tilde{\mu} = \mu - E_r \ll \frac{\hbar\Omega}{2}$ , only the lower band  $E_-$  is filled with fermions. Projecting the interactions into this band, we find

$$H_I^{1B} = \tilde{g}_{1D} \sum_{kq} (V_{kq} c_{\frac{k}{2}+q}^\dagger c_{\frac{k}{2}-q}^\dagger) (V_{kq'} c_{\frac{k}{2}-q'} c_{\frac{k}{2}+q'}), \quad (3)$$

where  $\tilde{g}_{1D} = g_{1D}/L_{1D}$ , with  $L_{1D}$  the length of the gas. The fermionic anti-commutation relation,  $c_{\frac{k}{2}+q}^\dagger c_{\frac{k}{2}-q}^\dagger = -c_{\frac{k}{2}-q}^\dagger c_{\frac{k}{2}+q}^\dagger$ , implies that the interaction coefficient  $V_{kq}$  is odd with respect to  $q$ ,  $V_{kq} = \frac{1}{2} \sin \frac{\theta_{k/2-q} - \theta_{k/2+q}}{2}$ . At zero center of mass momentum,  $V_q \equiv V_{k=0,q} = \frac{q}{2\sqrt{q^2 + \hbar^2 k_L^2 \Omega^2 / 16 E_r^2}}$ . In Fig. 2, we plot  $V_{kq}$  as a function of  $q$ . The dependence on  $k$  is weak for  $k \lesssim k_L$ .

The interaction in Eq. (3) is separable. Given that  $\tilde{g}_{1D} < 0$ , this interaction can lead to pairing with zero center of mass and an order parameter  $\Delta_q = \tilde{g}_{1D} V_q \sum_{q'} \langle V_{q'} c_{-q'} c_{q'} \rangle$ , where  $\langle \dots \rangle \equiv \frac{\text{Tr}(e^{-H/k_b T} \dots)}{\text{Tr}(e^{-H/k_b T})}$  is the thermal average,  $k_b$  is the Boltzmann constant and  $T$  is the temperature. The mean-field interaction becomes  $H_I^{1B} = \sum_q (\Delta_q c_q^\dagger c_{-q}^\dagger + \Delta_q^* c_{-q} c_q) - \tilde{g}_{1D} |\sum_q V_q \langle c_{-q} c_q \rangle|^2$ . By virtue of the symmetry of  $V_q$ , the order parameter has a  $p$ -wave symmetry  $\Delta_{-q} = -\Delta_q$ . As is well established, such a  $p$ -wave superfluid may possess Majorana edge modes [4]. We will discuss these Majorana modes at length in the two-band model.

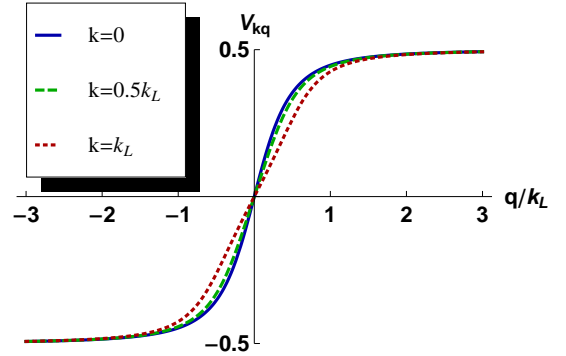


FIG. 2: (color online) Interaction coefficient  $V_{kq}$  versus dimensionless momentum  $q/k_L$  for  $\hbar\Omega/E_r = 2$ . The blue (thick), green (dashed) and red (dotted) curves correspond to  $k = 0, 0.5k_L$  and  $k_L$  respectively.

### B. Two-band model

While the one-band model connects the SO coupled gases and  $p$ -wave superconductors, we will focus on the richer two-band model in the remainder of the manuscript. Within the mean-field approach, the interaction term is bilinear

$$H_I = g_{1D} \int \psi_\uparrow^\dagger \psi_\downarrow^\dagger \psi_\downarrow \psi_\uparrow dx \quad (4)$$

$$\approx \int \left( \Delta(x) (\psi_\uparrow^\dagger \psi_\downarrow^\dagger + \psi_\downarrow \psi_\uparrow) - \frac{\Delta(x)^2}{g_{1D}} \right) dx, \quad (5)$$

where the order parameter  $\Delta(x) = g_{1D} \langle \psi_\downarrow \psi_\uparrow \rangle$  is assumed to be real. Defining the operator  $\tilde{\Psi}^\dagger(x) = (\psi_\uparrow^\dagger(x), \psi_\downarrow^\dagger(x), \psi_\downarrow(x), \psi_\uparrow(x))$ , the Hamiltonian can be

written as,

$$H = \int \left( \tilde{\Psi}^\dagger(x) \mathcal{H} \tilde{\Psi}(x) - \frac{\Delta(x)^2}{g_{1D}} \right) dx, \quad (6)$$

where

$$\begin{aligned} \mathcal{H} = & \left( -\frac{\hbar^2}{2m} \partial_x^2 - \tilde{\mu} \right) \tau_z + \frac{i\hbar^2 k_L}{m} \partial_x \tau_z \sigma_z \\ & + \frac{\hbar\Omega}{2} \tau_z \sigma_x + \Delta(x) \tau_x \sigma_z. \end{aligned} \quad (7)$$

The Pauli matrices  $\sigma$ ,  $\tau$  operate in the spin subspace and particle-hole subspace respectively,

$$\sigma_x = \begin{pmatrix} & 1 \\ 1 & \end{pmatrix}, \tau_x = \begin{pmatrix} & 1 \\ 1 & \end{pmatrix} \quad (8)$$

$$\sigma_z = \begin{pmatrix} 1 & \\ & -1 \\ & & 1 \\ & & & -1 \end{pmatrix}, \tau_z = \begin{pmatrix} 1 & & & \\ & -1 & & \\ & & -1 & \\ & & & 1 \end{pmatrix}. \quad (9)$$

The elementary excitations can be found by solving the BdG equations  $\mathcal{H}W = EW$ . When  $\Delta(x) = \Delta$  is spatially homogeneous, one can write the BdG equations in momentum space as  $\mathcal{H}_k W(k) = E(k)W(k)$ , where  $\mathcal{H}_k$  is the  $4 \times 4$  matrix produced by replacing  $-i\partial_x \rightarrow k$  in Eq. (7). The excitation spectrum  $E(k)$  is most simply calculated by squaring  $\mathcal{H}_k$  twice, and extracting the characteristic polynomial [7]. This procedure yields

$$\begin{aligned} E_\pm^2(k) = & \epsilon_0^2 + 2E_r \hbar^2 k^2 / m + \hbar^2 \Omega^2 / 4 + \Delta^2 \\ & \pm \hbar \sqrt{8E_r \epsilon_0^2 k^2 / m + \Omega^2 \epsilon_0^2 + \Omega^2 \Delta^2}, \end{aligned} \quad (10)$$

where  $\epsilon_0 = \frac{\hbar^2 k^2}{2m} - \tilde{\mu}$ . The four bands  $E_+(k), E_-(k), -E_-(k), -E_+(k)$ , as shown in Fig. 3, correspond to the four eigenvectors  $W^{p+}(k), W^{p-}(k), W^{h-}(k), W^{h+}(k)$ . The Hamiltonian  $\mathcal{H}$  has the intrinsic symmetry,  $\{\mathcal{H}, \tau_y\} = 1$ . Given two eigenvectors  $W^{p\pm}$  with eigenvalues  $E^\pm$ , one can always construct the other two  $W^{h\pm} = i\tau_y W^{p\pm}$  with eigenvalues  $-E^\pm$ . We therefore denote,

$$W^{p+}(k) = (u_{k\uparrow}^+, u_{k\downarrow}^+, -v_{k\downarrow}^+, -v_{k\uparrow}^+)^T \quad (11)$$

$$W^{p-}(k) = (u_{k\uparrow}^-, u_{k\downarrow}^-, -v_{k\downarrow}^-, -v_{k\uparrow}^-)^T \quad (12)$$

$$W^{h-}(k) = (v_{k\downarrow}^-, v_{k\uparrow}^-, u_{k\uparrow}^-, u_{k\downarrow}^-)^T \quad (13)$$

$$W^{h+}(k) = (v_{k\downarrow}^+, v_{k\uparrow}^+, u_{k\uparrow}^+, u_{k\downarrow}^+)^T. \quad (14)$$

The unitary condition on the 4 by 4 matrix  $(W^{p+}(k), W^{p-}(k), W^{h-}(k), W^{h+}(k))$  also leads to the equalities  $u_{k\downarrow}^\pm = (u_{-k\uparrow}^\pm)^*$  and  $v_{k\downarrow}^\pm = -(v_{-k\uparrow}^\pm)^*$ .

In Fig. 3, the spectrum is shown for a range of parameters. One important feature is the  $k = 0$  gap  $E_0 \equiv 2E_-(k=0) \equiv 2|G|$ , where  $G \equiv \sqrt{\tilde{\mu}^2 + \Delta^2} - \hbar\Omega/2$ . When  $\Omega = 0$ , the two positive energy bands touch at  $k = 0$ , and

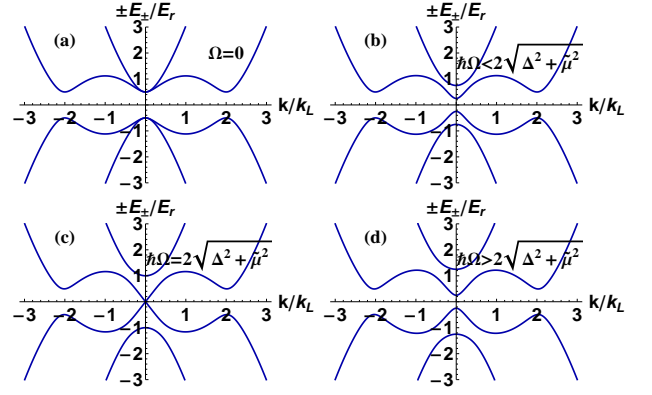


FIG. 3: (color online) Band structure of homogeneous gas. From the top to the bottom, the four bands are  $E_+, E_-, -E_-, -E_+$  respectively. The parameters are  $\mu = E_r, \Delta = 0.5E_r$ , and (a)  $\Omega = 0$ , (b)  $\Omega = 0.5E_r$ , (c)  $\Omega = E_r$ , (d)  $\Omega = 1.5E_r$ .

$E_0 > 0$ . The gas is in the same universality class as a conventional  $s$ -wave superconductor. Increasing the Raman laser strength such that  $0 < \hbar\Omega < 2\sqrt{\Delta^2 + \tilde{\mu}^2}$  separates the two bands and reduce  $E_0$ . At  $\hbar\Omega = 2\sqrt{\Delta^2 + \tilde{\mu}^2}$ ,  $E_0$  is zero, and there is a topological transition. Once  $\hbar\Omega > 2\sqrt{\Delta^2 + \tilde{\mu}^2}$ ,  $E_0$  is again positive, but the gas is no longer a conventional superconductor, instead it has a non-trivial topological invariant.

The relevant topological invariant is a Berry phase. Eqs. (11-14) can be thought of as maps from the real line  $(-\infty \leq k \leq \infty)$  to the space of unit vectors in  $SU(4)$ . One can generate a closed path by taking

$$\begin{aligned} \mathcal{C} : W^{p+}(-\infty) & \rightarrow W^{p+}(\infty) = W^{p-}(-\infty) \rightarrow \\ & W^{p-}(\infty) = W^{p+}(-\infty). \end{aligned} \quad (15)$$

The equalities follow from noting that up to phases

$$W^{p+}(-\infty) = W^{p-}(\infty) = (0, 1, 0, 0)^T \quad (16)$$

$$W^{p-}(-\infty) = W^{p+}(\infty) = (1, 0, 0, 0)^T. \quad (17)$$

Given this closed path, one can define the Berry phase

$$\begin{aligned} \gamma = & i \oint_{\mathcal{C}} \mathbf{W}^* \cdot \partial_k \mathbf{W} dk \\ = & i \int_{-\infty}^{\infty} (W^{p+}(k))^* \cdot \partial_k W^{p+}(k) dk \\ & + i \int_{-\infty}^{\infty} (W^{p-}(k))^* \cdot \partial_k W^{p-}(k) dk. \end{aligned} \quad (18)$$

In the case of a gauge which is not smooth, one would instead use

$$\begin{aligned} e^{i\gamma} = & \lim_{\delta k \rightarrow 0} \left( \prod_{k=-\infty}^{\infty} (W^{p+}(k))^* \cdot W^{p+}(k - \delta k) \right. \\ & \times \left. \prod_{k=-\infty}^{\infty} (W^{p-}(k))^* \cdot W^{p-}(k - \delta k) \right) \\ & \times (W^{p+}(-\infty))^* \cdot W^{p-}(\infty) (W^{p-}(-\infty))^* \cdot W^{p+}(\infty). \end{aligned} \quad (20)$$

Since  $H$  has real valued matrix elements,  $e^{i\gamma} = \pm 1$ . The Berry phase  $\gamma$  is only well defined if the spectrum has no degeneracies. We restrict  $0 \leq \gamma < 2\pi$ . For  $G > 0$ , we find  $\gamma = \pi$ . For  $G < 0$ ,  $\gamma = 0$ . Somewhat counter-intuitively the  $\gamma = 0$  sector corresponds to the “topologically non-trivial” state analogous to a 1D spinless  $p$ -wave superconductor.

### III. TRAPS

As we have shown in a homogeneous gas, one can change the topology of the BdG band structure by changing the sign of  $G$ . In a cold atom system, the gas is confined by a potential  $V(x)$  and is naturally inhomogeneous. Within the local density approximation (LDA),  $G$  will vary spatially, and topologically distinct phases will be in contact with one-another. One expects to see MFs at the boundaries.

#### A. Order parameter and density

In the presence of a trap, we write the BdG equations in real space,

$$\mathcal{H}_{trap} W_n(x) = E_n W_n(x), \quad (21)$$

where

$$\begin{aligned} \mathcal{H}_{trap} = & \left( -\frac{\hbar^2}{2m} \partial_x^2 - \tilde{\mu} + V(x) \right) \tau_z \\ & + \frac{i\hbar^2 k_L}{m} \partial_x \tau_z \sigma_z + \frac{\hbar\Omega}{2} \tau_z \sigma_x + \Delta(x) \tau_x \sigma_z. \end{aligned} \quad (22)$$

The eigenvectors  $W_n(x)$  come in pairs,  $W_n^p(x)$  and  $W_n^h(x)$ , which correspond to eigenvalues  $E_n \geq 0$  and  $-E_n$ ,

$$W_n^p(x) = (u_{n\uparrow}(x), u_{n\downarrow}(x), v_{n\downarrow}(x), v_{n\uparrow}(x))^T \quad (23)$$

$$W_n^h(x) = (v_{n\uparrow}^*(x), v_{n\downarrow}^*(x), u_{n\downarrow}^*(x), u_{n\uparrow}^*(x))^T. \quad (24)$$

To make contact with our previous discussion, we note that in the spatially homogeneous case,  $n$  can be represented by a momentum  $k_n$  and a sign  $\varepsilon_n = \pm$ , so that  $W_n^p(x) = e^{ik_n x} (u_{k_n\uparrow}^{\varepsilon_n}, u_{k_n\downarrow}^{\varepsilon_n}, v_{k_n\downarrow}^{\varepsilon_n}, v_{k_n\uparrow}^{\varepsilon_n})$  and  $W_n^h(x) = e^{ik_n x} ((v_{k_n\uparrow}^{\varepsilon_n})^*, (v_{k_n\downarrow}^{\varepsilon_n})^*, (u_{k_n\downarrow}^{\varepsilon_n})^*, (u_{k_n\uparrow}^{\varepsilon_n})^*)$ . One then recovers Eqs. (11)-(14).

Fixing  $\{\tilde{\mu}, \Omega, g_{1D}\}$ , we solve Eqs. (21) iteratively. We discretize space into  $n_{\text{grid}}$  equally spaced points, and use a finite difference method with a pseudo-spectral scheme to represent  $\mathcal{H}_{trap}$  as a  $4n_{\text{grid}}$  by  $4n_{\text{grid}}$  matrix. In the  $j$ th iteration, we numerically diagonalize the matrix  $\mathcal{H}_{trap}^{(j)}$  with the order parameter  $\Delta^{(j)}(x)$ . We start with a constant  $\Delta^{(0)}(x) = \Delta_0$ . We extract the eigenvectors  $W_n^{(j)}(x)$  and calculate the order parameter  $\Delta^{(j+1)}(x) = g_{1D} \sum_n (u_{n\downarrow}^{(j)} v_{n\uparrow}^{*(j)} \langle \xi_n \xi_n^\dagger \rangle + v_{n\downarrow}^{*(j)} u_{n\uparrow}^{(j)} \langle \xi_n^\dagger \xi_n \rangle)$ , where  $\xi_n$  is the annihilation operator of the Bogoliubov

particle. At temperature  $T$ ,  $\langle \xi_n^\dagger \xi_n \rangle = 1/(e^{E_n/k_b T} + 1)$ . Then we diagonalize  $\mathcal{H}_{trap}^{(j+1)}$  and repeat the procedure. We stop iterating when  $|\Delta^{(j+1)}(x) - \Delta^{(j)}(x)|$  falls below a threshold. The final convergent order parameter  $\Delta^{(N)}(x)$  is largely independent of  $n_{\text{grid}}$  and  $\Delta^{(0)}(x)$  when  $n_{\text{grid}} \geq 1200$ . In the Appendix we explore the convergence with the real space grid size  $n_{\text{grid}}$ .

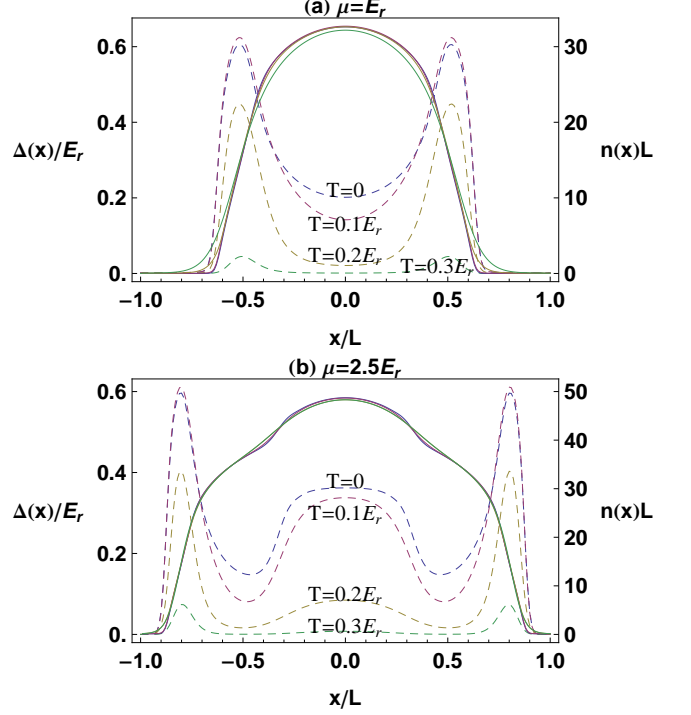


FIG. 4: (color online) Profiles of order parameter  $\Delta(x) = g_{1D} \sum_n (u_{n\downarrow}(x) v_{n\uparrow}^*(x) \langle \xi_n \xi_n^\dagger \rangle + v_{n\downarrow}^*(x) u_{n\uparrow}(x) \langle \xi_n^\dagger \xi_n \rangle)$  (dashed curves) and density  $n(x) = \sum_{n\sigma} (|v_{n\sigma}(x)|^2 \langle \xi_n \xi_n^\dagger \rangle + |u_{n\sigma}(x)|^2 \langle \xi_n^\dagger \xi_n \rangle)$  (solid curves) at temperatures  $T = 0, 0.1E_r, 0.2E_r, 0.3E_r$ . Other parameters are  $g_{1D} = -0.03E_r L$ ,  $\hbar\Omega = 2E_r$ ,  $\lambda = 4$ ,  $k_L L = 100$ , (a)  $\mu = E_r$ , (b)  $\mu = 2.5E_r$ .

The order parameters and density profiles for a gas in a harmonic trap  $V(x) = \lambda(x/L)^2 E_r$  are shown in Fig. 4, where the dimensionless parameter  $\lambda = 4$  characterizes the stiffness of the trap, and  $2L$  is the simulation length with  $k_L L = 100$ . We choose the Rabi frequency to be  $\hbar\Omega = 2E_r$ , and take  $g_{1D} = -0.03E_r L$ , corresponding to the dimensionless interaction strength  $\beta = m|g_{1D}|/\hbar^2 n_0 \sim 2$ , where  $n_0$  is the central density at zero temperature. For comparisons, experiments on 1D Fermi gases at Rice have  $\beta \sim 3$  [17]. If  $E_r/\hbar = 50\text{kHz}$  (a typical experimental value), then these parameters correspond to a trap with small oscillation frequency  $\omega = 2\text{kHz}$ . The order parameter has qualitatively different behavior if the center of the trap has one or two bands occupied. For relatively small chemical potential  $E_r - \sqrt{(\hbar\Omega/2)^2 - \Delta(x)^2} \lesssim \mu \lesssim E_r + \sqrt{(\hbar\Omega/2)^2 - \Delta(x)^2}$ , the center of the trap will be topologically non-trivial while the wings will be trivial. This regime is illus-

trated in Fig. 4(a). The order parameter grows near the edge of the cloud. This is a feature of 1D where, due to the divergence of the low energy density of state, the interactions are stronger for lower density [21]. For  $\mu \gtrsim E_r + \sqrt{(\hbar\Omega/2)^2 - \Delta(x)^2}$ , the center will be topologically trivial, but there will be a band of the non-trivial state further out. Here the order parameter profile is quite rich, with a central plateau, surrounded by two valleys and two peaks. The plateau roughly corresponds to where both bands are occupied. The order parameter is sensitive to temperature. The bulk  $\Delta$  is significantly suppressed and vanishes for  $T \gtrsim 0.2E_r$ . The density has no notable structure and is nearly independent of temperature for  $T \lesssim 0.3E_r$ .

### B. Density of states (DOS)

The elementary excitations are encoded in the single particle Green function  $G_{\sigma\sigma'}(x, t, x', t') = \frac{1}{i} \langle \hat{T} \psi_\sigma(x, t) \psi_{\sigma'}(x', t') \rangle$  and the associated spectral density  $A_{\sigma\sigma'}(x, x', E) = 2\text{Im} \int e^{iEt} G_{\sigma\sigma'}(x, t, x', 0)$ , where  $\hat{T}$  is the time-ordering operator. A local tunneling experiment can measure the density of states (DOS)  $\rho(E, x) = A_{\uparrow\uparrow}(x, x, E) + A_{\downarrow\downarrow}(x, x, E)$ . This quantity gives the number of single particle states with energy  $E$  at position  $x$ . It can be understood as an application of Fermi's Golden rule to the response to a tunneling probe. Within our mean-field theory

$$\rho(E, x) = \sum_{\sigma=\uparrow,\downarrow} (\rho_\sigma^h(-E, x) + \rho_\sigma^p(E, x)), \quad (25)$$

where

$$\rho_\sigma^h(E, x) = \sum_n |v_{n\sigma}(x)|^2 \delta(E_n - E) \quad (26)$$

$$\rho_\sigma^p(E, x) = \sum_n |u_{n\sigma}(x)|^2 \delta(E_n - E). \quad (27)$$

We can similarly introduce a momentum resolved DOS  $\rho(E, k) = \int e^{ik(x-x')} (A_{\uparrow\uparrow}(x, x', E) + A_{\downarrow\downarrow}(x, x', E)) dx dx'$ , which can be measured with momentum resolved radio-frequency spectroscopy [12]. In the present case

$$\rho(E, k) = \sum_{\sigma=\uparrow,\downarrow} (\rho_\sigma^h(-E, k) + \rho_\sigma^p(E, k)), \quad (28)$$

where

$$\rho_\sigma^h(E, k) = \sum_n \left| \int v_{n\sigma}(x) e^{ikx} dx \right|^2 \delta(E_n - E) \quad (29)$$

$$\rho_\sigma^p(E, x) = \sum_n \left| \int u_{n\sigma}(x) e^{ikx} dx \right|^2 \delta(E_n - E). \quad (30)$$

Intuitions about  $\rho(E, x)$  come from the local density approximation (LDA). Namely, one expects the spectrum at location  $x$  to be similar to that of a homogeneous

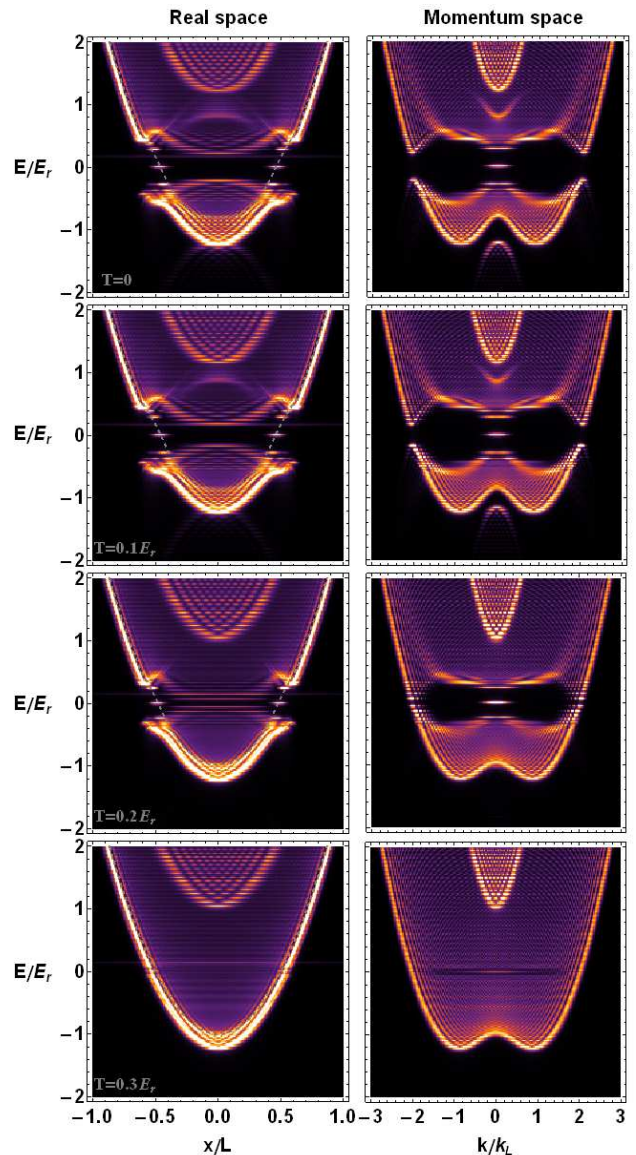


FIG. 5: (color online) Density of states (DOS) in real space (left panel) and momentum space (right panel) at  $T = 0, 0.1E_r, 0.2E_r, 0.3E_r$  from the top to the bottom, with order parameters identical to those in Fig. 4(a). The grey (dashed) curves in the left panels is plotted with  $G(x) = \sqrt{\tilde{\mu}(x)^2 + \Delta(x)^2} - \hbar\Omega/2$ , where the zero points of  $G(x)$  pinpoint the position of MFs. The brighter color corresponds to the higher spectral weight.

gas with chemical potential  $\tilde{\mu}(x) = \tilde{\mu} - V(x)$ . Such an approximation becomes better as the ratio of the Fermi energy and the spacing between trap eigenstates becomes larger. For a fixed trap, the LDA becomes accurate for large number of particles  $N$ .

In Fig. 5 and 6 we plot the DOS for the trapped gas with the order parameters calculated in Sec. III A. We also show a dashed curve corresponding to  $G(x) = \sqrt{\tilde{\mu}(x)^2 + \Delta(x)^2} - \hbar\Omega/2$ . Within LDA, the gap to excitations at position  $x$  is  $E_0(x) = 2|G(x)|$ . The point

where  $G(x) = 0$  represents the boundary between topologically distinct regions elaborated in Sec. II B. The dashed curves in the left panels of Fig. 5 denote  $G(x)$ . For those parameters  $G(x) = 0$  at two locations, we find that the BdG equations have two zero-energy modes, localized near these points. As will be discussed later, these modes may be interpreted as MFs. They are clearly spectrally separated from all other states. Fig. 6 shows the case where  $G(x) = 0$  at four locations, representing four MFs. The right panels of Figs. 5 and 6 show the momentum space DOS. The MF modes sit in a large gap at  $k = 0$ . The smallest gap is at larger  $k$ .

As we have shown in Sec. III A, the order parameter decreases with temperature. In real space, the bulk  $\Delta$  becomes very small at  $T = 0.2E_r$ , while  $\Delta$  at the edges remains large: the MFs at the edges are very clear for  $T \lesssim 0.2E_r$ . At  $T = 0.3E_r$ , the order parameter is nearly zero and the gas becomes normal.

The evolution of the momentum space DOS parallels the real space DOS. As temperature is increased from  $T = 0$ , the gaps at large  $k$  shrink. The gap at  $k = 0$  remains robust until  $T = 0.3E_r$ .

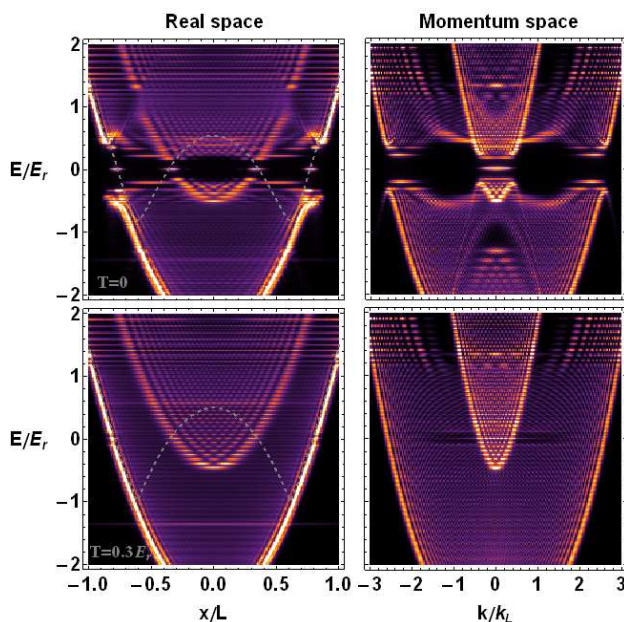


FIG. 6: (color online) Density of states (DOS) in real space (left panel) and momentum space (right panel) at  $T = 0$  and  $0.3E_r$ , with parameters identical to those in Fig. 4(b). The brighter color corresponds to the higher spectral weight.

### C. Majorana fermions (MFs)

Here we explore the structure of the zero-energy states seen in Fig. 5. From our numerical solutions to the BdG

equations, we have two wavefunctions

$$W_0^p(x) = e^{i\varphi_1}(u_{0\uparrow}(x), u_{0\downarrow}(x), v_{0\downarrow}(x), v_{0\uparrow}(x))^T \quad (31)$$

$$W_0^h(x) = e^{i\varphi_2}(v_{0\uparrow}^*(x), v_{0\downarrow}^*(x), u_{0\downarrow}^*(x), u_{0\uparrow}^*(x))^T, \quad (32)$$

which define operators

$$\xi_0 = \int \left( (W_0^p(x))^\dagger \cdot \tilde{\Psi}(x) \right) dx \quad (33)$$

$$\xi_0^\dagger = e^{i(\varphi_2 - \varphi_1)} \int \left( (W_0^h(x))^\dagger \cdot \tilde{\Psi}(x) \right) dx \quad (34)$$

The phases  $\varphi_1$  and  $\varphi_2$  are not unique, and the factor in Eq. (31) must be introduced to make  $\xi_0^\dagger$  conjugate to  $\xi_0$ . By construction these are fermionic operators  $\{\xi_0, \xi_0^\dagger\} = 1$ .

As zero-energy solutions to the BdG equations, both  $\xi_0$  and  $\xi_0^\dagger$  commute with  $H$ . Hence the ground state is degenerate:  $\xi_0|GS_1\rangle = 0$  and  $|GS_2\rangle = \xi_0^\dagger|GS_1\rangle$ . These two degenerate states can be used as a qubit for quantum information processing [2].

The operator  $\xi_0^\dagger$  which couples  $|GS_1\rangle$  to  $|GS_2\rangle$  is intrinsically nonlocal, with weight at two spatially separated points. One can however introduce operators

$$\chi_0 = \frac{1}{\sqrt{2}} e^{i\varphi} (\xi_0 + e^{-2i\varphi} \xi_0^\dagger) = \int f_0^\dagger(x) \cdot \tilde{\Psi}(x) dx \quad (35)$$

$$\bar{\chi}_0 = \pm \frac{1}{\sqrt{2}i} e^{i\varphi} (\xi_0 - e^{-2i\varphi} \xi_0^\dagger) = \int \bar{f}_0^\dagger(x) \cdot \tilde{\Psi}(x) dx \quad (36)$$

where

$$f_0(x) = \frac{1}{\sqrt{2}} e^{i\varphi_1} (W_0^p(x) + e^{-i\varphi_2} W_0^h(x)) \quad (37)$$

$$\bar{f}_0(x) = \pm \frac{1}{\sqrt{2}i} e^{i\varphi_1} (W_0^p(x) - e^{-i\varphi_2} W_0^h(x)), \quad (38)$$

with arbitrary phases  $\varphi_1 = \varphi - \varphi_1'$  and  $\varphi_2 = 2\varphi - \varphi_1' + \varphi_2'$ . By choosing the appropriate  $\varphi_2$ , these operators can be made local. In particular if  $G(x) = 0$  at  $x = x_1, x_2$ , then  $f_0(x)$  can be chosen to be nonzero only near  $x_1$ , and  $\bar{f}_0(x)$  only near  $x_2$ .

The operators  $\chi_0$  and  $\bar{\chi}_0$  obey the Majorana algebra:  $\chi_0^\dagger = \chi_0$ ,  $\bar{\chi}_0^\dagger = \bar{\chi}_0$ ,  $\{\chi_0, \bar{\chi}_0\} = 0$ ,  $\{\chi_0, \chi_0\} = \{\bar{\chi}_0, \bar{\chi}_0\} = 1$ . They commute with the Hamiltonian.

Note, as we will use in the next subsection,  $f_0(x) \equiv e^{i\varphi_f}(u_{f\uparrow}(x), u_{f\downarrow}(x), v_{f\downarrow}(x), v_{f\uparrow}(x))$  obeys the BdG equations, but the resulting Bogoliubov transformation is not unitary as it changes the commutation relations. Since  $\chi_0 = \chi_0^\dagger$ , we have  $u_{f\sigma}(x) = e^{-2i\varphi_f} v_{f\sigma}^*(x)$ . For smaller systems, coupling between these modes push them away from  $E_0 = 0$ .

### D. Eigen-energies of excited states near a MF

As seen in Fig. 5-6, the MFs are localized in real space and momentum space. Thus we can understand them

by linearizing the trap around their locations in position space, and linearizing momentum around  $k = 0$ . As previously discussed, the locations of the MFs can be found via LDA. There are generally four MFs, localized at  $x_m = \pm L\sqrt{R_{\pm m}/\lambda E_r}$ , where  $R_{\pm m} \equiv \tilde{\mu} \pm \sqrt{\hbar^2\Omega^2/4 - \Delta_m^2}$ , with  $\Delta_m \equiv \Delta(x = x_m)$ . We restrict ourselves to the location of one MF,  $x_m = L\sqrt{R_{+m}/\lambda E_r}$ . We write the linearized BdG Hamiltonian as the sum of two terms  $\mathcal{H}_{lin} = \mathcal{H}_0 + \mathcal{H}_i$ ,

$$\mathcal{H}_0 = \frac{\hbar\Omega}{2}\tau_z\sigma_x + \Delta_m\tau_x + \sqrt{\hbar^2\Omega^2/4 - \Delta_m^2}\tau_x\sigma_z \quad (39)$$

$$\mathcal{H}_i = \tilde{\lambda}(x - x_m)\tau_z - \kappa\tau_z\sigma_z, \quad (40)$$

where  $\tilde{\lambda} = 2\lambda x_m E_r/L^2$  and  $\kappa = \hbar^2 k_L k/m$ . The ‘‘interaction’’ term  $\mathcal{H}_i$  can be treated as a perturbation, and it vanishes as  $x \rightarrow x_m, k \rightarrow 0$ . In the absence of perturbations,  $\mathcal{H}_{lin} = \mathcal{H}_0$  has two degenerate zero-energy states

$$\mathcal{D}_1 = \frac{\sqrt{2}}{2}(\sin\phi, -\cos\phi, -\cos\phi, \sin\phi) \quad (41)$$

$$\mathcal{D}_2 = \frac{\sqrt{2}}{2}(-\cos\phi, \sin\phi, -\sin\phi, \cos\phi), \quad (42)$$

where  $\sin\phi = \sqrt{(\hbar\Omega/2 + \Delta_m)/\hbar\Omega}$ . Following the first-order degenerate perturbation theory, we diagonalize the Hamiltonian projected into the subspace  $\{\mathcal{D}_1, \mathcal{D}_2\}$ ,

$$\tilde{\mathcal{H}}_{lin} = \begin{pmatrix} \mathcal{D}_1 \\ \mathcal{D}_2 \end{pmatrix} H_{lin}(\mathcal{D}_1, \mathcal{D}_2) = K\bar{\sigma}_z + X\bar{\sigma}_x, \quad (43)$$

where  $K = -2\hbar\Delta_m k_L k/m\Omega$  and  $X = -4\lambda E_r x_m(x - x_m)R_{+m}/\hbar\Omega L^2$ . The Pauli matrices  $\bar{\sigma}$  operate in the subspace  $\{\mathcal{D}_1, \mathcal{D}_2\}$ . Noting that  $[X, K] = iC$  with  $C = 16\sqrt{\lambda}E_r^{3/2}R_{+m}^{3/2}\Delta_m/\hbar^2\Omega^2 k_L L$ , one can define the operators  $a = \frac{K-iX}{\sqrt{2C}}, a^\dagger = \frac{K+iX}{\sqrt{2C}}$  that satisfy  $[a, a^\dagger] = 1$ . The eigen-equations of  $\tilde{\mathcal{H}}_{lin}$  then become

$$\frac{\sqrt{2C}}{2} \begin{pmatrix} -(a^\dagger + a) & i(a^\dagger - a) \\ i(a^\dagger - a) & a^\dagger + a \end{pmatrix} \begin{pmatrix} \bar{u}_n \\ \bar{v}_n \end{pmatrix} = E_n \begin{pmatrix} \bar{u}_n \\ \bar{v}_n \end{pmatrix} \quad (44)$$

where  $\bar{u}_n = \mathcal{D}_1 \cdot W_n, \bar{v}_n = \mathcal{D}_2 \cdot W_n$ . Combining  $\bar{u}_n, \bar{v}_n$  gives the equations

$$-\sqrt{2C} \begin{pmatrix} 0 & a^\dagger \\ a & 0 \end{pmatrix} \begin{pmatrix} \bar{u}_n + i\bar{v}_n \\ \bar{u}_n - i\bar{v}_n \end{pmatrix} = E_n \begin{pmatrix} \bar{u}_n + i\bar{v}_n \\ \bar{u}_n - i\bar{v}_n \end{pmatrix} \quad (45)$$

Squaring Eq. (45) yields harmonic oscillator Hamiltonian, with eigen-energies

$$\bar{E}_n = \pm\sqrt{2C}\sqrt{n} \quad (n = 0, 1, 2, \dots). \quad (46)$$

Not only is there a zero-energy mode  $\bar{E}_0 = 0$  (the Majorana mode), but there is a ladder of localized fermionic modes, whose energy spacing is proportional to  $\lambda^{1/4}$ , and whose wavefunction components are excited harmonic oscillator states. For a homogeneous gas where  $\lambda = 0$ , the energy spacing becomes zero.

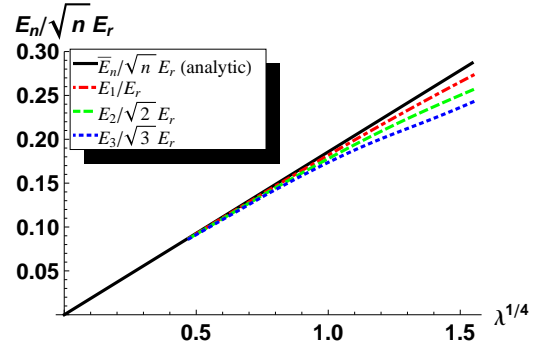


FIG. 7: (color online) The gap between the MF state and excited states as a function of trap stiffness  $\lambda^{1/4}$ . The black (thick) curve is plotted based on the analytic Eq. (46). The red (dot-dashed), green (dashed), blue (dotted) curves are the energy levels  $E_1/E_r, E_2/\sqrt{2}E_r, E_3/\sqrt{3}E_r$  respectively. They are numerically calculated from Eq. (21) with the parameters identical to the thick curve.

In Fig. 7, we plot  $\bar{E}_n/\sqrt{n}E_r$  as a function of  $\lambda^{1/4}$  (black thick curve) based on Eq. (46), and compare to the numerical results calculated from Eq. (21). The dot-dashed (red), dashed (green), and dotted (blue) curves show the energy levels of the first three excited states. We see the analytic results agree well with the numerics for small  $\lambda$ . For larger  $\lambda$ , the corrections to Eq. (43) are important, and the discrepancy between the analytic and numerical results becomes notable, especially for larger  $n$ .

At  $n = 0$  ( $E_0 = 0$ ), the zero-energy mode has wavefunction

$$\bar{u}(x) = \frac{1}{2\sigma\sqrt{\pi}}e^{-(x-x_m)^2/2\sigma^2} \quad (47)$$

$$\bar{v}(x) = \frac{1}{2i\sigma\sqrt{\pi}}e^{-(x-x_m)^2/2\sigma^2}, \quad (48)$$

where the width  $\sigma = \sqrt{\Delta_m L E_r^{1/2}/R_{+m}^{3/2} k_L \lambda^{1/2}}$  is proportional to  $\lambda^{-1/4}$ .

#### IV. SUMMARY

We have investigated a (pseudo) spin-1/2 spin-orbit (SO) coupled Fermi gas in a one-dimensional geometry. We first relate this system to a one-band model with  $p$ -wave interactions. We then described the band structure and calculated the Berry phase  $\gamma$  of the full two-band model. We found  $\gamma$  distinguishes two topologically distinct sectors, with  $\gamma = \pi$  corresponding to a conventional superconductor. By self-consistently solving the Bogoliubov-de Gennes equations and calculating both the position resolved and momentum resolved density of states, we visualized the Majorana fermion (MF) states in real and momentum space at finite temperatures. These

spectra can be probed using the position resolved or momentum resolved radio-frequency spectroscopy [12, 18]. We introduced MF operators and constructed the localized MF states. We further linearized the trap near the location of a MF, finding an analytic expression for the localized MF wavefunction and the gap between the MF state and other edge states.

This physics can be experimentally studied in a bundle of weakly coupled tubes containing fermionic atoms [17]. By applying appropriate Raman lasers to these quasi-1D tubes [11, 12], one can produce an array of quasi-1D SO coupled Fermi clouds. Our calculations show that the MFs can be observed in such settings.

## V. ACKNOWLEDGEMENT

The work in Sec. II A is largely derived from notes by Bhuvanesh Sundar. R. W. is supported by CSC, the NNSFC, the NNSFC of Anhui (under Grant No. 090416224), the CAS, and the National Fundamental Research Program (under Grant No. 2011CB921304). This material is based upon work supported by the National Science Foundation under Grant No. PHY-1068165 and a grant from the Army Research Office with funding from the DARPA OLE program.

- 
- [1] E. Majorana, *Nuovo Cimento* **14**, 171 (1937); F. Wilczek, *Nat. Phys.* **5**, 614 (2009).
- [2] C. Nayak, S. H. Simon, A Stern, M. Freedman and S. DasSarma, *Rev. Mod. Phys.* **80**, 1083 (2008).
- [3] N. Read and D. Green, *Phys. Rev. B* **61**, 10267 (2000).
- [4] A. Kitaev, *Phys. Usp.* **44**, 131 (2001).
- [5] S. DasSarma, C. Nayak, and S. Tewari, *ibid.* **73**, 220502(R) (2006); J. Alicea, *ibid.* **81**, 125318 (2010); L. Fidkowski, R. M. Lutchyn, C. Nayak, and M. P. A. Fisher, *ibid.* **84**, 195436 (2011); T. Mizushima, M. Ichioka, and K. Machida, *ibid.* **101**, 150409 (2008); J. D. Sau, R. M. Lutchyn, S. Tewari, and S. DasSarma, *ibid.* **104**, 040502 (2010); R. M. Lutchyn, J. D. Sau, and S. D. Sarma, *ibid.* **105**, 077001 (2010).
- [6] L. Fu and C. L. Kane, *Phys. Rev. Lett.* **100**, 096407 (2008).
- [7] Y. Oreg, G. Refael, and F. vonOppen, *Phys. Rev. Lett.* **105**, 177002 (2010).
- [8] J. Alicea, Y. Oreg, G. Refael, F. vonOppen and M. P. A. Fisher, *Nat. Phys.* **7**, 412 (2011).
- [9] V. Mourik, K. Zuo, S. M. Frolov, S. R. Plissard, E. P. A. M. Bakkers and L. P. Kouwenhoven, *Science* **336**, 1003 (2012); J. R. Williams, A. J. Bestwick, P. Gallagher, S. S. Hong, Y. Cui, A. S. Bleich, J. G. Analytis, I. R. Fisher and D. G.-Gordon, arXiv:1202.2323 (2012); M. T. Deng, C. L. Yu, G. Y. Huang, M. Larsson, P. Caroff and H. Q. Xu, arXiv:1204.4130 (2012); A. Das. Y. Ronen, Y. Most, Y. Oreg, M. Heiblum, and H. Shtrikman, Arxiv:1205.7073 (2012).
- [10] Y.-J. Lin, K. Jiménez-García and I. B. Spielman, *Nature (London)* **471**, 83 (2011).
- [11] P. Wang, Z.-Q. Yu, Z. Fu, J. Miao, L. Huang, S. Chai, H. Zhai, and J. Zhang, Arxiv:1204.1887 (2012).
- [12] L. W. Cheuk, A. T. Sommer, Z. Hadzibabic, T. Yefsah, W. S. Bakr, and M. W. Zwierlein, Arxiv:1205.3483 (2012).
- [13] C. Zhang, S. Tewari, R. M. Lutchyn, and S. DasSarma, *Phys. Rev. Lett.* **101**, 160401 (2008); M. Sato, Y. Takahashi, and S. Fujimoto, *Phys. Rev. Lett.* **103**, 020401 (2009); S.-L. Zhu, L.-B. Shao, Z. D. Wang, and L.-M. Duan, *Phys. Rev. Lett.* **106**, 100404 (2011); M. Gong, G. Chen, S. Jia, C. Zhang, arXiv:1201.2238 (2012).
- [14] L. Jiang, T. Kitagawa, J. Alicea, A. R. Akhmerov, D. Pekker, G. Refael, J. I. Cirac, E. Demler, M. D. Lukin, and P. Zoller, *Phys. Rev. Lett.* **106**, 220402 (2011).
- [15] X.-J. Liu and H. Hu, *Phys. Rev. A* **85**, 033622 (2012).
- [16] X.-J. Liu, L. Jiang, H.Pu, and H.Hu, *Phys. Rev. A* **85**, 021603(R) (2012).
- [17] Y. Liao, A. S. C. Rittner, T. Paprotta, W. Li, G. B. Partridge, R. G. Hulet, S. K. Baur and E. J. Mueller, *Nature (London)* **467**, 567 (2010).
- [18] Y. Shin, C. H. Schunck, A. Schirotzek, and W. Ketterle, *Phys. Rev. Lett.* **99**, 090403 (2007).
- [19] L. Fidkowski, R. M. Lutchyn, C. Nayak, and M. P. A. Fisher, *Phys. Rev. B* **84**, 195436 (2011); Jay D. Sau, B. I. Halperin, K. Flensberg, and S. DasSarma, *Phys. Rev. B* **84**, 144509 (2011); M. Cheng and H.-H. Tu, *Phys. Rev. B* **84**, 094503 (2011).
- [20] M. Olshanii, *Phys. Rev. Lett.* **81**, 938 (1998).
- [21] D.S. Petrov, D.M. Gangardt and G.V. Shlyapnikov, *J. Phys. IV France* **116**, 3 (2004).

## VI. APPENDIX

In this Appendix, we explore the convergence of our self-consistent calculations with the grid spacing  $\delta x = 2L/n_{\text{grid}}$ . We show how the energy and the order parameter for a zero-temperature homogeneous gas in a box of size  $2L$  with periodic boundary conditions depends on  $n_{\text{grid}}$ .

Within our mean-field theory, the energy of this homogeneous gas is

$$E_g = \sum_k \left( \epsilon_0(k) - \frac{1}{2}(E_+(k) + E_-(k)) \right) - \frac{|\Delta|^2}{\tilde{g}_{1D}}, \quad (49)$$

where  $\tilde{g}_{1D} = g_{1D}/2L$ ,  $\epsilon_0(k) = \frac{\hbar^2 k^2}{2m} - \tilde{\mu}$ , and  $E_{\pm}(k)$  is the excitation spectrum given in Eq. (10). The summation index  $k$  is discretized as  $k = -\frac{n_{\text{grid}}}{2L}\pi, (-\frac{n_{\text{grid}}-2}{2L})\pi, \dots, (\frac{n_{\text{grid}}-4}{2L})\pi, (\frac{n_{\text{grid}}-2}{2L})\pi$ , and Eq. (49) can be calculated numerically.

Fig. 8 shows  $E_g$  as a function of  $\Delta$  for  $n_{\text{grid}} = 400, 600, 800, 1000$ . We find non-trivial behavior at intermediate  $n_{\text{grid}}$ . In particular, for these parameters and  $n_{\text{grid}} = 600$ , the energy has two local minima, and the gap equations has four solutions, corresponding  $\Delta = 0$  and



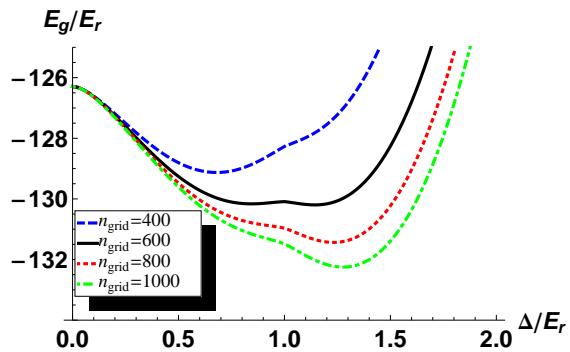


FIG. 8: (color online) Ground state energy  $E_g/E_r$  versus order parameter  $\Delta/E_r$ . The blue (dashed), black (thick), red (dotted), green (dot-dashed) curves correspond to  $n_{\text{grid}} = 400, 600, 800, 1000$  respectively. Other parameters are  $\tilde{g}_{1D} = -0.02E_r$ ,  $\hbar\Omega = 2E_r$ ,  $\lambda = 0$ ,  $k_L L = 100$ ,  $\mu = E_r$ .

other three stationary points. Such behavior is an artifact of the discretization, as it goes away for  $n_{\text{grid}} \gtrsim 800$ . It does, however, indicate that in the presence of an appropriate tuned optical lattice, there will be metastable superfluid states.

In Fig. 9, we show how the order parameter  $\Delta$  depends on  $n_{\text{grid}}$ . We calculate  $\Delta$  by minimizing  $E_g$ ,

$$\left. \frac{\partial E_g}{\partial |\Delta|} \right|_{|\Delta|>0} = 0. \quad (50)$$

We see  $\Delta$  converges to a finite value as  $n_{\text{grid}} \rightarrow \infty$ . For the simulation size  $n_{\text{grid}} = 1200$  used in the main text, the finite grid error is  $\frac{|\Delta(n_{\text{grid}}=\infty) - \Delta(n_{\text{grid}}=1200)|}{\Delta(n_{\text{grid}}=\infty)} \leq 12\%$ .

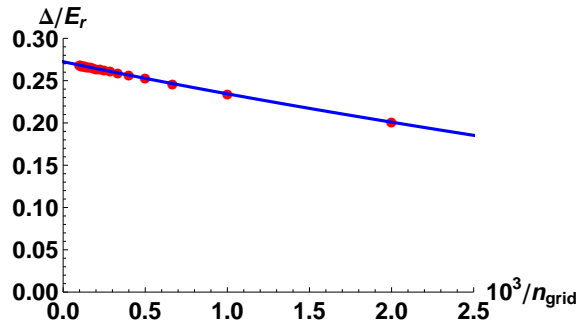


FIG. 9: (color online) Order parameter  $\Delta/E_r$  versus  $10^3/n_{\text{grid}}$ . The red dots are calculated from Eq. (50). The blue (thick) curve is an extrapolation. The parameters here are identical to those in Fig. 4(a) except for  $\lambda = 0$ .