

The High Energy Neutrino Nuisance at a Medium Baseline Reactor Experiment

Emilio Ciuffoli^{1*}, Jarah Evslin^{1†} and Xinmin Zhang^{2,1‡}

1) *TPCSF, IHEP, Chinese Acad. of Sciences*

2) *Theoretical physics division, IHEP, Chinese Acad. of Sciences*

YuQuan Lu 19(B), Beijing 100049, China

Abstract

10 years from now medium baseline reactor experiments will attempt to determine the neutrino mass hierarchy from the differences ($RL + PV$) between the extrema of the Fourier transformed neutrino spectra. Recently Qian et al. have claimed that this goal may be impeded by the strong dependence of the difference parameter $RL + PV$ on the reactor neutrino flux and on slight variations of $|\Delta M_{32}^2|$. We demonstrate that this effect results from a spurious dependence of the difference parameter on the very high energy (8+ MeV) tail of the reactor neutrino spectrum. This dependence is spurious because the high energy tail depends upon decays of exotic isotopes and is insensitive to the mass hierarchy. An energy-dependent weight in the Fourier transform not only eliminates this spurious dependence but in fact increases the chance of correctly determining the hierarchy.

November 13, 2021

*ciuffoli@ihep.ac.cn

†jarah@ihep.ac.cn

‡xmzhang@ihep.ac.cn

This year the Daya Bay [1, 2] and RENO [3] experiments have demonstrated beyond any reasonable doubt that θ_{13} is as much as an order of magnitude larger than had been suspected several years ago. This large value of θ_{13} implies that 1-3 neutrino oscillations may be observed at medium baselines, which we define to be 40-80 km. The medium baseline neutrino spectrum may then be used to determine the neutrino mass hierarchy [4]. Such experiments are now not only practical but indeed they will be performed within the next decade [5, 6, 7].

However at these baselines, due to a degeneracy in the high energy neutrino spectrum [8, 9, 10], a determination of the hierarchy requires a measurement of 1-3 oscillations at low neutrino energies E . As a result of the finite energy resolution of the detector and various interference effects [10] these low energy peaks are difficult to identify individually at medium baselines L . Nonetheless if the nonlinear energy response of a detector is well understood then one may measure *the sum of the peaks* by studying the $k \sim |\Delta M_{31}^2|/2$ region of the L/E -Fourier transform of the neutrino spectrum [11]. The most popular variables for such a determination are the fractional difference RL between the deepest minima of the Fourier cosine transform and the difference PV between the deepest minimum and the highest peak of the Fourier sine transform [12, 13]. Although these two variables are somewhat degenerate, an improvement may be obtained by considering their sum $RL + PV$.

A serious obstruction to this analysis, and thus to plans to measure the neutrino mass hierarchy at medium baselines, has been described in Ref. [9]. The authors observed that the combination $RL + PV$ is very sensitive to the choice of model of the reactor neutrino flux $\Phi(E)$ and to variations of $|\Delta M_{32}^2|$ which are smaller than the precision to which this mass difference has been determined by MINOS [14]. While the observed shift appears to depend upon both $|\Delta M_{32}^2|$ and the hierarchy, from Fig. 4 of Ref. [9] it can be seen that the shift depends only upon the effective mass difference [15, 10]

$$\Delta M_{\text{eff}}^2 = \cos^2(\theta_{12})|\Delta M_{31}^2| + \sin^2(\theta_{12})|\Delta M_{32}^2|. \quad (1)$$

The neutrino flux from reactors is known poorly. The theoretical normalization has recently increased by about 3% [16] and the 6+ MeV flux has increased by an additional 3% [17]. The flux beyond about 8 MeV is not known at all due to its strong dependence upon decays of exotic isotopes [16]. Even worse, all of these theoretical fluxes are about 6% above the observed fluxes at very short [18] and 1 km [19] baselines. Thus the large sensitivity of $RL + PV$ upon the poorly known fluxes and ΔM_{eff}^2 appreciably reduces the probability that a medium baseline reactor experiment can correctly determine the neutrino mass hierarchy.

We will now explain the cause of this strong dependence. As the dependence of RL ,

PV and $RL + PV$ upon these parameters is virtually indistinguishable, for brevity we will consider only

$$RL = \frac{R - L}{R + L} \quad (2)$$

which is the fractional difference between two minima R and L of the Fourier cosine transform of the neutrino spectrum

$$F_c(k) = \int d\left(\frac{L}{E}\right) \frac{E^2}{L} \frac{\Phi(E)\sigma(E)}{4\pi L^2} P_{ee} \left(\frac{L}{E}\right) \cos\left(\frac{kL}{E}\right) \quad (3)$$

where the tree level neutrino inverse β decay cross section is [20]

$$\sigma(E) = 0.0952 \times 10^{-42} \text{cm}^2 \frac{E_e \sqrt{E_e^2 - m_e^2}}{\text{MeV}^2}, \quad E_e = E - m_n + m_p \quad (4)$$

and the electron neutrino survival probability is

$$\begin{aligned} P_{ee} &= \sin^4(\theta_{13}) + \cos^4(\theta_{12})\cos^4(\theta_{13}) + \sin^4(\theta_{12})\cos^4(\theta_{13}) + \frac{1}{2}(P_{12} + P_{13} + P_{23}) \\ P_{12} &= \sin^2(2\theta_{12})\cos^4(\theta_{13})\cos\left(\frac{\Delta M_{21}^2 L}{2E}\right), \quad P_{13} = \cos^2(\theta_{12})\sin^2(2\theta_{13})\cos\left(\frac{|\Delta M_{31}^2|L}{2E}\right) \\ P_{23} &= \sin^2(\theta_{12})\sin^2(2\theta_{13})\cos\left(\frac{|\Delta M_{32}^2|L}{2E}\right). \end{aligned}$$

Following Ref. [12], a $3\%/\sqrt{E}$ energy resolution is included by convoluting the observed energy spectrum with

$$\exp\left(-\frac{(E - E')^2}{0.0018(E_e + m_e)\text{MeV}}\right). \quad (5)$$

We use the neutrino mass matrix parameters of Ref. [5].

As was demonstrated in Ref. [10], the minima whose difference defines RL lie just on either side of $k = |\Delta M_{31}^2|/2$. These minima arise from the Fourier transform of P_{13} which is independent of the hierarchy, but the contribution of P_{23} provides a perturbation which makes the right (left) minimum deeper for the normal (inverted) hierarchy.

The problem observed in Ref. [9] is that, depending upon the reactor flux model used, the transform of the unoscillated reactor flux $\Phi(E)\sigma(E)E^2/L^3$ itself may contribute peaks near $k = |\Delta M_{31}^2|/2$ which interfere with those of $P_{13} + P_{23}$ and so affect RL . While the cosine transform of the unoscillated flux $\Phi(E)\sigma(E)E^2/L^3$ is independent of the neutrino mass splittings, the locations of the peaks of $P_{13} + P_{23}$ are proportional to ΔM_{eff}^2 . This means that the relative phase between the Fourier transform of the unoscillated spectrum and that of $P_{13} + P_{23}$ depends on the precise value of ΔM_{eff}^2 . As a result the oscillations in the Fourier transform of $\Phi(E)\sigma(E)$ lead to an ΔM_{eff}^2 -dependence in the quantity RL just

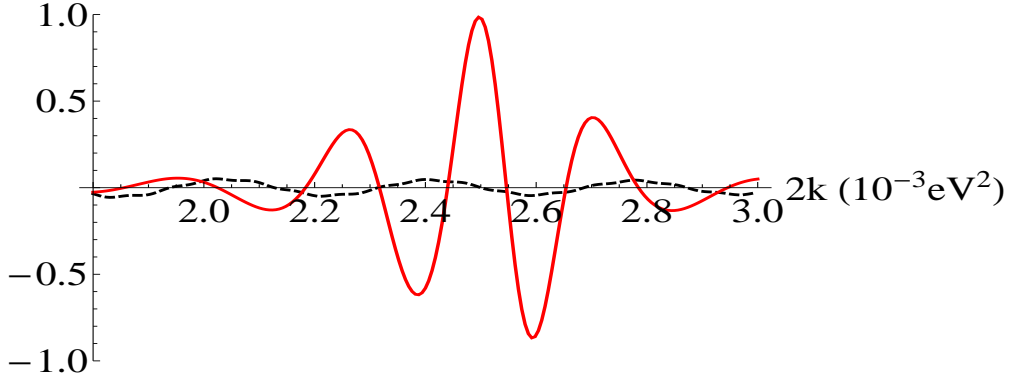


Figure 1: The cosine transforms of the unoscillated flux (black dashed curve) and the full $P_{13} + P_{23}$ oscillated flux (red solid curve) are shown. As ΔM_{eff}^2 varies, the $P_{13} + P_{23}$ peaks move and so the interference between the two contributions to the cosine transform of the neutrino spectrum varies. The reactor fluxes used are those of the 1980's.

of the kind observed in Ref. [9] using old reactor flux models. In fact, using the ^{235}U flux from Ref. [21], the ^{239}Pu and ^{241}Pu fluxes from [22] and the Gaussian approximated ^{238}U flux from Ref. [23] with the isotope ratios of Ref. [12] we find an oscillation in the unoscillated spectrum term in Eq. (3). Using this old model of the reactor flux, in Fig. 1 we compare the Fourier transform of the unoscillated term with that of the $P_{13} + P_{23}$ term, which is sensitive to the hierarchy. One can see that the unoscillated term is periodic with the same wavelength as was observed in Fig. 4 of Ref. [9], and thus the interference between these two terms oscillates as ΔM_{eff}^2 varies, shifting the $P_{13} + P_{23}$ peaks and so reproducing the effect reported in that note.

Ref. [9] concludes that this strong dependence of RL upon the reactor flux means that a precise knowledge of this flux is desirable to determine the neutrino mass hierarchy at a short baseline experiment. Our conclusions differ. This difference arises from the observation that, as can be seen in Fig. 2, near $k = |\Delta M_{31}^2|/2$ the oscillations of the cosine transform of the reactor spectrum are governed by the highest energy neutrinos (8+ MeV) which, according to Refs. [8, 10], are not sensitive to the hierarchy. On the other hand in Fig. 2 we see that the effect is present in the case of both old and new fluxes if the spectrum is cut off at 8.5 MeV while it is negligible if the spectrum is cut off at 12.8 MeV. However since the quadratic and quintic fits to these fluxes are only reliable below 6.5 MeV and marginally reliable below 8 MeV, there is no reason to trust a naive extrapolation to 12.8 MeV.

As RL depends strongly on the spectrum between 8.5 and 12.8 MeV, which in turn is independent of the hierarchy, this high energy spectrum provides a nuisance parameter for the

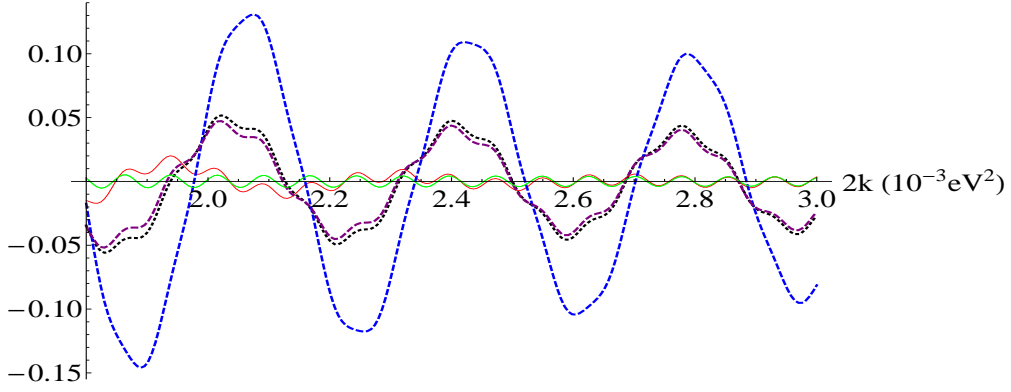


Figure 2: The cosine transforms of the unoscillated flux is shown for numerically interpolated fluxes from the 1980's [21, 22, 23] (black dotted curve), for a quadratic fit to fluxes from the 1980's [23] and for quintic fits of the new fluxes of Ref. [17]. The latter two are shown with cutoffs of 8.5 MeV (dashed curves) and 12.8 MeV (solid curves). The blue dashed curve corresponds to the quadratic fit flux. The red and green solid curves, corresponding to 12.8 MeV cutoffs, are close to zero. Therefore the interference effect is present if the cutoff is at 8.5 MeV and but not if the fits are naively extrapolated to 12.8 MeV. This demonstrates that RL is sensitive to the neutrino spectrum above 8.5 MeV.

determination of the hierarchy using RL . The solution suggested in Ref. [9] is to determine the spectrum precisely, however so few neutrinos are observed in this range that such a determination would be difficult, indeed the spectrum is not understood at the required precision even at the energies with high fluxes [18]. Even if such a measurement were possible, then RL would still be likely to depend upon ΔM_{eff}^2 with a higher sensitivity than the mass determination at MINOS and probably at NO ν A, making a determination of the hierarchy at a medium baseline more challenging.

Our solution is to replace RL and PV with indicators that are insensitive to the high energy neutrino spectrum, by providing an energy-dependent weight $w(E)$ on the neutrino spectrum in the Fourier transform. As we saw in Fig. 2, a simple cutoff in the Fourier transform will amplify the spurious dependence. The weight needs to cut off the high energies gradually, with derivative scales much longer than $|\Delta M_{31}^2|$, so as to not itself introduce spurious peaks in the critical part of the Fourier transforms. One such choice of weight which we have found works quite well is a Gaussian

$$F_c(k) = \int d\left(\frac{L}{E}\right) e^{-\frac{0.08 E^2}{\text{MeV}^2}} \frac{E^2}{L} \frac{\Phi(E)\sigma(E)}{4\pi L^2} P_{ee} \left(\frac{L}{E}\right) \cos\left(\frac{kL}{E}\right). \quad (6)$$

The same weight serves well in both the sine transform and also the nonlinear transforms of

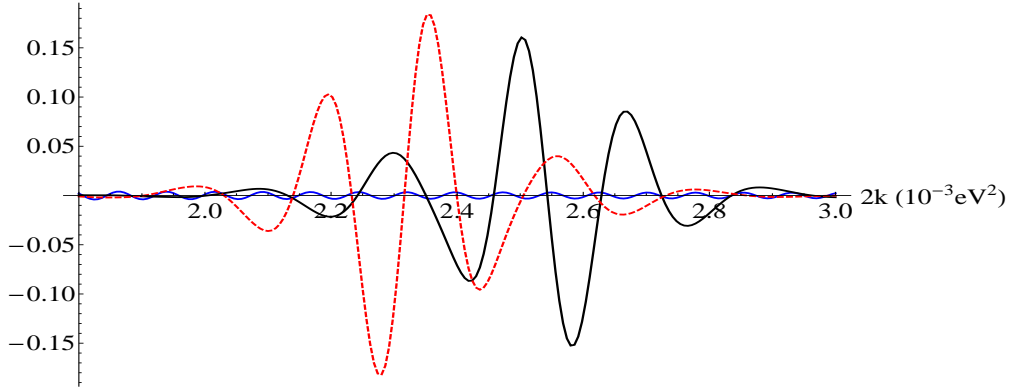


Figure 3: Here we see the weighted Fourier transform of the spectrum without oscillations (blue solid curve) and with oscillations in the case of the normal (black solid curve) and inverted (red dashed curve) hierarchies. One can see that the solid, blue unoscillated curve is very close to zero. We have checked that this curve is essentially independent of the cutoff and so the reactor spectrum no longer affects RL . Comparing with Fig. 1 one can see that the difference RL between the depths of the minima is even greater in this weighted case, allowing for a better determination of the hierarchy than was possible with an unweighted Fourier transform.

Ref. [10] which determine the hierarchy more reliably than $RL+PV$ at baselines below about 55 km [24]. As can be seen by comparing the unweighted and weighted cosine transforms in Figs. 1 and 3, not only does the weighting procedure preserve RL , but it actually increases the difference in the peak sizes between the normal and inverted hierarchies. Thus this solution to the dependence upon the high energy neutrino tail not only removes the spurious dependence, for any high energy reactor spectrum, but it increases the chance of success of the determination of the hierarchy. In simulations [24] we will show that when the weight function is optimized with a neural network this increase is of order 2%.

Acknowledgement

JE is supported by the Chinese Academy of Sciences Fellowship for Young International Scientists grant number 2010Y2JA01. EC and XZ are supported in part by the NSF of China.

References

- [1] F. P. An *et al.* [DAYA-BAY Collaboration], “Observation of electron-antineutrino disappearance at Daya Bay,” *Phys. Rev. Lett.* **108** (2012) 171803 [arXiv:1203.1669 [hep-ex]].
- [2] D. Dwyer, “Daya Bay Results,” presented at Neutrino 2012 in Kyoto. Available at <http://neu2012.kek.jp/neu2012/programme.html>.
- [3] J. K. Ahn *et al.* [RENO Collaboration], “Observation of Reactor Electron Antineutrino Disappearance in the RENO Experiment,” *Phys. Rev. Lett.* **108** (2012) 191802 [arXiv:1204.0626 [hep-ex]].
- [4] S. T. Petcov and M. Piai, “The LMA MSW solution of the solar neutrino problem, inverted neutrino mass hierarchy and reactor neutrino experiments,” *Phys. Lett. B* **533** (2002) 94 [hep-ph/0112074]. S. Choubey, S. T. Petcov and M. Piai, “Precision neutrino oscillation physics with an intermediate baseline reactor neutrino experiment,” *Phys. Rev. D* **68** (2003) 113006 [hep-ph/0306017].
- [5] J. Cao, “Observation of $\bar{\nu}_e$ Disappearance at Daya Bay,” presented at ν Turn under Gran Sasso. Available at <http://agenda.infn.it/contributionListDisplay.py?confId=4722>.
- [6] “Observation of reactor neutrino disappearance at RENO,” presented at ν TURN 2012 under Gran Sasso. Available at <http://agenda.infn.it/contributionListDisplay.py?confId=4722>.
- [7] Y. Wang, “Daya Bay II: The Next Generation Reactor Neutrino Experiment” presented at NuFact in Williamsburg, Virginia. Available at <https://www.jlab.org/indico/conferenceTimeTable.py?confId=0#20120725.detailed>.
- [8] H. Minakata, H. Nunokawa, S. J. Parke and R. Zukanovich Funchal, “Determination of the neutrino mass hierarchy via the phase of the disappearance oscillation probability with a monochromatic anti-electron-neutrino source,” *Phys. Rev. D* **76** (2007) 053004 [Erratum-ibid. *D* **76** (2007) 079901] [hep-ph/0701151].
- [9] X. Qian, D. A. Dwyer, R. D. McKeown, P. Vogel, W. Wang, and C. Zhang, “Mass Hierarchy Resolution in Reactor Anti-neutrino Experiments: Parameter Degeneracies and Detector Energy Response,” arXiv:1208.1551 [hep-ex].
- [10] E. Ciuffoli, J. Evslin and X. Zhang, “The Neutrino Mass Hierarchy at Reactor Experiments now that θ_{13} is Large,” arXiv:1208.1991 [hep-ex].
- [11] M. Batygov, S. Dye, J. Learned, S. Matsuno, S. Pakvasa and G. Varner, J. Learned, S. T. Dye, S. Pakvasa and R. C. Svoboda, “Determination of neutrino mass hierarchy and θ_{13} with a remote detector of reactor antineutrinos,” *Phys. Rev. D* **78** (2008) 071302 [hep-ex/0612022]. “Prospects of neutrino oscillation measurements in the detection of reactor antineutrinos with a medium-baseline experiment,” arXiv:0810.2580 [hep-ph].
- [12] L. Zhan, Y. Wang, J. Cao and L. Wen, “Determination of the Neutrino Mass Hierarchy at an Intermediate Baseline,” *Phys. Rev. D* **78** (2008) 111103 [arXiv:0807.3203 [hep-ex]].

- [13] L. Zhan, Y. Wang, J. Cao and L. Wen, “Experimental Requirements to Determine the Neutrino Mass Hierarchy Using Reactor Neutrinos,” *Phys. Rev. D* **79** (2009) 073007 [arXiv:0901.2976 [hep-ex]].
- [14] R. Nichol, “Final MINOS Results,” presented at Neutrino 2012 in Kyoto. Available at <http://neu2012.kek.jp/neu2012/programme.html>. P. Adamson *et al.* [MINOS Collaboration], “Measurements of atmospheric neutrinos and antineutrinos in the MINOS Far Detector,” arXiv:1208.2915 [hep-ex].
- [15] H. Nunokawa, S. J. Parke and R. Zukanovich Funchal, “Another possible way to determine the neutrino mass hierarchy,” *Phys. Rev. D* **72** (2005) 013009 [hep-ph/0503283].
- [16] T. A. Mueller, D. Lhuillier, M. Fallot, A. Letourneau, S. Cormon, M. Fechner, L. Giot and T. Lasserre *et al.*, “Improved Predictions of Reactor Antineutrino Spectra,” *Phys. Rev. C* **83** (2011) 054615 [arXiv:1101.2663 [hep-ex]].
- [17] P. Huber, “On the determination of anti-neutrino spectra from nuclear reactors,” *Phys. Rev. C* **84** (2011) 024617 [Erratum-ibid. *C* **85** (2012) 029901] [arXiv:1106.0687 [hep-ph]].
- [18] G. Mention, M. Fechner, T. Lasserre, T. A. Mueller, D. Lhuillier, M. Cribier and A. Letourneau, “The Reactor Antineutrino Anomaly,” *Phys. Rev. D* **83** (2011) 073006 [arXiv:1101.2755 [hep-ex]].
- [19] E. Ciuffoli, J. Evslin and H. Li, “The Reactor Anomaly after Daya Bay and RENO,” arXiv:1205.5499 [hep-ph].
- [20] P. Vogel and J. F. Beacom, “Angular distribution of neutron inverse beta decay, anti-neutrino $e^- + p \rightarrow e^+ + n$,” *Phys. Rev. D* **60** (1999) 053003 [hep-ph/9903554].
- [21] K. Schreckenbach, G. Colvin, W. Gelletly and F. Von Feilitzsch, “Determination Of The Anti-neutrino Spectrum From U-235 Thermal Neutron Fission Products Up To 9.5-mev,” *Phys. Lett. B* **160** (1985) 325.
- [22] A. A. Hahn, K. Schreckenbach, G. Colvin, B. Krusche, W. Gelletly and F. Von Feilitzsch, “Anti-neutrino Spectra From Pu-241 And Pu-239 Thermal Neutron Fission Products,” *Phys. Lett. B* **218** (1989) 365.
- [23] P. Vogel and J. Engel, “Neutrino Electromagnetic Form-Factors,” *Phys. Rev. D* **39** (1989) 3378.
- [24] E. Ciuffoli, J. Evslin and X. Zhang, Work in progress.